

State of Illinois) SS
Belvidere, Illinois)

BELVIDERE CITY COUNCIL
REGULAR MEETING
AGENDA

July 17, 2023

Convened in the Council Chambers, 401 Whitney Blvd, Belvidere IL at 7:00 p.m.
Mayor Morris presiding.

(1) Roll Call:

(2) Pledge of Allegiance:
Invocation:

(3) Public Comment: (Please register with the City Clerk):

(4) Approval of Minutes:

(A) Approval of minutes of the regular meeting of the Belvidere City Council of
July 3, 2023; as presented.

(5) Public Hearing: Community Development Block Grant (CDBG) Project.

(6) Special Messages and Proclamations:

(7) Approval of Expenditures: General & Special Fund Expenditures: \$ 1,973,858.35
Water & Sewer Fund Expenditures: \$ 529,973.64

(8) Committee Reports and Minutes of City Officers:

(A) Monthly Report of Belvidere Police Department Overtime Pay for June 2023.

(B) Monthly Report of Belvidere Fire Department Overtime Pay for June 2023.

(C) Monthly Report of Community Development Department/Planning
Department for June 2023.

(D) Monthly Report of Building Department Revenues, Residential Building
Permits and Case Reports for June 2023.

(E) Monthly General Fund Report for June 2023.

(F) Monthly Water/Sewer Fund Report June 2023.

(G) Monthly CD Investments for June 2023.

(H) Minutes of Committee of the Whole – Building, Planning and Zoning and
Public Works of July 10, 2023.

(9) Unfinished Business: None.

(10) New Business:

- (A) Motion to Waive Section 2-88, Referral to Committees, of the City of Belvidere Municipal Code with respect to Block Party Request – Close Willow Street (Corner of Douglas/Willow to 710 Willow Street).
- (B) Block Party Request – Close Willow Street from the corner of Douglas/Willow to 710 Willow Street.
- (C) Res. #2023-17: A Resolution for the City of Belvidere to apply to the State of Illinois for a Community Development Block Grant.

Motions forwarded from Committee of the Whole – Building, Planning and Zoning and Public Works of July 10, 2023.

Motions of Planning & Zoning – Chairman Mike McGee:

- (A) Motion to consent to and approve the appointment of Carl Gnewuch to the serve as Chairperson of the Belvidere Planning and Zoning Commission for a one-year term ending May 2024.
- (B) Motion to approve the allocated amount of \$26,462.00 for the Downtown Façade Improvement Grant as proposed in memo dated June 28, 2023, from Community Development Planner Gina DelRose.

Motions of Public Works – Chairman Dan Snow:

- (C) Motion to approve the low bid from Countryman, Inc. in the amount \$43,954.00, for the 2023 MFT Thermoplastic Pavement Striping Project, subject to IDOT approval. This work will be paid for from MFT Funds.
- (D) Motion to approve the low bid from Rock Road Companies, in the amount of \$949,860.00, for the 2023 MFT Street Overlay Program, subject to IDOT approval. This work will be paid for from MFT Funds.
- (E) Motion to approve the proposal from Ceroni Piping for new guide rails at the Highline lift station, in the amount of \$4,344.00. This work will be paid for from the Sewer Department Line Item #61-5-820-6005.
- (F) Motion to approve the proposal from Helm Service to install four vent lines in the Main Equipment Building wet well at the WWTP, in the amount of \$4,793.00. This work will be paid for from the Sewer Department Line Item #61-5-820-6010.
- (G) Motion to approve the engineering serves work order from Baxter & Woodman, in an amount not-to-exceed \$12,000.00 to complete the final clarifier condition report at the WWTP. This work will be paid for from Line Item #61-5-820-6190.

(H) Motion to approve of the proposal from Strand Associates, in the amount not-to-exceed \$21,700.00, for the lead service line inventory. This work will be paid for from grant funds.

Motions of Public Safety – Chairman Matthew Fleury:

(I) Motion to approve the Block Party Request to close E. 7th Street from Whitney Blvd. to S. Main Street on July 22, 2023, from 2:00p.m. to 10:00p.m.

Motions of Finance & Personnel – Chairman Wendy Frank:

(J) Motion to consent to the appointment of Don Banks to the Community Building Complex Committee.

(11) Adjournment:

State of Illinois) SS
Belvidere, Illinois)

BELVIDERE CITY COUNCIL
REGULAR MEETING
MINUTES

Date: July 3, 2023

Convened in the Belvidere Council Chambers, 401 Whitney Blvd, Belvidere Illinois
at 7:00 p.m.

Call to order by Mayor Morris.

(1) Roll Call: Present: R. Brereton, M. Fleury, W. Frank, M. McGee, N. Mulhall and
T. Porter.

Absent: J. Albertini, M. Freeman and D. Snow.

Other staff members in attendance:

Public Works Director Brent Anderson, Fire Captain Dave Burdick, Police Chief Shane
Woody, Community Development Planner Gina DelRose, City Attorney Mike Drella and
City Clerk Sarah Turnipseed.

(2) Pledge of Allegiance:
Invocation: Mayor Morris.

(3) Public Comment: None.

Mayor Morris with City Council consent moved Agenda Item (10) (D) forward
to Unfinished Business.

(4) Approval of Minutes:

(A) Approval of minutes of the regular meeting of the Belvidere City Council of
June 19, 2023; as presented.

Motion by Ald. Fleury, 2nd by Ald. McGee to approve the minutes of the regular meeting
of the Belvidere City Council of June 19, 2023. Aye voice vote carried. Motion carried.

(5) Public Hearing: None.

(6) Special Messages and Proclamations: None.

(7) Approval of Expenditures: None.

(8) Committee Reports and Minutes of City Officers:

- (A) Approval of the Minutes of Committee of the Whole – Public Safety, Finance & Personnel of June 26, 2023; as presented.

Motion by Ald. Mulhall, 2nd by Ald. McGee to approve the minutes of Committee of the Whole – Public Safety, Finance & Personnel of June 26, 2023; with corrections as noted – changing Ald. Frank’s Public Comment concerning the IDA Public Library to “opposed tax dollars to drag shows and sexually explicit books by the taxpayers”. Aye voice vote carried. Motion carried.

(9) Unfinished Business:

Motion to the consent to the appointment of Sandra K. Gramkowski as Alderwoman in Ward 3 to fulfill the remaining term of Alderwoman Sheryl Prather. Roll Call Vote: 6/0 in favor. Ayes: Brereton, Fleury, Frank, McGee, Mulhall and Porter. Nays: None. Motion carried.

Swearing in Sandra K. Gramkowski as Alderperson for Ward 3.

- (A) Ord. #631H – 2nd Reading: An Ordinance Authorizing the Disposition of Lost, Abandoned or Stolen Property Pursuant to 765 ILCS 1030/3 (Bicycles).

Motion by Ald. Fleury, 2nd by Ald. Porter to pass Ord. #631H. Discussion took place concerning donation of bikes. Motion to amend by Ald. Brereton, 2nd by Ald. Frank to auction the bikes. Further discussion took place. Roll Call Vote on Motion to Amend: 2/5 in favor. Ayes: Brereton and Frank. Nays: Fleury, Gramkowski, McGee, Mulhall, Porter. Motion to Amend lost. Motion to amend by Ald. Brereton, 2nd by Ald. Frank to donate bikes to CASA. Discussion continued. Motion by Ald. Mulhall, 2nd by Ald. Fleury to call the question on the Motion to Amend. Roll Call Vote to call the question: 6/1 in favor. Ayes: Fleury, Gramkowski, McGee, Mulhall, Porter and Brereton. Nays: Frank. Motion carried. Roll Call Vote on Motion to Amend 3/4 in favor: Ayes: Frank, Gramkowski and Brereton. Nays: McGee, Mulhall, Porter and Fleury. Motion to amend lost. Roll Call Vote on original Motion: 6/2 in favor. Ayes: Gramkowski, McGee, Mulhall, Porter, Fleury and Mayor Morris. Nays: Brereton and Frank. Motion carried.

- (B) Ord. #632H – 2nd Reading: An Ordinance Granting a Special Use to Allow In-Vehicle Sales or Service Within the PB, Planned Business District (2002 Gateway Center Drive).

Motion by Ald. McGee, 2nd by Ald. Mulhall to pass Ord. #632H. Roll Call Vote: 7/0 in favor. Ayes: McGee, Mulhall, Porter, Brereton, Fleury, Frank and Gramkowski. Nays: None. Motion carried.

(10) New Business:

Motions forwarded from Committee of the Whole – Public Safety, Finance & Personnel of June 26, 2023.

- (A) Motion to authorize the Mayor to sign the agreement between INMAR Intelligence and the City of Belvidere for the Consumer Drug Take-Back Program. Roll Call Vote: 7/0 in favor. Ayes: Mulhall, Porter, Brereton, Fleury, Frank, Gramkowski and McGee. Nays: None. Motion carried.
- (B) Motion to approve the request from Super Aggregates to extend hours of operation from 5:00a.m. to 10:00p.m., weekdays and 5:00a.m. to 3:00p.m. Saturdays, effective upon approval to November 15, 2023. Discussion took place concerning hours. Roll Call Vote: 7/0 in favor. Porter, Brereton, Fleury, Frank, Gramkowski, McGee and Mulhall. Nays: None. Motion carried.
- (C) Motion to approve the PSEBA benefits for Ofc. Davenport in light of the line of duty disability pension granted by the Belvidere Police Pension Board arising out of an act of duty related to a river rescue that occurred on March 21, 2017. Discussion took place concerning insurance benefits. Roll Call Vote 7/0 in favor: Ayes: Brereton, Fleury, Frank, Gramkowski, McGee, Mulhall and Porter. Nays: None. Motion carried.
- (D) Item moved forward.
- (E) Motion to waive the bidding requirements for well #5 repairs. Roll Call Vote: 8/0 in favor. Ayes: Fleury, Frank, Gramkowski, McGee, Mulhall, Porter, Brereton and Mayor Morris. Nays: None. Motion carried.
- (F) Motion to approve the proposal for well #5 repairs from Cahoy Pump Service in the amount of \$290,587.00 This work will be paid for from the Water Depreciation Fund Line Item #61-1780. Roll Call Vote: 7/0 in favor. Ayes: Frank, Gramkowski, McGee, Mulhall, Porter, Brereton and Fleury. Nays: None. Motion carried.
- (G) Motion to approve Change Order #3 for the WWTP 2018 Improvement Project in the amount of \$123,756.80. This work will be paid for from the IEPA Loan for this project. Roll Call Vote: 7/0 in favor. Ayes: Brereton, Fleury, Frank, Gramkowski, McGee, Mulhall and Porter. Nays: None. Motion carried.
- (H) Motion to approve Change Order #1 of the Irene & Hawkey Watermain Extension Project in the amount of \$16,728.00. This work will be paid for from the Water Connection Fees. Roll Call Vote: 7/0 in favor. Ayes: Fleury, Frank, Gramkowski, McGee, Mulhall, Porter and Brereton. Nays: None. Motion carried.

Belvidere City Council
July 3, 2023

- (I) Motion to approve the proposal from Evoqua Water Technologies for the sludge heater replacement parts in the amount of \$19,224.38. The parts and installation will be paid for from Sewer Depreciation Line Item #61-1790. Roll Call Vote: 7/0 in favor. Ayes: Frank, Gramkowski, McGee, Mulhall, Porter, Brereton and Fleury. Nays: None. Motion carried.

- (J) Motion to approve the proposal from Helm Service for the labor and equipment to install the sludge heater replacement parts in the amount of \$8,414.00 The parts and installation will be paid for from Sewer Depreciation Line Item #61-1790. Roll Call Vote: 7/0 in favor. Ayes: Gramkowski, McGee, Mulhall, Porter, Brereton, Fleury and Frank. Nays: None. Motion carried.

(11) Adjournment:

Motion by Ald. Fleury, 2nd by Ald. McGee to adjourn meeting at 7:39 p.m. Aye voice vote carried. Motion carried.

Mayor

Attest:

City Clerk

Published in the Boone County Journal July 6th,

**CITY OF BELVIDERE, ILLINOIS
NOTICE OF PUBLIC HEARING**

Notice is hereby given that the corporate authority of the City of Belvidere, Illinois will hold a Public Hearing at 7:00 p.m. on Monday, July 17, 2023 in the City Council Chambers, 401 Whitney Boulevard, Belvidere, Illinois to provide interested parties an opportunity to express their views on the proposed federally-funded Community Development Block Grant (CDBG) project. Persons with disabilities or non-English speaking persons who wish to attend the public hearing and need assistance should contact Sarah Turnipseed, City Clerk, 401 Whitney Boulevard, Belvidere, Illinois (815-544-2612) no later than Wednesday, July 12, 2023. Every effort will be made to make reasonable accommodations for these persons.

On or about August 1, 2023, the City of Belvidere intends to apply to the Illinois Department of Commerce and Economic Opportunity for a grant from the State CDBG program. This program is funded by Title 1 of the federal Housing and Community Development Act of 1974, as amended. These funds are to be used for a community development project that will include the following activities: Cleanup of debris in the City of Belvidere as a result of the F-1 tornado that passed through the City on March 31, 2023. The total amount of CDBG funds to be requested is \$120,766.59.

Information related to this project will be available for review prior to the public hearing as of July 10, 2023 at the office of the Belvidere City Clerk, 401 Whitney Boulevard, Belvidere, Illinois between the hours of 8 a.m. and 5 p.m. Interested citizens are invited to provide comments regarding this issue either at the public hearing or by prior written statement. Written comments should be submitted to Sarah Turnipseed, City Clerk, 401 Whitney Boulevard, Belvidere, Illinois no later than Friday, July 14, 2023 in order to ensure placement of such comments in the official record of the public hearing proceedings. This project will result in no displacement of any persons or businesses. For additional information concerning the proposed project, please contact Brent Anderson, Public Works Director, by phone (815-544-9256) or by email (banderson@ci.belvidere.il.us).

City of Belvidere, Illinois
Sarah Turnipseed, City Clerk

Published in the Boone County Journal July 6th,

Bills Payable Summary
DATE OF PAYABLES

July 17, 2023

General Fund	\$1,662,962.93
Envision Healthcare (JE)	\$7,271.26
ADP Payroll Fees (JE)	\$1,779.25
Special Funds:	
Farmington Ponds SSA#2	\$3,108.19
Farmington Ponds SSA#3	\$3,046.59
Capital	\$291,759.63
MFT	\$3,930.50
TIF	\$0.00
Escrow	\$0.00
Total General & Special Funds:	\$1,973,858.35
Water & Sewer:	\$529,973.64
Total of all Funds	\$2,503,831.99

Select Department		01-210												
End Date	Start Date	06/30/2023												
Home Department Description	Payroll Name	Pay Date	Overtime Earnings	Tvertime Hours Tot	ACT Police	OT Earn	ACT Police	OT Hr	DBL - DoubleTime ear	DBL - DoubleT	Overtime Rate	Paid		
POLICE	Ball, Michael H	06/09/2023	\$35.32	6.00	\$0.00	0.00	\$0.00	0.00	\$0.00	0.00	\$72.55			
POLICE	Ball, Michael H	06/23/2023	\$471.60	6.50	\$0.00	0.00	\$0.00	0.00	\$0.00	0.00	\$72.55			
POLICE	Bell, Jeremy	06/09/2023	\$897.31	14.00	\$0.00	0.00	\$0.00	0.00	\$0.00	0.00	\$64.09			
POLICE	Bell, Jeremy	06/23/2023	\$737.07	11.50	\$0.00	0.00	\$0.00	0.00	\$0.00	0.00	\$64.09			
POLICE	Bird, David M	06/09/2023	\$435.32	6.00	\$0.00	0.00	\$0.00	0.00	\$0.00	0.00	\$72.55			
POLICE	Bird, David M	06/23/2023	\$798.09	11.00	\$0.00	0.00	\$0.00	0.00	\$0.00	0.00	\$72.55			
POLICE	Blankenship, Timothy	06/09/2023	\$1,666.43	26.00	\$0.00	0.00	\$0.00	0.00	\$0.00	0.00	\$64.09			
POLICE	Blankenship, Timothy	06/23/2023	\$1,057.54	16.50	\$0.00	0.00	\$0.00	0.00	\$0.00	0.00	\$64.09			
POLICE	Bogdonas, Michelle A	06/23/2023	\$1,538.24	24.00	\$0.00	0.00	\$0.00	0.00	\$0.00	0.00	\$64.09			
POLICE	Danielak, Joseph W	06/09/2023	\$491.58	9.00	\$0.00	0.00	\$0.00	0.00	\$0.00	0.00	\$54.62			
POLICE	Danielak, Joseph W	06/23/2023	\$983.17	18.00	\$0.00	0.00	\$0.00	0.00	\$0.00	0.00	\$54.62			
POLICE	DeLavan, Thomas S	06/09/2023	\$640.93	10.00	\$0.00	0.00	\$0.00	0.00	\$0.00	0.00	\$64.09			
POLICE	DeLavan, Thomas S	06/23/2023	\$384.56	6.00	\$0.00	0.00	\$0.00	0.00	\$0.00	0.00	\$64.09			
POLICE	Derry, Paul D	06/09/2023	\$652.98	9.00	\$0.00	0.00	\$0.00	0.00	\$0.00	0.00	\$72.55			
POLICE	Derry, Paul D	06/23/2023	\$145.11	2.00	\$0.00	0.00	\$0.00	0.00	\$0.00	0.00	\$72.55			
POLICE	Ellingson, David	06/09/2023	\$64.09	1.00	\$0.00	0.00	\$0.00	0.00	\$0.00	0.00	\$64.09			
POLICE	Ellingson, David	06/23/2023	\$769.12	12.00	\$0.00	0.00	\$0.00	0.00	\$0.00	0.00	\$64.09			
POLICE	Garcia, Christopher R	06/09/2023	\$1,665.92	30.50	\$0.00	0.00	\$0.00	0.00	\$0.00	0.00	\$54.62			
POLICE	Hernandez, Jonathan C.	06/09/2023	\$42.19	1.00	\$0.00	0.00	\$0.00	0.00	\$0.00	0.00	\$42.19			
POLICE	Jones, Anthony M.	06/09/2023	\$290.48	6.00	\$0.00	0.00	\$0.00	0.00	\$0.00	0.00	\$48.41			
POLICE	Jones, Anthony M.	06/23/2023	\$1,186.14	24.50	\$0.00	0.00	\$0.00	0.00	\$0.00	0.00	\$48.41			
POLICE	Jones, Thomas S	06/09/2023	\$544.79	8.50	\$0.00	0.00	\$0.00	0.00	\$0.00	0.00	\$64.09			
POLICE	Jones, Thomas S	06/23/2023	\$448.65	7.00	\$0.00	0.00	\$0.00	0.00	\$0.00	0.00	\$64.09			
POLICE	King, Paul M	06/09/2023	\$652.98	9.00	\$0.00	0.00	\$0.00	0.00	\$0.00	0.00	\$72.55			
POLICE	Kirk, Julie A	06/09/2023	\$1,922.80	30.00	\$0.00	0.00	\$0.00	0.00	\$0.00	0.00	\$64.09			
POLICE	Kirk, Julie A	06/23/2023	\$897.31	14.00	\$0.00	0.00	\$0.00	0.00	\$0.00	0.00	\$64.09			
POLICE	Korn, Matthew D	06/23/2023	\$1,993.64	36.50	\$0.00	0.00	\$0.00	0.00	\$0.00	0.00	\$54.62			
POLICE	Kozlowski, Robert E	06/09/2023	\$1,794.61	28.00	\$0.00	0.00	\$0.00	0.00	\$0.00	0.00	\$64.09			
POLICE	Kozlowski, Robert E	06/23/2023	\$2,852.15	44.50	\$0.00	0.00	\$0.00	0.00	\$0.00	0.00	\$64.09			
POLICE	Mc Dermott, Joseph M	06/09/2023	\$368.56	6.50	\$0.00	0.00	\$0.00	0.00	\$0.00	0.00	\$66.70			
POLICE	Mc Dermott, Joseph M	06/23/2023	\$340.21	6.00	\$0.00	0.00	\$0.00	0.00	\$0.00	0.00	\$66.70			
POLICE	Mears, Adam M	06/09/2023	\$497.46	9.50	\$0.00	0.00	\$0.00	0.00	\$0.00	0.00	\$52.36			
POLICE	Mears, Adam M	06/23/2023	\$628.37	12.00	\$0.00	0.00	\$0.00	0.00	\$0.00	0.00	\$52.36			
POLICE	Rackley, Dillon Robert	06/09/2023	\$549.82	10.50	\$0.00	0.00	\$0.00	0.00	\$0.00	0.00	\$52.36			
POLICE	Schutz, Julie	06/09/2023	\$128.19	2.00	\$0.00	0.00	\$0.00	0.00	\$0.00	0.00	\$64.09			
POLICE	Schutz, Julie	06/23/2023	\$961.40	15.00	\$0.00	0.00	\$0.00	0.00	\$0.00	0.00	\$64.09			
POLICE	Smith, Zachary	06/09/2023	\$2,330.20	44.50	\$0.00	0.00	\$0.00	0.00	\$0.00	0.00	\$52.36			
POLICE	Smith, Zachary	06/23/2023	\$1,125.82	21.50	\$0.00	0.00	\$0.00	0.00	\$0.00	0.00	\$52.36			
POLICE	Zapf, Richard M	06/09/2023	\$601.70	13.50	\$0.00	0.00	\$0.00	0.00	\$0.00	0.00	\$59.39			
POLICE	Zapf, Richard M	06/23/2023	\$593.85	10.00	\$0.00	0.00	\$0.00	0.00	\$0.00	0.00	\$59.39			
Grand Totals			\$34,785.70	579.00	\$0.00	0.00	\$0.00	0.00	\$0.00	0.00				
Total			\$34,785.70	579.00	\$0.00	0.00	\$0.00	0.00	\$0.00	0.00				

Fire Overtime Report - June 2023
 Pay Periods 05/20/2023-06/16/2023

Home Department Description	Payroll Name	Date	Overtime Hours	Timecard Work Labor Field 1
FIRE	Beck, Mark E	5/22/2023	4	Inspections
FIRE	Beck, Mark E	5/30/2023	4	Inspections
FIRE	Beck, Mark E	5/31/2023	21.5	Fire Dept Shift Coverage
FIRE	Beck, Mark E	6/5/2023	2	Additional Manpower
FIRE	Beck, Mark E	6/8/2023	2	Inspections
FIRE	Beck, Mark E	6/14/2023	2	Inspections
Totals for Payroll Name Beck, Mark E				35.5
Total				
FIRE	Bullard, Zachary J	5/20/2023	4.75	Fire Dept Training
FIRE	Bullard, Zachary J	5/31/2023	4.25	Fire Dept Training
FIRE	Bullard, Zachary J	5/31/2023	4.25	Teams
Totals for Payroll Name Bullard, Zachary J				13.25
Total				
FIRE	Burdick, David	5/23/2023	2	Additional Manpower
FIRE	Burdick, David	6/2/2023	2	Administration
FIRE	Burdick, David	6/13/2023	1.25	Additional Manpower
FIRE	Burdick, David	6/13/2023	2	Fire Dept Training
FIRE	Burdick, David	6/14/2023	2	Fire Dept Training
FIRE	Burdick, David	6/16/2023	2	Administration
Totals for Payroll Name Burdick, David				11.25
Total				
FIRE	Drall, Daniel C	5/21/2023	4.75	Fire Dept Training
FIRE	Drall, Daniel C	6/14/2023	1.33	Additional Manpower
Totals for Payroll Name Drall, Daniel C				6.08
Total				

FIRE	Elwanger, Adam A	5/26/2023	2	Additional Manpower
FIRE	Elwanger, Adam A	6/12/2023	24	Fire Dept Shift Coverage
FIRE	Elwanger, Adam A	6/13/2023	1.5	Additional Manpower
Totals for Payroll Name Elwanger, Adam A				
Total			27.5	

FIRE	Erber, Joseph D	6/5/2023	2	Additional Manpower
FIRE	Erber, Joseph D	6/13/2023	1.25	Additional Manpower
FIRE	Erber, Joseph D	6/14/2023	3	Teams
Totals for Payroll Name Erber, Joseph D				
Total			6.25	

FIRE	Fox, Kevin W	6/13/2023	0.5	Additional Manpower
FIRE	Fox, Kevin W	6/14/2023	2.5	Administration
Totals for Payroll Name Fox, Kevin W				
Total			3	

FIRE	Gunsteen, Robert J	6/5/2023	2	Additional Manpower
Totals for Payroll Name Gunsteen, Robert J				
Total			2	

FIRE	Hendrickson, Jacob C	6/13/2023	1.25	Additional Manpower
Totals for Payroll Name Hendrickson, Jacob C				
Total			1.25	

FIRE	Jankowski, Jason	6/2/2023	1.25	Additional Manpower
FIRE	Jankowski, Jason	6/6/2023	6	Fire Dept Training
FIRE	Jankowski, Jason	6/15/2023	3.5	Fire Dept Training
Totals for Payroll Name Jankowski, Jason				
Total			10.75	

FIRE	Mead, Stephen C	5/31/2023	4.25	Fire Dept Training
FIRE	Mead, Stephen C	6/5/2023	2	Additional Manpower
FIRE	Mead, Stephen C	6/9/2023	8	Fire Dept Shift Coverage
FIRE	Mead, Stephen C	6/14/2023	1.83	Additional Manpower
FIRE	Mead, Stephen C	6/14/2023	3	Teams
Totals for Payroll Name Mead, Stephen C				
Total			19.08	

FIRE	Mitchell, Cory	6/13/2023	0.5	Additional Manpower
Totals for Payroll Name Mitchell, Cory				
Total			0.5	

FIRE	Pavlatos, Gregory R	6/16/2023	5.75	Public Education
Totals for Payroll Name Pavlatos, Gregory R				
Total			5.75	

FIRE	Tangye, Travis N	5/20/2023	4.75	Fire Dept Training
Totals for Payroll Name Tangye, Travis N				
Total			4.75	

FIRE	Thornton, Nicolas J	6/13/2023	2	Administration
FIRE	Thornton, Nicolas J	6/13/2023	0.5	Additional Manpower
Totals for Payroll Name Thornton, Nicolas J				
Total			2.5	

FIRE	Vandenbroek, Troy Abraham	5/31/2023	4.25	Fire Dept Training
FIRE	Vandenbroek, Troy Abraham	6/5/2023	2	Additional Manpower
FIRE	Vandenbroek, Troy Abraham	6/14/2023	1.5	Additional Manpower
Totals for Payroll Name Vandenbroek, Troy Abraham				
Total			7.75	

FIRE	Williams, Glenn F	6/5/2023	8	Fire Dept Shift Coverage
------	-------------------	----------	---	--------------------------

Totals for Payroll Name Williams, Glenn F
Total

8

FIRE	Winnie, Todd J	5/30/2023	3.5	Teams
FIRE	Winnie, Todd J	6/5/2023	2	Additional Manpower
Totals for Payroll Name Winnie, Todd J Total			5.5	

Grand Totals
Total

170.66

BELVIDERE

Community Development Department Planning Department

401 Whitney Boulevard, Suite 300, Belvidere, Illinois, 61008 (815) 547-7177 FAX (815) 547-0789

June 2023 Monthly Report

Number	Project	Description	Processed
	Belvidere Projects		
1	Cases: June	2002 Gateway Center Drive, sU	5/9/2023
0	Cases: July	None	
0	Annexation	None	
0	Temporary Uses	None	
2	Site Plans (New/Revised)	Project Yukon	6/21/2023
		1615 N. State Street	6/21/2023
0	Final Inspection	None	
0	Downtown Overlay Review	None	
0	Prepared Zoning Verification Letters	None	
1	Issued Address Letters	107 W. 1st Street, apartments 201 and 203	6/19/2023
	Belvidere Historic Preservation Commission	The Commission reviewed 12 Downtown Façade Grant applications and discussed their impact on historic preservation. The Commission discussed future fundraisers and held elections.	
	Heritage Days	Staff continued to confirm activities, sponsorships and marketing. Staff aided with setting up the festival areas and taking down. Staff decorated the City Hall float and tie-dyed over 100 shirts. Staff was onsite throughout the entire festival.	
	Hometown Christmas	None	
	Comprehensive Plan	Staff forwarded existing plans and comments to the consultant so that they may begin to compile data. Staff also created a contact sheet of community stakeholders so that the consultant can reach out to them. There will be a joint City Council/Planning and Zoning Commission meeting in July.	
0	Scanned Plats: E-mail, Print and/or Burn Recorder's Office		

Planning Monthly Report Cont.

2 Other Department
0 General Public

Planning Department Current Duties

Close out completed planning case files

Respond to all FOIA requests

Work with 911, Fire Department and Post Office to verify all addresses in the City

Assist Growth Dimensions with requested data

Meetings and phone calls with developers regarding potential development

Phone calls/walk-ins for questions regarding zoning, floodplain, development, etc.

Prepare minutes, agendas and packets for various committees, commissions and boards

Prepare deposits and purchase orders for bill payments

*** Staff processed downtown façade grant applications

City of Belvidere

Building Department Revenues

Jun-23

	# OF PERMITS	
Code Enforcement Violations	1	\$ 140.00
Electrical Registrations	4	\$ 200.00

Total Permits Issued **134**

Total Value of Construction \$ 3,094,295.00

Building Fees	134	\$ 32,346.00
Electric Permit Fees	27	\$ 3,180.60
Plumbing Permit Fees	8	\$ 2,127.20
HVAC Permit Fees	7	\$ 1,253.41
Insulation Permit Fees	6	\$ 265.00
Plan Review Fees	65	\$ 6,659.08
Zoning Review Fees	67	\$ 747.50
Fire Dept Review Fees	1	\$ 192.00
Sign Permit Fees	4	\$ 960.00
Fence Permit Fees	20	\$ 585.00
SW, DW & GR Fees	19	\$ 1,240.00
Reinspection/Misc.		
Total Permit Income		\$ 49,555.79
Enterprise Zone Discount		\$1,931.25
Total Permit Fees		\$ 51,487.04

BREAK DOWN OF COMMERCIAL VS. RESIDENTIAL INCOME

Commercial/Industrial Income	16	\$ 25,322.05
Residential Income	118	\$ 24,233.74
	TOTAL	\$ 49,555.79

VALUE	0	4	16	114	TOTAL
Multi Family (New Construction)	\$ -				
Single Family Residence (New Const)	\$ 481,195.00				
Commercial/ Industrial		\$ 1,767,200.00			
Other Residential			\$ 845,900.00		
				TOTAL	\$ 3,094,295.00

2023-0611	06/14/23	2001	Meyers St	SR4	\$3,000.00	Fence	\$25.00	\$10.00	\$10.00	\$75.00	\$30.00	\$75.00
2023-0614	06/14/23	603	Julien St	SR6	\$5,000.00	Fence	\$25.00	\$10.00	\$10.00	\$75.00	\$30.00	\$75.00
2023-0614	06/14/23	1638	Daneshfield Dr	SR4	\$11,000.00	Tear off/Re roof	\$200.00			\$200.00		\$200.00
2023-0613	06/14/23	2422	Huntington Dr	SR4	\$10,500.00	Tear off/Re roof	\$192.50			\$192.50		\$192.50
2023-0616	06/14/23	1711	Fox Field Dr	SR6	\$6,900.00	Solar Panel Install	\$105.00	\$50.00		\$105.00		\$175.00
2023-0597	06/14/23	142	Burgess St	SR6	\$4,500.00	Patio & Sidewalk	\$25.00			\$10.00	\$10.00	\$105.00
2023-0598	06/14/23	690	Marshall St	SR6	\$4,000.00	Driveway/Sidewalk	\$25.00			\$10.00	\$10.00	\$105.00
2023-0609	06/14/23	2401	Winfield Ln	SR4	\$2,000.00	Patio	\$25.00			\$10.00	\$10.00	\$105.00
2023-0617	06/14/23	1419	8th Avenue	SR6	\$6,400.00	Sewer Repair	\$25.00	\$130.00		\$10.00	\$10.00	\$200.00
2023-0618	06/15/23	1607	Jillian Ct	SR6	\$11,000.00	Tear off/Re Roof	\$200.00			\$200.00		\$200.00
2023-0622	06/15/23	302	Bear Dusk Way	SR4	\$7,700.00	Door Replacement	\$150.50			\$150.50		\$150.50
2023-0461	06/15/23	1728	Fox Field Dr	SR6	\$2,500.00	pvt Sidewalk & Fence	\$25.00			\$10.00	\$10.00	\$135.00
2023-0620	06/16/23	223	Lynne Ln	SR6	\$2,000.00	Fence	\$25.00			\$10.00	\$10.00	\$75.00
2023-0621	06/16/23	819	Caswell St	SR6	\$5,000.00	Deck	\$110.00			\$10.00	\$10.00	\$130.00
2023-0631	06/16/23	1152	Jackson St	SR6	\$1,400.00	Patio Door Replacement	\$65.00			\$10.00	\$10.00	\$65.00
2023-0630	06/16/23	1920	Sawyer Rd	SR6	\$1,800.00	Underground Sprinkler	\$25.00	\$130.00		\$10.00	\$10.00	\$155.00
2023-0619	06/16/23	1220	4th St	SR6	\$4,000.00	Tear off/Re Roof Partial	\$95.00			\$10.00	\$10.00	\$95.00
2023-0632	06/16/23	1107	Warren Ave	SR6	\$2,600.00	Siding Replacement	\$74.00			\$10.00	\$10.00	\$95.00
2023-0610	06/16/23	207	Taylor Ridge	SR4	\$1,500.00	Fence	\$25.00			\$10.00	\$10.00	\$74.00
2023-0627	06/16/23	302	Bear Dusk Way	SR4	\$6,000.00	Driveway & Approach	\$25.00			\$10.00	\$10.00	\$75.00
2023-0628	06/16/23	517	Webster St	SR6	\$6,000.00	Porch Enclosure	\$125.00	\$75.00		\$10.00	\$10.00	\$230.00
2023-0637	06/19/23	635	Hurlbut Ave	SR6	\$5,400.00	Tear off/Re roof	\$116.00			\$10.00	\$10.00	\$116.00
2023-0639	06/19/23	1210	State St	SR6	\$2,500.00	Tear off/Re roof	\$72.50			\$10.00	\$10.00	\$72.50
2023-0640	06/20/23	335	Beacon Dr	SR6	\$18,500.00	Tear off/Re roof	\$380.00			\$10.00	\$10.00	\$380.00
2023-0633	06/20/23	506	Indian Dancer Trl	SR4	\$11,000.00	Solar Panel Install	\$105.00	\$50.00		\$10.00	\$10.00	\$175.00
2023-0642	06/20/23	5316	Waters Bend Dr	SR4	\$15,000.00	Tear off/Re roof	\$260.00			\$10.00	\$10.00	\$260.00
2023-0635	06/20/23	419	Webster St	SR6	\$2,000.00	Sidewalk & Approach	\$25.00			\$10.00	\$10.00	\$105.00
2023-0636	06/20/23	1295	Willowbrook Dr	SR4	\$14,000.00	Solar Panel Install	\$105.00	\$50.00		\$10.00	\$10.00	\$175.00
2023-0636	06/20/23	210	Goodrich	SR6	\$1,000.00	Fence	\$25.00			\$10.00	\$10.00	\$75.00
2023-0634	06/20/23	2805	Marj St	SR4	\$3,000.00	SWDW & Approach	\$25.00			\$10.00	\$10.00	\$105.00
2023-0643	06/20/23	120	2nd St	SR6	\$9,000.00	Tear off/Re Roof	\$170.00			\$10.00	\$10.00	\$170.00
2023-0624	06/20/23	841	Locust St	MR8S	\$0.00	Garage Demolition	\$135.00			\$10.00	\$10.00	\$135.00
2023-0645	06/20/23	1119	Maple Ave	SR6	\$6,000.00	Entry Door Replacement	\$125.00			\$10.00	\$10.00	\$125.00
2023-0581	06/21/23	628	Lincoln Ave	MR8L	\$15,000.00	Tear off/Re Roof	\$260.00			\$10.00	\$10.00	\$260.00
2023-0648	06/21/23	2980	Countryside Dr	SR4	\$9,000.00	Solar Panel Install	\$105.00	\$50.00		\$10.00	\$10.00	\$175.00
2023-0649	06/21/23	420	East Ave	SR6	\$21,000.00	Solar Panel Install	\$105.00	\$50.00		\$10.00	\$10.00	\$175.00
2023-0652	06/22/23	455	N Appleton Rd	RH	\$8,400.00	Tear off/Re Roof	\$161.00			\$10.00	\$10.00	\$161.00
2023-0653	06/23/23	1900	Grandview Trl	SR4	\$8,000.00	Tear off/Re roof	\$155.00			\$10.00	\$10.00	\$155.00
2023-0654	06/23/23	302	Bear Dusk Way	SR4	\$36,000.00	Windows & Patio Door	\$575.00			\$10.00	\$10.00	\$575.00
2023-0655	06/23/23	2120	Ridgefield Dr	SR4	\$7,000.00	Pool	\$140.00	\$30.00		\$10.00	\$10.00	\$190.00
2023-0657	06/23/23	1436	Garfield Ave	SR6	\$8,000.00	Tear off/Re Roof	\$155.00			\$10.00	\$10.00	\$155.00
2023-0659	06/26/23	4120	Brookstone Ln	SR4	\$15,000.00	Solar Panel Install	\$105.00	\$50.00		\$10.00	\$10.00	\$175.00
2023-0629	06/26/23	241	Harrison	SR6	\$4,000.00	Fence	\$75.00			\$10.00	\$10.00	\$75.00
2023-0641	06/26/23	620	Van Buren St	SR6	\$3,000.00	Fence	\$25.00			\$10.00	\$10.00	\$75.00
2023-0664	06/26/23	139	Gladys Ct	SR6	\$2,200.00	Tear off/Re Roof	\$68.00			\$10.00	\$10.00	\$68.00
2023-0665	06/27/23	422	Caswell St	SR6	\$2,000.00	y 10 Deck on existing found.	\$65.00			\$10.00	\$10.00	\$65.00
2023-0666	06/27/23	711	Garfield Ave	SR6	\$6,000.00	Tear off/Re Roof	\$125.00			\$10.00	\$10.00	\$125.00
2023-0668	06/28/23	224	Marshall St	SR6	\$2,500.00	Tear off/Re roof Shed	\$72.50			\$10.00	\$10.00	\$72.50
2023-0669	06/28/23	631	Madison St	SR6	\$9,000.00	ar off/Re roof House&Gar	\$170.00			\$10.00	\$10.00	\$170.00
2023-0671	06/28/23	203	Taylor Ridge	SR4	\$15,000.00	Tear off/Re Roof	\$305.00			\$10.00	\$10.00	\$305.00
2023-0675	06/29/23	908	Nevin Ct	SR6	\$2,100.00	Window Replacement	\$66.50			\$10.00	\$10.00	\$66.50
2023-0656	06/29/23	2617	Mary St	SR4	\$4,000.00	Dw & pvt sw partial	\$25.00			\$10.00	\$10.00	\$60.00
2023-0677	06/29/23	1018	Madison St	SR6	\$11,000.00	Siding	\$200.00			\$10.00	\$10.00	\$200.00
2023-0679	06/29/23	375	Elder Ln	MR8L	\$6,000.00	HVAC	\$25.00	\$50.00	\$60.00	\$10.00	\$10.00	\$200.00
2023-0680	06/29/23	850	Locust St	SR6	\$8,500.00	Tear off/Re roof	\$162.50			\$10.00	\$10.00	\$162.50
2023-0683	06/30/23	208	Boone St	SR6	\$3,600.00	Sidewalk Replacement	\$25.00			\$10.00	\$10.00	\$25.00
2023-0674	06/30/23	1295	Willowbrook Dr	SR6	\$2,500.00	Patio	\$25.00			\$10.00	\$10.00	\$25.00
2023-0686	06/30/23	316	Blester Dr	SR6	\$1,000.00	imo Existing Chimney&Replc	\$65.00			\$10.00	\$10.00	\$60.00
							\$0.00					\$0.00
							\$0.00					\$0.00
							\$0.00					\$0.00

114

\$845,900.00

\$13,024.50

115.00

\$955.00

18.00

\$260.00

2.00

\$60.00

1.00

\$10.00

1.00

\$572.47

57.00

\$560.00

56.00

\$0.00

0.00

\$0.00

0.00

\$570.00

19.00

\$840.00

14.00

\$16,566.97

\$0.00

\$0.00

SINGLE FAMILY HOME REPORT JUNE 2023

Permit #	Date	Street #	Dir	Street Name	Zone	Value	Construction Type	BLDG	ELECT	PLUMB	HVAC	INS	REVV	ZONG	FD REVW	SIGN	FENCE	SW/DW	AMT PD	
2023-0577	06/09/23	407		Sambor Trl	SR6	\$123,000.00	SPH	\$789.50	\$267.62	\$410.00	\$184.45	\$50.00	\$30.78	\$10.00				\$85.00	\$1,827.35	
2023-0575	06/09/23	361		Whitetail Trl	SR6	\$125,000.00	SPH	\$823.75	\$268.72	\$410.00	\$187.88	\$50.00	\$32.15	\$10.00				\$85.00	\$1,867.50	
2023-0660	06/28/23	317		Brockett Trl	SR6	\$121,900.00	SPH	\$850.00	\$269.56	\$410.00	\$190.50	\$50.00	\$33.20	\$10.00				\$85.00	\$1,898.26	
2023-0658	06/28/23	313		Brockett Trl	SR6	\$111,295.00	SPH	\$760.75	\$266.70	\$410.00	\$181.58	\$45.00	\$29.63	\$10.00				\$85.00	\$1,788.66	
TOTALS								\$3,224.00	\$1,072.60	\$1,640.00	\$744.41	\$195.00	\$125.76	\$40.00	\$0.00	\$0.00	\$0.00	\$0.00	\$340.00	\$7,381.77
						\$481,195.00														

COMMERCIAL MONTHLY REPORT JUNE 2023

Permit #	Date	Street #	Dir	Street Name	Zone	Value	Construction Type	BLDG	ELECT	PLUMB	HVAC	INS	REWW	ZONG	FD REWW	SIGN	FENCE	5W/DW	AMT PD	EZ	TOTAL FEE
2023-0542	06/01/23	123		Meadow St	CB	\$8,200.00	Replace AC Unit	\$25.00			\$75.00		\$62.50	\$25.00					\$187.50		\$187.50
2023-0928	06/02/23	2101		Gateway Center Dr	PH	\$900,000.00	Pick-up Expansion	\$5,385.00	\$503.00	\$162.20	\$374.00	\$60.00	\$5,254.80	\$25.00	\$192.00			\$60.00	\$16,015.80		\$16,015.80
2023-0317	06/02/23	2595		Tripp Rd	PH	\$279,000.00	Re Roof Overlay on Flat Roof	\$2,935.00											\$2,935.00		\$2,935.00
2023-0540	06/02/23	104	N	State St	CR	\$500.00	Fence	\$12.50					\$20.00	\$12.50					\$60.00		\$120.00
2023-0562	06/05/23	118	N	State St	CR	\$50,000.00	Tear off/Re roof	\$645.00											\$645.00		\$645.00
2023-0578	06/07/23	123	S	State St	CR	\$8,000.00	Window Replacement (BPD)	\$425.00											\$0.00		\$425.00
2023-0589	06/09/23	112		Leonard Ct	PH	\$28,000.00	Re Roof Overlay on Flat Roof	\$25.00	\$200.00					\$25.00	\$410.00				\$660.00		\$660.00
2023-0583	06/15/23	1610	N	State St	GR	\$125,000.00	Sign	\$415.00											\$415.00		\$415.00
2023-0626	06/15/23	1111		Allen St	GR	\$27,000.00	Tear off/Re roof	\$25.00											\$60.00		\$60.00
2023-0307	06/20/23	2056		Gateway Center Dr	PH	\$15,000.00	Sign - Menu Board	\$25.00	\$25.00					\$25.00	\$80.00				\$135.00		\$135.00
2023-0646	06/20/23	126	N	State St	CR	\$42,000.00	Tear off/Re Roof Flat Roof	\$65.00											\$65.00		\$65.00
2023-0638	06/22/23	401		Southtowne	GR	\$16,000.00	Signs	\$25.00						\$10.00	\$215.00				\$250.00		\$250.00
2023-0555	06/22/23	2056		Gateway Center Dr	PH	\$70,000.00	Signs	\$25.00						\$25.00	\$275.00				\$450.00		\$450.00
2023-0650	06/22/23	1214		Allen St	GR	\$8,500.00	Tear off/Re Roof	\$162.50											\$162.50		\$162.50
2023-0667	06/28/23	110	E	Lincoln Ave	CR	\$40,000.00	Tear off/Re Roof Flat Roof	\$545.00											\$545.00		\$545.00
2023-0306	06/30/23	1635		BIG Thunder Blvd	PH	\$150,000.00	Exterior Interior Remodel	\$882.50	\$300.00	\$65.00			\$623.75		\$192.00	\$960.00	\$15.00	\$60.00	\$1,871.25	\$1,871.25	\$3,742.50
						\$1,767,200.00		\$16,097.50	\$1,153.00	\$227.20	\$449.00	\$60.00	\$5,960.85	\$147.50	\$192.00	\$960.00	\$15.00	\$60.00	\$25,322.05	\$1,931.25	\$27,253.30

EZ Discount Report - JUNE 2023

Permit #	Date	Street #	Dir	Street Name	Zone	Value	Construction Type	BLDG	ELECT	PLUMB	HVAC	INS	REWW	ZONG	FD REWW	SIGN	FENCE	SW/DW	AMT PD	EZ	TOTAL FEE
2023-0540	06/02/23	104	N	State St	CB	\$500.00	Fence	\$12.50					\$20.00	\$12.50			\$15.00	\$0.00	\$60.00	\$60.00	\$120.00
2023-0306	06/30/23	1635		Big Thunder Blvd	PH	\$150,000.00	Exterior&Interior Remodel	\$882.50	\$300.00	\$65.00			\$623.75						\$1,871.25	\$1,871.25	\$3,742.50
																			\$0.00	\$0.00	\$0.00
																			\$0.00	\$0.00	\$0.00
						\$150,500.00		\$895.00	\$300.00				\$643.75	\$12.50	\$0.00	\$0.00		\$0.00	\$1,931.25	\$1,931.25	\$3,862.50

ELECTRICAL REGISTRATION JUNE 2023

Permit #	Date	FEE	PYMNT	NAME	CO NAME	REG #	EXPIRES
2023-0570	06/07/23	\$ 50.00	1814	Jason Penticoff	JP Electric Inc	23-607-1	4/30/2024
2023-0571	06/07/23	\$ 50.00	5741	Jordan Gaspard	Ikon Electric, LLC	23-607-2	4/30/2024
2023-0572	06/07/23	\$ 50.00	4009	Jeremy Walton	Beaver Valley Electric	23-607-3	4/30/2024
2023-0594	06/09/23	\$ 50.00	CASH	Jose Navarro		23-609-1	4/30/2024
2023-0676	06/29/23	\$ 50.00	Card	William White	Wm White Electrical	23-629-1	4/30/2024
5		\$ 250.00					

CODE ENFORCEMENT VIOLATIONS JUNE 2023

Permit #	Date	Street #	Dir	Street Name	Zone	Code	Enforcement Fee	Check #/Cash	Owner
	06/23/23	1125	N	State St	CB		\$140.00	117	Gunsteen

JUNE 2023 BUILDING DEPARTMENT DEPOSIT REPORT

DATE	BUILDG	ELECT	PUMBG	HVAC	INSL	REWW	ZONG	SIGN	FENCE	SW&DW	AMT PAID	EZ DISC	TOTAL FEE	T/MISC	REINSPEC	FD Reww	CODE ENF	ELECTR	TOTAL DEP
6/1/2023	\$449.00					\$10.00	\$10.00			\$60.00	\$529.00		\$529.00						\$529.00
6/2/2023	\$1,165.50	\$50.00		\$75.00		\$94.47	\$55.00		\$30.00		\$1,469.97		\$1,469.97						\$1,469.97
6/3/2023											\$0.00		\$0.00						\$0.00
6/4/2023											\$0.00		\$0.00						\$0.00
6/5/2023	\$12,839.50	\$503.00	\$162.20	\$374.00	\$60.00	\$5,334.60	\$97.50		\$135.00	\$60.00	\$19,565.80	\$60.00	\$19,625.80	\$20.00		\$192.00		\$50.00	\$19,777.80
6/6/2023	\$1,210.00	\$50.00				\$20.00	\$20.00				\$1,300.00		\$1,300.00						\$1,300.00
6/7/2023	\$462.50					\$40.00	\$40.00		\$60.00	\$120.00	\$722.50		\$722.50	\$116.76					\$839.26
6/8/2023	\$1,007.50					\$10.00	\$10.00		\$30.00		\$1,057.50		\$1,057.50					\$150.00	\$1,207.50
6/9/2023	\$322.00										\$322.00		\$322.00						\$322.00
6/10/2023											\$0.00		\$0.00						\$0.00
6/11/2023											\$0.00		\$0.00						\$0.00
6/12/2023	\$2,968.25	\$781.34	\$820.00	\$372.33	\$100.00	\$102.93	\$40.00		\$90.00	\$170.00	\$5,354.85		\$5,354.85					\$50.00	\$5,404.85
6/13/2023	\$780.00	\$50.00				\$50.50	\$50.00				\$1,020.50		\$1,020.50						\$1,020.50
6/14/2023	\$616.50	\$105.00				\$30.00	\$40.00			\$120.00	\$911.50		\$911.50						\$911.50
6/15/2023	\$995.00	\$50.00	\$130.00			\$70.00	\$70.00		\$60.00	\$180.00	\$1,555.00		\$1,555.00						\$1,555.00
6/16/2023	\$815.50	\$200.00				\$10.00	\$35.00	\$410.00	\$30.00	\$60.00	\$1,560.50		\$1,560.50						\$1,560.50
6/17/2023											\$0.00		\$0.00						\$0.00
6/18/2023											\$0.00		\$0.00						\$0.00
6/19/2023	\$569.00	\$75.00	\$130.00		\$10.00	\$50.00	\$50.00		\$60.00	\$60.00	\$1,004.00		\$1,004.00						\$1,004.00
6/20/2023	\$188.50										\$188.50		\$188.50						\$188.50
6/21/2023	\$1,945.00	\$125.00				\$50.00	\$75.00	\$60.00	\$30.00	\$120.00	\$2,405.00		\$2,405.00						\$2,405.00
6/22/2023	\$470.00	\$100.00				\$20.00	\$20.00				\$610.00		\$610.00						\$610.00
6/23/2023	\$373.50	\$125.00					\$35.00	\$490.00			\$1,023.50		\$1,023.50						\$1,023.50
6/24/2023											\$0.00		\$0.00						\$0.00
6/25/2023											\$0.00		\$0.00						\$0.00
6/26/2023	\$1,025.00	\$30.00				\$10.00	\$10.00		\$60.00		\$1,075.00		\$1,075.00				\$140.00		\$1,215.00
6/27/2023	\$223.00	\$50.00				\$30.00	\$30.00				\$393.00		\$393.00						\$393.00
6/28/2023	\$190.00						\$10.00				\$200.00		\$200.00						\$200.00
6/29/2023	\$2,703.25	\$536.26	\$820.00	\$372.08	\$95.00	\$62.83	\$20.00			\$170.00	\$4,779.42		\$4,779.42						\$4,779.42
6/30/2023	\$479.00	\$50.00		\$60.00		\$20.00	\$20.00			\$60.00	\$689.00		\$689.00						\$689.00
											\$0.00		\$0.00						\$0.00
	\$31,797.50	\$2,880.60	\$2,062.20	\$1,253.41	\$265.00	\$6,015.33	\$737.50	\$960.00	\$585.00	\$1,180.00	\$47,796.54	\$60.00	\$47,796.54	\$136.76		\$192.00	\$140.00	\$200.00	\$48,405.30

CODE VIOLATIONS - JUNE 2023

06/01/2023 - 06/30/2023

Case Date	Parcel Address	Assigned To	Description	Main Status
Group: Closed				
6/1/2023	1214 W 4TH ST	Cara Whetsel	garbage cans at curb without lids & garbage at curb passed pick-up day.	Closed
6/6/2023	1708 13TH AVE	Cara Whetsel	tall grass & weeds	Closed
6/6/2023	141 BIESTER DR	Cara Whetsel	tall grass, very tall in the back yard	Closed
6/7/2023	819 GROVER ST	Cara Whetsel	tall grass	Closed
6/7/2023	225 N STATE ST	Cara Whetsel	tall grass	Closed
6/7/2023	922 WILLOW ST	Cara Whetsel	tall grass & weeds, inoperable vehicles & parking on grass	Closed
6/7/2023	421 LYNNE LN	Cara Whetsel	trailer parked in the grass & blocking sidewalk	Closed
6/8/2023	1519 RUBY ST	Cara Whetsel	trailer parked in gravel	Closed
6/9/2023	805 N STATE ST	Cara Whetsel	tree branches all over sides of property	Closed
6/14/2023	503 REBECCA RD	Cara Whetsel	trailer in grass	Closed
6/14/2023	203 W JACKSON ST	Cara Whetsel	long grass & weeds in ROW & obstructing sidewalk	Closed
6/16/2023	320 W CHRYSLER DR	Cara Whetsel	tall grass & weeds	Closed
6/20/2023	2001 N STATE ST - Fas Mart	Cara Whetsel	tall weeds in planting area	Closed
6/21/2023	106 W 4TH ST	Cara Whetsel	tall grass & weeds back yard	Closed
6/21/2023	2610 MARY ST	Cara Whetsel	plants and weeds too tall and growing over sidewalk	Closed
6/21/2023	1104 KISHWAUKEE ST	Cara Whetsel	inoperable vehicle in front yard parked in the grass	Closed

6/21/2023	2106 N State	Cara Whetsel	large tree branch in front yard	Closed
6/21/2023	915 ALLEN ST	Cara Whetsel	putting garbage in garage	Closed
6/21/2023	525 ALLEN ST	Cara Whetsel	tall grass & weeds	Closed
6/26/2023	2218 RIDGEFIELD DR	Cara Whetsel	tall grass & weeds, garbage, garbage cans at curb, inoperable vehicle, fence in disrepair	Closed
6/26/2023	306 ROYAL AVE	Cara Whetsel	tall grass & weeds	Closed
6/27/2023	932 W 5TH ST	Cara Whetsel	tall grass in back yard	Closed
6/27/2023	1805 8TH AVE	Cara Whetsel	chickens in back yard	Closed
6/27/2023	621 W 8TH ST	Cara Whetsel	tall grass in back yard	Closed
6/28/2023	1940 N STATE ST	Cara Whetsel	weeds & camper for sale on property & Gnome signs in the ROW	Closed

Group Total: 25

Group: In Progress

6/7/2023	2025 LAFAYETTE DR	Cara Whetsel	tall grass in back yard	In Progress
6/8/2023	1405 CAROLYN CT	Cara Whetsel	inoperable vehicle	In Progress
6/8/2023	1321 DOUGLAS CT	Cara Whetsel	trailer parked in the grass	In Progress
6/14/2023	435 BEACON DR	Cara Whetsel	tall grass & trees block vision triangle	In Progress
6/14/2023	415 REBECCA RD	Cara Whetsel	trailer in grass	In Progress
6/14/2023	409 REBECCA RD	Cara Whetsel	garbage by the house & boat in the back yard parked in the grass	In Progress
6/14/2023	214 REBECCA RD	Cara Whetsel	inoperable vehicle & junk in the DW	In Progress

6/21/2023	920 W LOCUST ST	Cara Whetsel	broken windows	In Progress
6/21/2023	1308 PERRSONS PKWY	Cara Whetsel	brought in dirt to raise grade level making neighbors lot flood	In Progress
6/21/2023	854 BRADLEY LN	Cara Whetsel	tall grass & broken fence	In Progress
6/26/2023	1408 DAWNGATE DR	Cara Whetsel	tall grass & weeds in back yard	In Progress
6/27/2023	1106 KISHWAUKEE ST	Cara Whetsel	garbage, tall weeds, inop vehicle & broken fence	In Progress
6/27/2023	Riverbend West subdivision	Cara Whetsel	tall grass on new house lots & empty lots	In Progress
6/28/2023	216 E HURLBUT AVE	Cara Whetsel	branches in the front yard	In Progress
6/28/2023	1322 CASWELL ST	Cara Whetsel	tall grass and garbage in the back yard	In Progress
6/30/2023	1302 UNION AVE	Cara Whetsel	tall grass & weeds	In Progress
				Group Total: 16

Group: Ticketed

6/6/2023	1635 GLEN ELMS DR	Cara Whetsel	tall grass, weeds & underbrush, bushes over sidewalk, garbage, fence in disrepair & holes in soffit & flashing	Ticketed
				Group Total: 1

--	--	--	--	--

Total Records: 42

203 W. Jackson

Before



After



320 W. Chrysler

Before

320 W. Chrysler
Belvidere, IL
6-27-23
2:38 pm



After



421 Lynne

Before



After



1519 Ruby

Before



After



2025 Lafayette

Before



After



2610 Mary

Before




























After



CODE GRAPHS

ADVANCED SEARCH RESULTS

Select View 

Selected	Case Date 	Property Address 	Description 	Assigned To 	Letter 	Status 	Edit/View
	03/29/2023	515 BUCHANAN ST	tall weeds & underbrush, holes in exterior walls, holes in soffit & fascia, garbage in yard, handrails & steps in disrepair on the porches, broken windows	Cara Whetsel		In Court	
	04/05/2023	1605 FOX FIELD DR	Broken window, boxes piles up outside, garbage in front yard	Cara Whetsel		In Progress	
	04/18/2023	716 S STATE ST	fence in disrepair, garbage & brush & broken garage door	Cara Whetsel		In Progress	
	04/21/2023	841 W LOCUST ST	garage roof in disrepair	Cara Whetsel		In Progress	
	04/21/2023	1115 S STATE ST	front porch in disrepair, inop truck & garbage	Cara Whetsel		In Progress	
	04/25/2023	313 WARREN AVE	garbage on property	Cara Whetsel		In Progress	
	05/22/2023	600 JAMESTOWN AVE	Trees are encroaching on and overhanging sidewalk at VERY low level.	Cara Whetsel		In Progress	
	05/24/2023	141 S APPLETON RD	tall grass & semi parking in grass	Cara Whetsel		In Progress	
	05/24/2023	620 LOGAN AVE	tall grass& weeds	Cara Whetsel		In Progress	
	05/24/2023	1105 WARREN AVE	tall grass	Cara Whetsel		In Progress	

Selected	Case Date	Property Address	Description	Assigned To	Letter	Status	Edit/View
	05/24/2023	1213 PEARL ST	tall grass & weeds , garbage	Cara Whetsel		In Progress	
	05/26/2023	1010 CASWELL ST	Garbage & tall weeds in the alley	Cara Whetsel		In Progress	
	05/26/2023	1405 S MAIN ST	tall grass & weeds, inoperable vehicle, too many recreational vehicles	Cara Whetsel		In Progress	
	02/01/2023	1230 S APPLETON RD	huge garbage pile in yard	Cara Whetsel		In Progress	
	02/01/2023	1250 S APPLETON RD	garbage	Cara Whetsel		In Progress	
	03/06/2023	124 N STATE ST	deterioration of the front facade with decorative features also in disrepair	Craig Wilcox		In Progress	
	03/06/2023	138 N STATE ST	front façade & decorative features in disrepair	Craig Wilcox		In Progress	
	03/09/2023	1605 FOX FIELD DR	broken window & boxes on porch, may be a hoarder situation	Cara Whetsel		In Progress	
	03/10/2023	215 E 2ND ST	garage roof in disrepair	Cara Whetsel		In Progress	
	03/24/2023	704 WHITNEY BLVD	garbage & rubbish & fence too tall in front yard.	Cara Whetsel		In Progress	
	06/07/2023	2025 LAFAYETTE DR	tall grass in back yard	Cara Whetsel		In Progress	
	06/08/2023	1321 DOUGLAS CT	trailer parked in the grass	Cara Whetsel		In Progress	
	06/08/2023	1405 CAROLYN CT	inoperable vehicle	Cara Whetsel		In Progress	
	06/14/2023	214 REBECCA RD	inoperable vehicle & junk in the DW	Cara Whetsel		In Progress	

Selected	Case Date	Property Address	Description	Assigned To	Letter	Status	Edit/View
	06/14/2023	409 REBECCA RD	garbage by the house & boat in the back yard parked in the grass	Cara Whetsel		In Progress	
	06/14/2023	415 REBECCA RD	trailer in grass	Cara Whetsel		In Progress	
	06/14/2023	435 BEACON DR	tall grass & trees block vision triangle	Cara Whetsel		In Progress	
	06/21/2023	854 BRADLEY LN	tall grass & broken fence	Cara Whetsel		In Progress	
	06/21/2023	1308 PERRSONS PKWY	brought in dirt to raise grade level making neighbors lot flood	Cara Whetsel		In Progress	
	06/21/2023	920 W LOCUST ST	broken windows	Cara Whetsel		In Progress	
	06/26/2023	1408 DAWNGATE DR	tall grass & weeds in back yard	Cara Whetsel		In Progress	
	06/27/2023	Riverbend West subdivision	tall grass on new house lots & empty lots	Cara Whetsel		In Progress	
	06/30/2023	1302 UNION AVE	tall grass & weeds	Cara Whetsel		In Progress	
	06/27/2023	1106 KISHWAUKEE ST	garbage, tall weeds, inop vehicle & broken fence	Cara Whetsel		In Progress	
	06/28/2023	1322 CASWELL ST	tall grass and garbage in the back yard	Cara Whetsel		In Progress	
	06/28/2023	216 E HURLBUT AVE	branches in the front yard	Cara Whetsel		In Progress	
	03/08/2023	211 E 2ND ST	Garbage in back yard & driveway, inoperable vehicle & truck w/ D plates	Cara Whetsel		Ticketed	
	06/06/2023	1635 GLEN ELMS DR	tall grass, weeds & underbrush, bushes over sidewalk, garbage, fence in disrepair & holes in soffit & flashing	Cara Whetsel		Ticketed	

INCOME STATEMENT FOR THE GENERAL FUND

			Through	June	2023	
	Account #	Actual FY 23	Month of June	YTD Actual for FY 24	Budget FY 24	17% of Budget
General Administration						
RE Property Tax	01-4-110-4010	1,770,704.94	247,022.09	976,331.27	1,769,385	55%
Hotel / Motel Tax	01-4-110-4011	3,980.28	0.00	0.00	2,200	0%
Auto Rental Tax	01-4-110-4012	8,170.04	784.26	1,419.92	8,000	18%
Muni Infrastructure Maint	01-4-110-4013	70,884.89	5,649.69	11,248.93	70,105	16%
State Income Tax	01-4-110-4100	4,094,235.45	285,816.06	895,351.99	4,151,926	22%
Home Rule Sales Tax	01-4-110-4109	1,569,897.68	122,273.15	222,959.69	1,603,027	14%
Muni Sales Tax	01-4-110-4110	5,037,083.37	405,157.24	740,614.98	5,148,032	14%
Sales Tax to Developer	01-4-110-4111	0.00	0.00	0.00	0	0%
Local Use Tax	01-4-110-4112	1,031,810.57	92,661.37	167,572.26	970,947	17%
Local Motor Fuel Tax	01-4-110-4113	390,702.87	29,838.59	64,434.27	405,000	16%
Cannabis Tax	01-4-110-4115	39,894.75	3,121.02	6,176.65	40,076	15%
Replacement Tax	01-4-110-4120	1,689,573.59	0.00	322,364.47	1,500,000	21%
Repl Tax Dist to Pensions	01-4-110-4121	(264,297.00)	0.00	0.00	(264,297)	0%
Grants	01-4-110-4150	0.00	53,000.00	53,000.00	0	0%
American Rescue Plan Act	01-4-110-4152	1,710,788.18	0.00	0.00	0	0%
Business License	01-4-110-4200	9,365.00	2,205.00	7,705.00	9,980	77%
Liquor License & Fines	01-4-110-4210	168,800.00	0.00	107,800.00	162,100	67%
Amusement Machine	01-4-110-4230	106,639.67	18,000.00	110,000.00	113,000	97%
Court Fines	01-4-110-4400	145,439.41	15,326.49	27,702.93	120,000	23%
Parking Fines	01-4-110-4410	3,660.00	120.00	180.00	2,000	9%
Seized Vehicle Fee	01-4-110-4420	45,950.00	4,500.00	6,900.00	35,000	20%
Engr Fees-Subdivision	01-4-110-4430	119,833.00	0.00	0.00	0	#DIV/0!
Video Gambling	01-4-110-4440	541,209.21	46,140.08	97,723.26	500,000	20%
Franchise Fees	01-4-110-4450	254,574.63	0.00	59,290.37	262,313	23%
Comcast Fees	01-4-110-4455	0.00	0.00	0.00	0	0%
Death/Birth Certificates	01-4-110-4460	22,478.00	972.00	2,118.00	21,174	10%
Accident/Fire Reports	01-4-110-4470	3,175.00	120.00	375.00	3,465	11%
Annexation/Plat Fees	01-4-110-4471	59,298.44	0.00	0.00	0	#DIV/0!
Tipping Fees	01-4-110-4472	21,609.46	4,889.25	96,490.51	20,000	482%
Fuel Charges (outside vendors)	01-4-110-4550	499,211.24	48,295.09	85,577.26	485,000	18%
Interest Income	01-4-110-4600	382,828.12	60,366.09	60,366.09	24,000	252%
Miscellaneous	01-4-110-4900	183,249.74	10,764.46	21,364.46	130,400	16%
Heritage Days	01-4-110-4901	90,968.86	16,665.00	33,030.00	0	#DIV/0!
Historic Pres. Fundraising	01-4-110-4902	858.60	0.00	0.00	0	0%
Historic Pres. Grant Reimb.	01-4-110-4903	0.00	0.00	0.00	0	0%
Sale of Assets	01-4-110-4950	0.00	0.00	0.00	0	0%
Operating Transfer in (Reserves)	01-4-110-9998	0.00	0.00	0.00	0	0%
Total General Administration Revenues		19,812,577.99	1,473,686.93	4,178,097.31	17,292,833	24%
Salaries - Elected Officials	01-5-110-5000	215,888.40	16,333.61	32,940.41	215,889	15%
Salaries - Regular - FT	01-5-110-5010	226,442.65	23,261.00	(17,574.20)	249,211	-7%
Group Health Insurance	01-5-110-5130	465,308.60	37,772.66	85,947.04	518,316	17%
Health Ins Claims Pd (Dental)	01-5-110-5131	30,472.00	2,685.44	6,351.04	30,000	21%
Group Life Insurance	01-5-110-5132	1,368.90	0.00	0.00	1,377	0%
Health Insurance Reimb.	01-4-110-4540	(153,306.55)	(18,955.51)	(30,050.18)	(144,861)	21%
Unemployment Compensation	01-5-110-5136	2,506.96	0.00	0.00	0	0%
Memberships, Mtgs & Conf.	01-5-110-5154	3,149.60	217.02	392.02	31,655	1%
Subscriptions/Ed Materials	01-5-110-5156	715.20	0.00	0.00	0	#DIV/0!
Gen Admin Personnel & Benefit Expenses		792,545.76	61,314.22	78,006.13	901,587	9%
Repairs/Maint - Bldgs	01-5-110-6010	33,132.70	1,687.06	2,860.18	29,600	10%
Repairs/Maint - Equip	01-5-110-6020	3,235.97	301.63	643.96	5,000	13%
Legal	01-5-110-6110	9,493.39	721.64	721.64	46,250	2%
Other Professional Services	01-5-110-6190	106,919.29	5,072.96	5,072.96	92,000	6%
Back to Business Grant	01-5-110-6191	0.00	0.00	0.00	0	0%
Telephone	01-5-110-6200	21,042.92	121.85	1,674.42	21,250	8%
Codification	01-5-110-6225	950.00	513.00	513.00	6,200	8%
Other Communications	01-5-110-6290	1,655.56	196.02	196.02	2,250	9%
Gen Admin Contractual Expenses		176,429.83	8,614.16	11,682.18	202,550	6%

General Administration (cont)	Account #	Actual FY 23	Month of June	YTD Actual for FY 24	Budget FY 24	17% of Budget
Office Supplies	01-5-110-7020	108,715.04	9,487.08	37,874.23	122,334	31%
Gas and Oil	01-5-110-7030	481,925.30	39,143.00	63,733.24	460,000	14%
Other Supplies	01-5-110-7800	1,502.66	167.46	187.62	3,100	6%
Gen Admin Supplies Expenses		592,143.00	48,797.54	101,795.09	585,434	17%
Miscellaneous Expense	01-5-110-7900	93,410.99	879.90	11,489.65	33,150	35%
Reimb of Seized Vehicle Fee	01-5-110-7901	0.00	0.00	0.00	0	0%
Heritage Days	01-5-110-7902	96,130.62	31,920.49	32,639.74	0	0%
Comcast Charges	01-5-110-7903	0.00	0.00	0.00	0	0%
Historic Preservation	01-5-110-7904	0.00	0.00	0.00	0	0%
Disaster Relief	01-5-110-7905	42,033.24	27,966.00	27,966.00	0	#DIV/0!
Operating Transfers Out (ARPA)	01-5-110-9990	929,430.84	4,235.00	4,235.00	0	#DIV/0!
Operating Transfers Out	01-5-110-9999	2,191,532.60	212,693.27	212,693.27	1,451,085	15%
Total General Administration Expenses		3,942,192.80	364,219.58	448,306.06	3,173,806	14%
NET GENERAL ADMINISTRATION		15,870,385.19	1,109,467.35	3,729,791.25	14,119,027	26%
General Fund - Audit Department						
RE Taxes - Audit	01-4-130-4010	20,051.20	2,796.82	11,054.18	20,000	55%
Accounting & Auditing	01-5-130-6100	45,390.00	8,660.00	8,660.00	50,000	17%
NET - AUDIT DEPARTMENT		(25,338.80)	(5,863.18)	2,394.18	(30,000)	-8%
General Fund - IMRF Department						
RE Taxes - IMRF	01-4-140-4010	65,046.67	9,079.44	35,885.65	65,000	55%
Replacement Tax	01-4-140-4120	90,999.00	0.00	0.00	90,999	0%
Expense Reimbursement	01-4-140-4940	15,664.88	868.56	1,728.93	17,121	10%
Total IMRF Revenues		171,710.55	9,948.00	37,614.58	173,120	22%
IMRF Premium Expense	01-5-140-5120	119,758.64	6,298.41	12,260.38	99,630	12%
NET - IMRF DEPARTMENT		51,951.91	3,649.59	25,354.20	73,490	35%
General Fund - Social Security Department						
RE Taxes - FICA/Med	01-4-150-4010	200,157.81	27,921.47	110,356.98	200,000	55%
Expense Reimbursement	01-4-150-4940	146,492.59	11,857.02	24,556.10	158,110	16%
Library Expense Reimb.	01-4-150-4941	36,007.97	3,060.57	6,011.49	42,425	14%
Total Soc Security Revenues		382,658.37	42,839.06	140,924.57	400,535	35%
FICA Expense	01-5-150-5110	235,689.41	19,091.45	38,948.63	240,393	16%
Medicare Expense	01-5-150-5112	148,125.89	11,826.29	27,210.13	151,975	18%
Total Soc Security Expenses		383,815.30	30,917.74	66,158.76	392,368	17%
NET - SOCIAL SECURITY DEPT		(1,156.93)	11,921.32	74,765.81	8,167	815%
General Fund - Liability Insurance Dept						
RE Taxes - Ins Liability	01-4-160-4010	300,214.25	41,881.49	165,532.61	300,000	55%
Expense Reimbursement	01-4-160-4940	0.00	0.00	0.00	0	0%
Total Liability Insurance Revenues		300,214.25	41,881.49	165,532.61	300,000	55%
Insurance Premium	01-5-160-6800	470,305.33	0.00	0.00	484,430	0%
NET - LIABILITY INSURANCE DEPT		(170,091.08)	41,881.49	165,532.61	(184,430)	-90%

Police Department	Account #	Actual FY 23	Month of June	YTD Actual for FY 24	Budget FY 24	17% of Budget
RE Property Tax	01-4-210-4010	1,202,323.45	184,430.36	728,943.51	1,321,032	55%
Grants	01-4-210-4150	22,148.92	0.00	0.00	20,750	0%
Asset Forfeiture Revenue	01-4-210-4386	8,858.78	0.00	0.00	0	#DIV/0!
Police Court Fines	01-4-210-4400	52,628.33	4,676.66	8,049.01	35,628	23%
eCitation Fees	01-4-210-4410	2,141.14	205.96	391.37	0	#DIV/0!
Sex Offender Reg Fee	01-4-210-4480	2,500.00	400.00	500.00	2,500	20%
Violent Offender Reg Fee	01-4-210-4490	0.00	0.00	0.00	0	0%
Miscellaneous Revenues	01-4-210-4900	32,076.45	280.00	7,555.00	35,000	22%
Expense Reimbursement	01-4-210-4940	19,247.05	1,801.36	1,801.36	0	0%
SRO Reimbursement	01-4-210-4945	85,146.52	10,274.18	20,548.36	108,180	19%
Sale of Assets	01-4-210-4950	32,000.00	0.00	0.00	0	0%
COSSAP Reimbursement	01-4-210-4955	135,570.47	10,362.65	20,689.30	0	0%
Total Police Department Revenues		1,594,641.11	212,431.17	788,477.91	1,523,090	52%
Salary - Regular - FT	01-5-210-5010	3,890,735.42	299,762.89	661,912.76	4,219,697	16%
Overtime	01-5-210-5040	290,874.09	34,785.70	51,777.09	365,650	14%
Police Pension	01-5-210-5122	1,781,438.00	0.00	0.00	1,572,765	0%
Health Insurance	01-5-210-5130	828,890.29	61,524.31	135,640.60	1,099,983	12%
Dental Claims	01-5-210-5131	47,429.92	985.60	5,764.00	52,000	11%
Unemployment Compensation	01-5-210-5136	1,043.42	0.00	0.00	0	0%
Uniform Allowance	01-5-210-5140	81,505.95	1,159.02	85,172.88	101,342	84%
Training	01-5-210-5152	53,695.53	12,840.39	12,881.47	132,780	10%
Police Dept Personnel & Benefit Expenses		6,975,612.62	411,057.91	953,148.80	7,544,217	13%
Repair/Maint-Equipment	01-5-210-6020	16,341.64	5,446.15	5,767.42	31,510	18%
Repair/Maint-Vehicles	01-5-210-6030	54,639.70	5,091.27	5,091.27	89,850	6%
Telephone/Utilities	01-5-210-6200	37,139.95	3,898.10	3,898.10	51,000	8%
Physical Exams	01-5-210-6810	13,467.50	0.00	0.00	11,840	0%
Community Policing	01-5-210-6816	4,674.57	104.21	104.21	10,000	1%
K-9 Program Expenses	01-5-210-6818	28,133.83	588.92	588.92	7,698	8%
Sex Offender State Disburse	01-5-210-6835	1,495.00	130.00	130.00	3,600	4%
Violent Offender State Disburse	01-5-210-6845	60.00	0.00	0.00	0	0%
Police Department - Contractual Expenses		155,952.19	15,258.65	15,579.92	205,498	8%
Office Supplies	01-5-210-7020	3,495.00	437.90	730.19	8,550	9%
Gas & Oil	01-5-210-7030	108,484.71	9,970.85	18,081.12	127,000	14%
Operating Supplies	01-5-210-7040	23,081.70	1,773.68	2,271.32	46,025	5%
Miscellaneous Expense	01-5-210-7900	8,790.29	1,873.07	1,900.72	18,700	10%
Police Asset Forfeiture Expense	01-5-210-7901	8,858.78	0.00	0.00	0	#DIV/0!
eCitation Expenses	01-5-210-7902	2,242.00	0.00	0.00	3,000	0%
Police Department - Supplies Expense		154,952.48	14,055.50	22,983.35	203,275	11%
Equipment	01-5-210-8200	42,858.23	4,800.40	4,850.39	4,530	107%
Vehicles	01-5-210-8300	0.00	0.00	0.00	0	#DIV/0!
Total Police Department Expenses		7,329,375.52	445,172.46	996,562.46	7,957,520	13%
NET - POLICE DEPARTMENT		(5,734,734)	(232,741)	(208,085)	(6,434,430)	3%
Public Safety Building Department						
Salaries - Regular - FT	01-5-215-5010	604,621.63	51,369.47	51,369.47	780,867	7%
Other (FICA & IMRF)	01-5-215-5079	83,696.73	6,513.65	6,513.65	123,455	5%
Other Contractual Services	01-5-215-6890	280,504.86	15,111.98	30,297.79	357,500	8%
NET - PUBLIC SAFETY BLDG DEPT		(968,823.22)	29,743.84	(88,180.91)	(1,261,822)	7%

Fire Department	Account #	Actual FY 23	Month of June	YTD Actual for FY 24	Budget FY 24	17% of Budget
RE Property Tax	01-4-220-4010	1,021,902.61	160,649.31	634,951.15	1,150,714	55%
Grants	01-4-220-4150	3,509.97	0.00	0.00	0	0%
Miscellaneous Revenues	01-4-220-4900	47,212.40	192.00	2,324.00	5,250	44%
Expense Reimbursement	01-4-220-4940	860.89	0.00	25,874.00	0	0%
Sale of Assets	01-4-220-4950	210,000.00	0.00	0.00	0	0%
Ambulance Services	01-4-220-4960	0.00	0.00	100.00	600,000	0%
Total Fire Department Revenues		1,283,485.87	160,841.31	663,249.15	1,755,964	38%
Salaries - Regular - FT	01-5-220-5010	2,315,718.51	198,172.75	464,973.58	2,569,796	18%
Overtime	01-5-220-5040	216,495.85	7,535.10	17,736.40	218,423	8%
Fire Pension	01-5-220-5124	1,439,187.00	0.00	0.00	1,247,022	0%
Health Insurance	01-5-220-5130	531,253.10	42,271.07	82,802.67	674,699	12%
Dental Insurance	01-5-220-5131	28,087.04	3,587.20	5,086.40	30,000	17%
Unemployment Compensation	01-5-220-5136	0.00	0.00	0.00	0	0%
Uniform Allowance	01-5-220-5140	35,397.45	1,003.54	36,003.54	40,200	90%
Training	01-5-220-5152	11,291.58	16.07	16.07	23,939	0%
Fire Depart Personnel & Benefits Expenses		4,577,430.53	252,585.73	606,618.66	4,804,079	13%
Repair/Maint-Bldg	01-5-220-6010	43,947.15	2,545.58	2,878.09	34,130	8%
Repair/Maint-Equipment	01-5-220-6020	17,905.12	5,278.65	5,386.65	17,050	32%
Repair/Maint-Vehicles	01-5-220-6030	46,883.58	859.59	859.59	49,000	2%
Telephone/Utilities	01-5-220-6200	11,213.06	862.76	1,480.19	11,811	13%
Physical Exams	01-5-220-6810	519.00	0.00	0.00	1,000	0%
Fire Prevention	01-5-220-6822	6,594.37	215.90	215.90	7,830	3%
Emergency Medical Supplies	01-5-220-6824	11,138.45	322.99	322.99	11,740	3%
Ambulance Services	01-5-220-6830	0.00	6,474.30	6,574.30	1,719,733	0%
Fire Department - Contractual Expenses		138,200.73	16,559.77	17,717.71	1,852,294	1%
Office Supplies	01-5-220-7020	29,697.38	16,453.93	17,076.44	33,850	50%
Gas & Oil	01-5-220-7030	27,759.67	3,520.78	5,651.12	35,094	16%
Operating Supplies	01-5-220-7040	8,296.17	656.06	656.06	9,900	7%
Miscellaneous Expense	01-5-220-7900	10,464.32	299.00	299.00	0	#DIV/0!
Fire Department - Supplies Expenses		76,217.54	20,929.77	23,682.62	78,844	30%
Equipment	01-5-220-8200	19,277.03	4,534.88	4,534.88	32,470	14%
Total Fire Department Expenses		4,811,125.83	294,610.15	652,553.87	6,767,687	10%
NET - FIRE DEPARTMENT		(3,527,639.96)	(133,768.84)	10,695.28	(5,011,723)	0%
Police & Fire Commission Department						
Physical Exams	01-5-225-6810	8,954.00	69.00	69.00	37,400	0%
Other Contractual Services	01-5-225-6890	10,701.63	0.00	150.00	12,250	1%
NET - POLICE & FIRE COMMISSION		(19,655.63)	69.00	(219.00)	(49,650)	0%

	Account #	Actual FY 23	Month of June	YTD Actual for FY 24	Budget FY 24	17% of Budget
Community Development						
Building Permits	01-4-230-4300	490,324.14	31,797.50	69,036.10	300,000	23%
Electric Permits	01-4-230-4310	79,267.21	2,880.60	4,456.07	36,000	12%
Electrician Certification Fees	01-4-230-4315	1,800.00	250.00	1,950.00	3,000	65%
Plumbing Permits	01-4-230-4320	16,562.17	2,062.20	3,249.70	17,000	19%
HVAC Permits	01-4-230-4330	36,230.90	1,253.41	1,745.43	18,000	10%
Plan Review Fees	01-4-230-4340	216,033.37	6,013.36	12,043.63	90,000	13%
Sidewalk/Lot Grading Fees	01-4-230-4350	36,737.20	1,180.00	3,258.50	20,000	16%
Insulation Permits	01-4-230-4360	12,080.00	265.00	350.00	9,000	4%
Fire Review Fees	01-4-230-4365	0.00	0.00	0.00	2,750	0%
Zoning Review Fee	01-4-230-4370	5,287.50	739.47	1,471.97	4,000	37%
Code Enforcement	01-4-230-4380	3,200.00	0.00	400.00	3,000	13%
Forced Mowings Reimb.	01-4-230-4385	232.50	140.00	140.00	0	0%
Other Permits	01-4-230-4390	6,480.00	1,545.00	2,335.00	4,000	58%
Miscellaneous	01-4-230-4900	472.00	20.00	20.00	100	20%
Expense Reimbursement	01-4-230-4940	3,584.31	116.76	141.06	3,000	5%
Planning Fees	01-4-230-4950	23,349.25	0.00	700.00	20,000	4%
Planning Miscellaneous	01-4-230-4955	0.00	0.00	335.00	1,000	34%
Building Department - Revenues		931,640.55	48,263.30	101,632.46	530,850	19%
Salaries- Regular - FT	01-5-230-5010	267,686.62	20,991.38	42,028.02	285,662	15%
FICA	01-5-230-5079	19,641.19	1,530.29	3,064.06	21,853	14%
IMRF	01-5-230-5120	15,664.88	868.56	1,728.93	17,121	10%
Health Ins Expense	01-5-230-5130	57,671.62	4,254.02	8,525.97	81,709	10%
Dental Insurance	01-5-230-5131	2,168.80	213.60	338.40	4,000	8%
Unemployment	01-5-230-5136	0.00	0.00	0.00	0	0%
Training	01-5-230-5152	1,270.08	0.00	0.00	2,000	0%
Building Dept Personnel & Benefits Expense		364,103.19	27,857.85	55,685.38	412,345	14%
Repair/Maint - Equip	01-5-230-6020	2,783.74	173.90	334.70	3,300	10%
Repair/Maint - Vehicles	01-5-230-6030	1,606.35	0.00	0.00	3,000	0%
Other Professional Services	01-5-230-6190	36,251.64	3,090.41	6,180.82	73,335	8%
Telephone	01-5-230-6200	1,666.96	121.84	121.84	1,700	7%
Postage	01-5-230-6210	5,201.94	0.00	361.96	6,000	6%
Printing & Publishing	01-5-230-6220	4,443.80	60.00	60.00	3,000	2%
Other Contractual Services	01-5-230-6890	0.00	0.00	0.00	6,150	0%
Building Department - Contractual Expenses		51,954.43	3,446.15	7,059.32	96,485	7%
Office Supplies	01-5-230-7020	5,719.90	521.33	528.83	5,000	11%
Gas & Oil	01-5-230-7030	1,838.88	142.53	322.61	2,500	13%
Miscellaneous Expense	01-5-230-7900	1,487.66	25.81	25.81	1,000	3%
Operating Transfer Out	01-5-230-9999	0.00	0.00	0.00	0	0%
Building Department - Supplies Expenses		9,046.44	689.67	877.25	8,500	10%
Total Building Department Expenses		425,104.06	31,993.67	63,621.95	517,330	12%
NET - BUILDING DEPARTMENT		506,536.49	16,269.63	38,010.51	13,520	281%
Civil Defense Department						
RE Tax - Civil Defense	01-4-240-4010	7,027.91	981.23	3,878.22	7,000	55%
Miscellaneous Revenues	01-4-240-4900	0.00	0.00	0.00	0	0%
Miscellaneous Expense	01-5-240-7900	0.00	193.00	6,223.00	6,800	92%
NET - CIVIL DEFENSE DEPARTMENT		7,027.91	52,157.70	(2,344.78)	200	-36%

Street Department	Account #	Actual FY 23	Month of June	YTD Actual for FY 24	Budget FY 24	17% of Budget
RE Tax - Road & Bridge	01-4-310-4010	340,586.34	60,206.32	200,220.15	320,000	63%
Grants	01-4-310-4150	0.00	0.00	0.00	0	0%
Sidewalk/Driveway/Lot Grading	01-4-310-4350	0.00	0.00	0.00	0	0%
Miscellaneous Revenues	01-4-310-4900	7,118.54	350.00	350.00	5,000	7%
Expense Reimbursement	01-4-310-4940	38,775.36	5,846.80	31,765.86	15,000	212%
Expense Reimbursement	01-5-310-4940	0.00	0.00	0.00	0	0%
Sale of Assets	01-4-310-4950	0.00	0.00	0.00	0	0%
Intergovernmental Revenue	01-4-310-4960	0.00	0.00	0.00	0	0%
Street Department - Revenues		386,480.24	66,403.12	232,336.01	340,000	68%
Salaries - Regular - FT	01-5-310-5010	713,714.43	58,076.28	115,804.25	763,453	15%
Overtime	01-5-310-5040	60,235.25	4,744.60	11,341.70	55,000	21%
Health Insurance	01-5-310-5130	232,540.16	22,219.73	44,584.78	281,272	16%
Uniform Allowance	01-5-310-5140	18,273.37	1,609.92	1,636.69	16,700	10%
Training	01-5-310-5152	1,091.58	0.00	0.00	1,500	0%
Street Dept - Personnel & Benefits Expenses		1,025,854.79	86,650.53	173,367.42	1,117,925	16%
Repair/Maint - Storm Drain	01-5-310-6001	20,983.49	3,994.62	4,868.55	30,000	16%
Repair/Maint - St/Parking Lot	01-5-310-6002	125,758.84	26,865.17	26,865.17	100,000	27%
Repair/Maint - Sidewalk/Curb	01-5-310-6003	94,070.35	1,306.00	1,115.00	40,000	3%
Repair/Maint - Building	01-5-310-6010	17,133.15	474.93	954.22	12,000	8%
Repair/Maint - Equipment	01-5-310-6020	142,623.71	17,685.73	19,089.42	140,000	14%
Repair/Maint - Traffic Signal	01-5-310-6024	25,692.03	668.28	668.28	32,500	2%
Telephone/Utilities	01-5-310-6200	9,586.71	858.82	858.82	9,200	9%
Leaf Clean-up/Removal	01-5-310-6826	973.00	0.00	0.00	12,000	0%
Street Department - Contractual Expenses		436,821.28	51,853.55	54,419.46	375,700	14%
Office Supplies	01-5-310-7020	5,880.80	180.80	331.60	6,000	6%
Gas & Oil	01-5-310-7030	84,954.94	7,540.56	11,527.26	80,000	14%
Operating Supplies	01-5-310-7040	28,032.72	14,072.74	14,261.70	30,000	48%
Miscellaneous Expense	01-5-310-7900	2,371.79	40.00	40.00	62,000	0%
Street Department - Supplies Expenses		121,240.25	21,834.10	26,160.56	178,000	15%
Equipment	01-5-310-8200	0.00	0.00	0.00	0	0%
Total Street Department Expenses		1,583,916.32	160,338.18	253,947.44	1,671,625	15%
NET - STREET DEPARTMENT		(1,197,436.08)	(93,935.06)	(21,611.43)	(1,331,625)	2%
Street Lighting						
RE Tax - Street Lighting	01-4-330-4010	210,183.38	29,322.81	115,895.63	210,000	55%
Expense Reimbursement	01-5-330-4940	0.00	0.00	0.00	0	0%
Repair/ Maint - Street Light	01-5-330-6022	18,954.50	0.00	0.00	10,000	0%
Street Lighting - Electricity	01-5-330-6310	250,636.33	21,458.92	21,506.85	273,490	8%
NET - STREET LIGHTING		(59,407.45)	7,863.89	94,388.78	(73,490)	-128%

	Account #	Actual FY 23	Month of June	YTD Actual for FY 24	Budget FY 24	17% of Budget
Landfill Department						
RE Tax - Refuse/Landfill	01-4-335-4010	50,048.18	6,983.28	27,600.77	50,000	55%
Miscellaneous Revenue	01-4-335-4900	0.00	0.00	0.00	0	0%
Miscellaneous Expenses	01-5-335-7900	54,217.00	0.00	0.00	54,500	0%
NET - GARBAGE DEPARTMENT		(4,168.82)	6,983.28	27,600.77	(4,500)	-613%
Forestry Department						
RE Tax - Forestry	01-4-340-4010	40,062.49	5,587.80	22,085.26	40,000	55%
Other Fees	01-4-340-4490	0.00	0.00	0.00	0	0%
Miscellaneous	01-4-340-4900	0.00	0.00	0.00	0	0%
Forestry Department Revenues		40,062.49	5,587.80	22,085.26	40,000	55%
Repair/ Maint - Other	01-5-340-6090	0.00	0.00	0.00	0	0%
Tree Removal or Purchase	01-5-340-6850	53,490.50	480.00	480.00	43,000	1%
Miscellaneous Expense	01-5-340-7900	0.00	0.00	0.00	0	0%
Forestry Department Expenses		53,490.50	480.00	480.00	43,000	1%
NET - FORESTRY DEPARTMENT		(13,428.01)	5,107.80	21,605.26	(3,000)	0%
Engineering Department						
Engineering	01-5-360-6140	7,658.00	0.00	0.00	27,000	0%
Subdivision Expense	01-5-360-6824	27,415.00	1,995.00	1,995.00	10,000	20%
Office Supplies	01-5-360-7020	7,149.71	193.69	193.69	7,500	3%
Gas & Oil	01-5-360-7030	0.00	0.00	0.00	0	0%
NET - ENGINEERING DEPARTMENT		(42,222.71)	(2,188.69)	(2,188.69)	(44,500)	5%
Health / Social Services						
Council on Aging	01-5-410-6830	0.00	0.00	0.00	0	#DIV/0!
Demolition / Nuisance	01-5-410-6832	3,228.75	735.00	735.00	4,500	16%
NET - HEALTH / SOCIAL SERVICES		(3,228.75)	(735.00)	(735.00)	(4,500)	16%
Economic Development						
Planning Dept Services	01-5-610-6150	1,880.00	280.00	280.00	3,360	8%
Economic / Business	01-5-610-6840	80,430.00	41,000.00	61,000.00	87,462	70%
Tourism	01-5-610-6842	0.00	0.00	0.00	0	#DIV/0!
Historic Preservation	01-5-610-6844	4,425.81	0.00	2,500.00	4,550	55%
NET - ECONOMIC DEVELOPMENT		(86,735.81)	(41,280.00)	(63,780.00)	(95,372)	67%
Buchanan Street Strolls						
Strolls Vendor Fee	01-4-615-4490	0.00	0.00	0.00	0	#DIV/0!
Strolls Sponsors	01-4-615-4495	0.00	0.00	0.00	0	#DIV/0!
Strolls Miscellaneous	01-4-615-4900	0.00	0.00	0.00	0	#DIV/0!
STROLLS REVENUE		0.00	0.00	0.00	0	#DIV/0!
Buchanan Strolls Entertainment	01-5-615-6190	0.00	0.00	0.00	0	#DIV/0!
Buchanan Strolls Supplies	01-5-615-7040	0.00	0.00	0.00	0	#DIV/0!
Buchanan Strolls Misc.	01-5-615-7900	0.00	0.00	0.00	0	#DIV/0!
STROLLS EXPENSES		0.00	0.00	0.00	0	#DIV/0!
NET - BUCHANAN STREET STROLLS		0.00	0.00	0.00	0	#DIV/0!
Utility Tax Dept.						
Utility Tax - Electric	01-4-751-4131	1,011,810.07	66,309.00	124,595.77	1,100,000	11%
Utility Tax - Gas	01-4-751-4132	1,296,411.73	39,381.01	115,479.50	925,000	12%
Utility Tax - Telephone	01-4-751-4133	141,769.92	11,299.39	22,497.89	135,000	17%
Grants	01-4-751-4150	0.00	0.00	0.00	0	0%
Expense Reimbursement	01-4-751-4940	0.00	0.00	0.00	0	0%
Tripp Rd. Reconstruction	01-5-751-8056	0.00	0.00	0.00	0	0%
Southside Stormsewer Study	01-5-751-8058	0.00	0.00	0.00	0	0%
Bellwood Detention Basin	01-5-751-8060	0.00	0.00	0.00	0	0%
Poplar Grove/ Lawrenceville Int	01-5-751-8062	0.00	0.00	0.00	0	0%
		2,449,991.72	116,989.40	262,573.16	2,160,000	12%
TOTAL GENERAL FUND REVENUES		27,640,773.81	2,218,955.72	6,750,951.82	24,803,392	27%
TOTAL GENERAL FUND EXPENSES		20,608,948.25	1,481,609.90	2,685,384.37	22,958,030	12%
NET REV OVER (UNDER) EXP		7,031,825.56	737,345.82	4,065,567.45	1,845,363	

CASH FLOW STATEMENT FOR WATER / SEWER FUND as of June, 2023

Water / Sewer General Administration

Line Item	Account #	Actual FY 23	Month of June	Actual FY 24	Budget FY 24	17% of Budget
Beginning Cash & Investments		75,632		76,901.00	75,632	
Interest Income-sweep acct	61-4-110-4600	0	0.00	0.00	200	
Miscellaneous Revenues	61-4-110-4900	1,269	0.00	0.00	0	
Operating Transfer Out	61-5-110-9999	0	0.00	0.00	0	
Ending Cash		76,901	0.00	76,901.00	75,832	

Water Department

Line Item	Account #	Actual FY 23	Month of June	Actual FY 24	Budget FY 24	17% of Budget
Beginning Cash & Investments		220,437		273,187.92	258,350	
Water Consumption	61-4-810-4500	1,943,871	121,740.06	280,064.60	2,020,285	14%
Dep on Agr - Westhill	61-4-810-4521	31,738	4,874.00	7,311.00	10,000	0%
Meters Sold	61-4-810-4530	159,337	3,598.00	5,569.00	97,250	6%
Other Services	61-4-810-4590	3,397	250.00	397.50	3,000	13%
W/S Interest	61-4-810-4600	133	22.48	22.48	200	11%
Miscellaneous Revenues	61-4-810-4900	50	0.00	7,934.23	0	0%
Expense Reimbursement	61-4-810-4940	500	0.00	4,509.94	0	0%
Sale of Assets	61-4-810-4950	0	0.00	0.00	0	0%
Operating Transfers-In	61-4-810-9998	0	0.00	0.00	0	0%
Total Water Department Revenues		2,139,026	130,484.54	305,808.75	2,130,735	14%
Salaries - Regular - FT	61-5-810-5010	557,086	43,322.40	119,575.61	604,665	20%
Overtime	61-5-810-5040	59,607	812.91	3,522.61	35,000	10%
FICA Water	61-5-810-5079	43,500	3,365.88	7,443.30	48,916	15%
IMRF	61-5-810-5120	40,295	2,167.04	4,790.80	38,323	13%
Group Health Insurance	61-5-810-5130	211,134	16,931.56	33,972.10	192,524	18%
Uniform Allowance	61-5-810-5140	7,856	908.05	1,142.89	12,525	9%
Rep& Maint-Infrastructure	61-5-810-6000	128,858	8,932.40	8,932.40	74,000	12%
Rep& Maint - Buildings	61-5-810-6010	12,236	485.70	740.15	16,000	5%
Rep& Maint - Equipment	61-5-810-6020	54,961	11,719.05	11,719.05	35,000	33%
Rep& Maint - Vehicles	61-5-810-6030	12,927	1,401.98	1,401.98	20,000	7%
Rep& Maint - Contractual	61-5-810-6040	87,283	6,510.70	6,510.70	80,000	8%
Other Professional Serv	61-5-810-6190	7,318	596.75	2,553.63	10,000	26%
Telephone	61-5-810-6200	5,935	523.88	542.89	10,000	5%
Postage	61-5-810-6210	24,040	2,715.11	3,678.82	18,000	20%
Utilities	61-5-810-6300	134,570	18,251.80	18,251.80	200,000	9%
Office Equip Rental/Maint	61-5-810-6410	25,309	248.79	697.79	33,000	2%
Liability Insurance	61-5-810-6800	114,568	0.00	0.00	118,450	0%
Lab Expense	61-5-810-6812	17,036	1,856.43	1,856.43	47,000	4%
Office Supplies	61-5-810-7020	26,450	3,977.90	4,061.31	10,000	41%
Gas & Oil	61-5-810-7030	24,801	2,172.35	2,172.35	25,000	9%
Operating Supplies	61-5-810-7040	82,019	8,171.66	8,197.13	67,000	12%
Chemicals	61-5-810-7050	105,842	16,384.63	16,384.63	120,000	14%
Meters	61-5-810-7060	100,821	8,411.79	8,411.79	20,000	42%
Bad Debt Expense	61-5-810-7850	822	51.94	51.94	2,000	3%
Miscellaneous Expense	61-5-810-7900	7,112	456.45	568.82	4,000	14%
Disaster Relief	61-5-810-7905	0	0.00	0.00	0	#DIV/0!
Equipment	61-5-810-8200	0	0.00	0.00	0	0%
Transfer Out	61-5-810-9999	0	0.00	0.00	0	0%
Depreciation Set Aside		295,000	23,750.00	47,500.00	285,000	17%
Bond Pmt Set Aside		0	0.00	0.00	0	0%
Total Water Department Expenses		2,187,386	184,127.15	314,680.92	2,126,403	15%
NET WATER DEPARTMENT		(48,360)	(53,642.61)	(8,872.17)	4,332	
Change in Accounts Receivable (YTD)		(4,390)		(4,390.37)		
Ending Cash & Investments		220,437	(53,642.61)	259,925.38	262,682	

CASH FLOW STATEMENT FOR WATER / SEWER FUND as of June, 2023

Sewer Department

Line Item	Account #	Actual FY 23	Month of June	Actual FY 24	Budget FY 24	17% of Budget
Beginning Cash & Investments		649,934		555,395.78	400,598	
Grants	61-4-820-4150	0	0.00	0.00	0	0%
Sewer Consumption	61-4-820-4500	2,656,966	203,890.54	465,663.21	2,489,404	19%
Dep on Agr - Westhills	61-4-820-4521	13,946	2,626.00	3,939.00	10,000	0%
Meters Sold	61-4-820-4530	158,854	3,598.00	5,569.00	97,250	6%
Other Services	61-4-820-4590	40,214	3,339.40	7,093.10	53,000	13%
WWT Interest	61-4-820-4600	10,145	1,436.60	1,436.60	0	#DIV/0!
Miscellaneous Revenues	61-4-820-4900	18,914	0.00	0.00	0	0%
Expense Reimbursement	61-4-820-4940	0	0.00	0.00	0	0%
Operating Transfers-In	61-4-820-9998	0	0.00	0.00	0	0%
Total Sewer Department Revenues		2,899,039	214,890.54	483,700.91	2,649,654	18%
Salaries - Regular - FT	61-5-820-5010	633,645	49,571.32	144,408.70	686,691	21%
Overtime	61-5-820-5040	58,146	9,944.56	13,721.36	55,000	25%
FICA WWTP	61-5-820-5079	51,860	4,544.57	9,151.13	56,712	16%
IMRF	61-5-820-5120	48,042	2,922.23	5,884.22	44,430	13%
Group Health Insurance	61-5-820-5130	213,508	21,126.46	42,361.90	242,263	17%
Dental Claims	61-5-820-5131	0	0.00	0.00	0	#DIV/0!
Uniform Allowance	61-5-820-5140	18,513	1,734.96	1,734.96	20,600	8%
Travel	61-5-820-5151	0	0.00	0.00	0	#DIV/0!
Rep & Maint - Infrastruc.	61-5-820-6000	0	0.00	0.00	0	#DIV/0!
Rep & Maint - Lift Stations	61-5-820-6005	24,979	3,492.70	3,492.70	25,000	14%
Rep & Maint - Buildings	61-5-820-6010	83,944	6,012.18	6,210.07	90,000	7%
Rep & Maint - Equipment	61-5-820-6020	57,682	22,603.00	23,247.98	0	#DIV/0!
Rep & Maint - Vehicles	61-5-820-6030	11,137	324.98	324.98	28,000	1%
Rep & Maint - Contractual	61-5-820-6040	30,056	4,014.54	4,014.54	50,000	8%
Other Professional Serv	61-5-820-6190	66,213	3,760.25	3,760.25	73,500	5%
NARP Watershed	61-5-820-6195	34,232	0.00	17,116.00	18,000	95%
Telephone	61-5-820-6200	7,577	1,118.88	1,118.88	12,200	9%
Postage	61-5-820-6210	14,781	2,715.10	3,678.80	17,000	22%
Utilities	61-5-820-6300	173,119	19,131.08	19,131.08	200,000	10%
Office Equip Rental/Maint	61-5-820-6410	7,460	249.21	698.20	9,000	8%
Liability Insurance	61-5-820-6800	136,049	0.00	0.00	140,000	0%
Lab Expense	61-5-820-6812	51,713	20,377.78	20,377.78	50,000	41%
Sludge Disposal	61-5-820-6814	16,893	788.95	788.95	15,000	5%
Maintenance Supplies	61-5-820-7010	313	0.00	0.00	0	#DIV/0!
Office Supplies	61-5-820-7020	26,416	3,977.89	4,061.29	12,000	34%
Gas & Oil	61-5-820-7030	20,776	843.84	843.84	25,000	3%
Operating Supplies	61-5-820-7040	27,093	1,715.43	1,715.43	20,000	9%
Chemicals	61-5-820-7050	105,922	0.00	0.00	58,000	0%
Meters	61-5-820-7060	100,821	8,411.79	8,411.79	20,000	42%
Bad Debt Expense	61-5-820-7850	1,053	63.93	63.93	2,000	3%
Miscellaneous Expenses	61-5-820-7900	2,909	0.00	0.00	2,000	0%
Disaster Relief	61-5-820-7905	0	0.00	0.00	0	#DIV/0!
Equipment	61-5-820-8200	0	0.00	0.00	0	0%
Operating Transfer Out	61-5-820-9999	0	0.00	0.00	0	0%
Depreciation Set Aside		255,000	21,250.00	42,500.00	255,000	17%
Bond Pmt Set Aside		123,000	10,250.00	20,500.00	123,000	17%
		2,402,852	220,945.63	399,318.76	2,350,396	17%

Sewer Department

Collection System Expenses

Salaries - Regular - FT	61-5-830-5010	369,618	28,683.36	58,726.84	375,223	16%
Overtime	61-5-830-5040	42,033	2,930.40	5,350.80	30,000	18%
FICA Sewer	61-5-830-5079	31,491	2,416.28	4,897.61	31,000	16%
IMRF	61-5-830-5120	29,024	1,552.22	3,146.20	24,286	13%
Group Health Insurance	61-5-830-5130	134,440	13,911.10	27,822.20	140,629	20%
Uniform Allowance	61-5-830-5140	6,306	763.99	825.03	6,600	13%
Rep & Maint - Infrastructure	61-5-830-6000	15,914	1,275.00	1,275.00	35,000	4%
Rep & Maint - Equipment	61-5-830-6020	12,857	964.51	964.51	14,000	7%
Rep & Maint - Vehicles	61-5-830-6030	7,677	219.81	219.81	20,000	1%
Telephone	61-5-830-6200	2,758	229.60	248.60	0	#DIV/0!
Office Equip Rent/Maint	61-5-830-6410	16,518	0.00	0.00	30,000	0%
Gas & Oil	61-5-830-7030	11,227	1,206.53	1,206.53	12,000	10%
Operating Supplies	61-5-830-7040	55,327	6,184.82	6,184.82	23,000	27%

Sewer Department

	Account #	Actual FY 23	Month of June	Actual FY 24	Budget FY 24	17% of Budget
Misc. Expense	61-5-830-7900	3,083	0.00	0.00	1,500	0%
Equipment	61-5-830-8200	0	0.00	0.00	0	0%
Total Sewer Department Expenses		3,138,055	281,283.25	510,186.71	3,093,634	16%
NET SEWER DEPARTMENT		(90,135)	(66,392.71)	(26,485.80)	(443,980)	
Change in Accounts Receivable		(4,403)		(4,402.85)	0.00	
Ending Cash & Investments		555,396		524,507.13	(43,382)	

Bond Reserves (necessary per bond ordinances) - was 06-15

Beginning Cash & Investments	39,451		41,741.72	39,451	
Additional reserves	0	0.00	0.00	0	0%
Interest Income	2,291	383.47	383.47	0	0%
Transfer Out: Bond Payment	0	0.00	0.00	0	0%
Ending Cash & Investments	41,742	383.47	42,125.19	39,451	

Connection Fees (plant expansion) / Deposits on Agreement (system extensions) Accounting - was 05-10

Beginning Cash & Investments	2,882,401		3,184,126.54	3,669,140		
Sources						
Interest Income		20,288	3,414.76	3,414.76	12,000	28%
Connection Fees	61-4-810-4510	151,508	7,948.00	9,935.00	50,000	20%
Deposits on Agreement	61-4-810-4520	3,345	5,094.00	5,149.00	2,000	257%
Connection Fees	61-4-820-4510	306,257	17,640.00	22,050.00	65,000	34%
Deposits on Agreement	61-4-820-4520	3,891	2,726.00	2,751.00	2,000	138%
Connection Fee Set-Aside		0	0.00	0.00	0	0%
TOTAL Sources		485,289	36,822.76	43,299.76	131,000	33%
Uses						
Construction in Progress - Water (1790)		9,320	0.00	0.00	0	0%
Construction in Progress - Sewer (1790)		78,737	0.00	0.00	0	0%
Equipment & Vehicles (1750)		95,506	0.00	0.00	0	0%
Recapture Refunds		0	0.00	0.00	0	0%
Land (1710)		0	0.00	0.00	0	0%
Loan to Depreciation Fund		0	0.00	0.00	0	0%
TOTAL Uses		183,563	0	0.00	0	0%
Ending Cash & Investments		3,184,127		3,227,426.30	3,800,140	

Line Item	Account #	Actual FY 23	Month of June	Actual FY 24	Budget FY 24	17% of Budget
Depreciation Funding - was 04-09 and 06-08						
Beginning Cash & Investments		1,418,567		1,974,570.37	(148,156)	
Sources						
Interest Income		16,394	2,760.18	2,760.18	10,200	27%
Loan Funds		0	0.00	0.00	0	0%
Grant		0	0.00	0.00	0	0%
Miscellaneous		0	0.00	0.00	0	0%
Depreciation set aside - Water (for Plant)		295,000	23,750.00	47,500.00	285,000	17%
Depreciation set aside - Water (for System)		0	0.00	0.00	0	0%
Depreciation set aside - Sewer (for System)		255,000	21,250.00	42,500.00	255,000	17%
Depreciation set aside - Sewer (for Repl)		0	0.00	0.00	0	0%
Loan From Connection Fees		0	0.00	0.00	0	0%
TOTAL Sources		566,394	47,760.18	92,760.18	550,200	17%
Uses						
Construction in Progress - Water (1790)		56,224	1,800.00	1,800.00	0	#DIV/0!
Construction in Progress - Sewer (1790)		0	0.00	0.00	1,400,000	0%
Equipment & Vehicles (1750 & 1760)		0	96,205.00	0.00	325,000	0%
Buildings		0	0.00	0.00	0	0%
Transfer Out - Connection Fees Loan Payn		0	0.00	0.00	0	0%
Transfer Out- City Hall Roof		0	0.00	0.00	0	0%
TOTAL Uses		56,224	98,005.00	1,800.00	1,725,000	0%
Ending Cash & Investments		1,928,737		2,065,530.55	(1,322,956)	

Bond Payments Accounting - was 06-10 and 06-13

Beginning Cash & Investments		58,419		121,865.14	58,943	
Sources						
Interest Income		2,322	464.95	464.95	300	155%
Bond Proceeds	61-4-110-4901	0	0.00	0.00	0	0%
Operating Transfers-In	61-4-110-9998	0	0.00	0.00	0	0%
Bond Pmt Set Aside		123,000	10,250.00	20,500.00	123,000	17%
TOTAL Sources		125,322	10,714.95	20,964.95	123,300	17%
Uses						
Debt Service - Principal	61-5-110-8910	54,624	0.00	54,287.18	110,279	49%
Interest Expense	61-5-110-8920	7,251	0.00	7,588.65	13,472	56%
Fiscal Charges	61-5-110-8930	0	0.00	0.00	0	0%
Bond Issuance Costs	61-5-110-9031	0	0.00	0.00	0	0%
TOTAL Uses		61,876	0.00	61,875.83	123,751	50%
Ending Cash & Investments		121,865		80,954.26	58,492	

City of Belvidere's CD INVESTMENTS AS OF :

06/30/23

Fund #	Where	Dated	Maturity	Rate	Amount	Term	Interest Due	Maturity Value	
01									
General									
Fund									
Acct#									
01-1150	Byron Bank	11/3/22	11/3/23	0.33%	23130	1,071,515.98	365	3,482.43	1,074,998.41
	Blackhawk	11/22/22	11/22/23	0.33%	70007372	1,004,408.47	365	3,264.33	1,007,672.80
	Byron Bank	11/18/22	11/18/23	0.33%	25320	1,119,302.87	365	3,637.73	1,122,940.60
	Byron Bank	5/19/23	3/20/24	0.44%	25954	1,012,475.30	306	3,692.34	1,016,167.64
	Byron Bank	10/2/22	10/2/23	0.30%	25634	1,006,763.24	365	3,020.29	1,009,783.53
ARPA	Byron Bank	9/26/22	8/26/23	0.30%	26344	1,710,788.18	334	4,696.47	1,715,484.65
General Fund Total						<u>6,925,254.04</u>		14,076.83	
MFT									
Fund	Byron	3/30/23	2/28/24	0.30%	25930	503,380.05	335	1,386.02	504,766.07
Acct #									
10-1150									
61									
Water	Byron	5/9/23	3/10/24	0.44%	25952	920,119.15	306	3,355.54	923,474.69
Sewer	Byron	12/30/22	11/30/23	0.43%	23707	396,889.61	335	1,548.14	398,437.75
Acct#	Stillman Bank	8/29/22	8/29/24	0.32%	6300240	1,056,528.41	731	6,665.25	1,063,193.66
61-1150									
Water/Sewer Total						<u>2,373,537.17</u>		11,568.92	
Total						<u>9,802,171.26</u>		25,645.76	

Midland States Bank	0.00
Blackhawk	1,004,408.47
First National Bank	0.00
Stillman Bank	1,056,528.41
Byron Bank	<u>7,741,234.38</u>
	<u>9,802,171.26</u>

Blackhawk Money Markets (2.62%)	10,664,773.49
Midland States Bank Sweep Accts (4.2%)	3,603,072.76
IMET (Illinois Metropolitan Investment Fund)	2,411,312.18
Illinois Funds	9,277,149.16

City of Belvidere
Committee of the Whole
Building, Planning, Zoning and Public Works
Minutes

Date: July 10, 2023

Convened in the Belvidere Council Chambers, 401 Whitney Blvd., Belvidere Illinois at 6:00p.m.

Call to Order – Mayor Clinton Morris.

Roll Call:

Present: J. Albertini, R. Brereton, M. Fleury, W. Frank,
M. Freeman, S. Gramkowski, M. McGee, N. Mulhall,
and D. Snow.

Absent: T. Porter.

Other staff members in attendance:

Director of Buildings Kip Countryman, Community Development Planner Gina DelRose, Public Works Director Brent Anderson, Budget and Finance Officer Shannon Hansen, Fire Chief Shawn Schadle, City Attorney Mike Drella and City Clerk Sarah Turnipseed.

Public Comment: None.

Public Forum: None.

Reports of Officers, Boards and Special Committees:

Budget and Finance Officer Shannon Hansen reminded council to complete Fraud Assessment Survey.

1. Building, Planning & Zoning, Unfinished Business: None.

2. Building, Planning & Zoning, New Business:

(A) Building Department - Update.

Director of Buildings Kip Countryman presented an update.

(B) Planning & Zoning Department - Update.

Community Development Planner Gina DelRose presented an update.

(C) Appointment of Carl Gnewuch to serve as chairman of the Belvidere Planning and Zoning Commission.

Motion by Ald. Snow, 2nd by Ald. Fleury to consent to and approve the appointment of Carl Gnewuch to the serve as Chairperson of the Belvidere Planning and Zoning Commission for a one-year term ending May 2024. Aye voice vote carried. Motion carried.

(D) Downtown Façade Improvement Grant Program.

Motion by Ald. Snow, 2nd Ald. Fleury to approve the allocated amount of \$26,462.00 for the Downtown Façade Improvement Grant as proposed in memo dated June 28, 2023, from Community Development Planner Gina DelRose. Discussion took place concerning allocation of grant. Aye voice vote carried. Motion carried.

3. Public Works, Unfinished Business: None.

4. Public Works, New Business:

(A) Public Works – Update.

Public Works Director Brent Anderson presented an update. Discussion took place concerning update.

(B) 2023 MFT Thermoplastic Pavement Striping Bid Tabulation.

Motion by Ald. Albertini, 2nd by Ald. Snow to approve the low bid from Countryman, Inc. in the amount \$43,954.00, for the 2023 MFT Thermoplastic Pavement Striping Project, subject to IDOT approval. This work will be paid for from MFT Funds. Aye voice vote carried. Motion carried.

(C) 2023 MFT Street Overlays Bid Tabulation.

Motion by Ald. Fleury, 2nd by Ald. Albertini to approve the low bid from Rock Road Companies, in the amount of \$949,860.00, for the 2023 MFT Street Overlay Program, subject to IDOT approval. This work will be paid for from MFT Funds. Discussion took place concerning bid tabulation. Aye voice vote carried. Motion carried.

(D) Highline Lift Station – Pump Rail Replacement.

Motion by Ald. McGee, 2nd by Ald. Albertini to approve the proposal from Ceroni Piping for new guide rails at the Highline lift station, in the amount of \$4,344.00. This work will be paid for from the Sewer Department Line Item #61-5-820-6005. Aye voice vote carried. Motion carried.

(E) WWTP Wet Well Vent Line Installation.

Motion by Ald. Mulhall, 2nd by Ald. Albertini to approve the proposal from Helm Service to install four vent lines in the Main Equipment Building wet well at the WWTP, in the amount of \$4,793.00. This work will be paid for from the Sewer Department Line Item #61-5-820-6010. Discussion place concerning proposals. Aye voice vote carried. Motion carried.

(F) WWTP Final Clarifier Repair /Rehabilitation.

Motion by Ald. Snow, 2nd by Ald. Mulhall to approve the engineering serves work order from Baxter & Woodman, in an amount not-to-exceed \$12,000.00 to complete the final clarifier condition report at the WWTP. This work will be paid for from Line Item #61-5-820-6190. Discussion took place concerning repair. Aye voice vote carried. Motion carried.

(G) Lead Service Line Inventory Grant – Engineering Proposal.

Motion by Ald. McGee, 2nd Ald. Albertini to approve of the proposal from Strand Associates, in the amount not-to-exceed \$21,700.00, for the lead service line inventory. This work will be paid for from grant funds. Discussion took place concerning lead pipes. Aye voice vote carried. Motion carried.

5. Other:

(A) Resolution of Support for a Community Block Grant.

Motion by Ald. Snow, 2nd by Ald. Mulhall to forward to City Council a Resolution for Support for a Community Development Block Grant. Discussion took place concerning grant. Aye voice vote carried. Motion carried.

(B) Block Party Request - 1404 Whitney Blvd.

Motion by Ald. Fleury, 2nd by Ald. Snow to approve the Block Party Request to close E. 7th Street from Whitney Blvd. to S. Main Street on July 22, 2023, from 2:00p.m. to 10:00p.m. Aye voice vote carried. Motion carried.

(C) Appointment of Don Bank to the Community Building Complex Committee.

Motion by Ald. Frank, 2nd by Ald. Albertini to consent to the appointment of Don Banks to the Community Building Complex Committee. Discussion took place concerning Community Building Complex Committee. Aye voice vote carried. Motion carried.

6. Adjournment:

Motion by Ald. Albertini, 2nd by Ald. Frank to adjourn at 6:56p.m. Aye voice vote carried. Motion carried.

_____ Mayor

Attest: _____ City Clerk



City of Belvidere • Illinois

City Hall: 401 Whitney Blvd.
Belvidere, Illinois 61008-3710
(815) 544-2612 • Fax (815) 544-3060
cityclerk@ci.belvidere.il.us

BLOCK PARTY REQUEST FORM Street Closure Required

Name:

Tiffany & Jason Rakauskas

Applicant's Address:

(for barricades drop-off and pickup)

710 Willow St.

Phone Number:

Email:

Date of Block Party/Street Closure:

August 1,

Time of Block Party:

Estimated number of

Individuals participating:

5pm - 9pm

50

Description of Planned Activities:

Street to be blocked:

From (Street):

To (Street):

police visits, firetrucks, mobile library
Willow St (just in front of our house)

I confirm that all residents of the affected area have been notified of the closure and there are no objections:

Yes

The undersigned hereby acknowledges, understands and agrees to the following: If this request is authorized by the Belvidere City Council it is the responsibility of participants to place from and return street barricades to the terrace.

Furthermore, section 10-40 of the Belvidere Code of Ordinances prohibits use of alcoholic liquor on any public street or sidewalk. This ordinance states "it shall be unlawful to any person to consume alcoholic liquor or to have any alcoholic liquor in his possession...on any public street, sidewalk, etc." This ordinance applies to block parties.


Tiffany Rakauskas 7/12/23
Signature of Resident Date



710 Willow St

Building

-  Directions
-  Save
-  Nearby
-  Send to phone
-  Share

 710 Willow St, Belvidere, IL 61008

Photos



CITY OF BELVIDERE, ILLINOIS
COUNCIL RESOLUTION OF SUPPORT
Resolution No.2023-17

WHEREAS, the City of Belvidere is applying to the State of Illinois for a Community Development Block Grant; and

WHEREAS, it is necessary that an application be made and agreements entered into with the State of Illinois.

NOW, THEREFORE, BE IT RESOLVED as follows:

1. That the City of Belvidere apply for a grant under the terms and conditions of the State of Illinois and shall enter into and agree to the understandings and assurances contained in said application.
2. That the Mayor and City Clerk, on behalf of the City, execute such documents and all other documents necessary for the carrying out of said application.
3. That the Mayor and City Clerk are authorized to provide such additional information as may be required to accomplish the obtaining of such grant.

Passed this 17th day of July, 2023.

ATTEST:

City Clerk

Mayor