

State of Illinois) SS
Belvidere, Illinois)

BELVIDERE CITY COUNCIL
REGULAR MEETING
AGENDA

July 19, 2021

Convened in the Council Chambers, 401 Whitney Blvd, Belvidere IL at 7:00 p.m.
Mayor Morris presiding.

(1) Roll Call:

(2) Pledge of Allegiance:
Invocation:

(3) Public Comment: (Please register with the City Clerk):

(4) Approval of Minutes:

(A) Approval of minutes of the regular meeting of the Belvidere City Council of
July 6, 2021; as presented.

(5) Public Hearing: None.

(6) Special Messages and Proclamations:

- (A) Pam Lopez-Fettes – Growth Dimensions.
- (B) Mindy Long – IDA Public Library.

(7) Approval of Expenditures: General & Special Fund Expenditures: \$1,188,592.68
Water & Sewer Fund Expenditures: \$362,958.90

(8) Committee Reports and Minutes of City Officers:

- (A) Monthly Report of Belvidere Police Department Overtime Pay for June 2021.
- (B) Monthly Report of Belvidere Fire Department Overtime Pay for June 2021.
- (C) Monthly Report of Community Development Department/Planning
Department for June 2021.
- (D) Monthly Report of Building Department Revenues, Residential Building
Permits, Commercial Permits and Case Reports for June 2021.
- (E) Monthly General Fund Report – April, May and June 2021.
- (F) Minutes of Committee of the Whole – Building, Planning and Zoning and
Public Works of July 12, 2021.

(9) Unfinished Business:

- (A) Ord. #544H – 2nd Reading: An Ordinance Amending Section 10-79 Liquor Liability Insurance.

(10) New Business:

- (A) Res. #2021-12 – A Resolution for Improvement Under the Illinois Highway Code.
- (B) Res. #2021-13 – A Resolution Authorizing the Execution of an Intergovernmental Agreement with the Village of Cherry Valley and the City of Belvidere for the Overlay of the Intersection of Newburg Road and Shaw Road.

Motions forwarded from Committee of the Whole – Building, Planning and Zoning and Public Works of July 12, 2021.

Motions of Public Works – Chairman Marsha Freeman:

- (A) Motion to approve the proposal from Packard Excavating, in the amount of \$304,750.00, for the demolition of the wood frame portion of the Leath Building. This work will be paid for from Capital Line Item #41-5-110-7900.

Motions of Planning and Zoning – Chairman Tom Porter:

- (B) Motion to consent to and approve the appointment of Mr. David Larson to the Belvidere Historic Preservation Commission for a three-year term, ending in May 2024.
- (C) Motion to consent to and approve the appointment of Ms. Claudia Colla to the Belvidere Historic Preservation Commission for a three-year term, ending in May 2024.
- (D) Motion to approve the allocated amount of \$19,290.00 for the Downtown Façade Improvement Grant as proposed in memo dated June 29, 2021, from Community Development Planner Gina DelRose funding the 12 projects identified in that memo.

Motions of Public Safety – Clayton Stevens:

- (E) Motion to accept the donation of \$1,500.00, check #601888216, from Gordon and Linda Neese for expenses with the renovation of the Patrol Less Lethal Room.
- (F) Motion to accept the cash donation of \$20.00 from Harry Smith on behalf of the United States Deputy Sheriff's Association.

11. Adjournment:

State of Illinois) SS
Belvidere, Illinois)

BELVIDERE CITY COUNCIL
REGULAR MEETING
MINUTES

Date: July 6, 2021

Convened in the Belvidere Council Chambers, 401 Whitney Blvd, Belvidere Illinois
at 7:00 p.m.

Call to order by Mayor Clinton Morris.

(1) Roll Call: Present: R. Brereton, M. Fleury, W. Frank, M. Freeman, M. McGee,
N. Mulhall, T. Porter, S. Prather, D. Snow, and C. Stevens.

Absent: None.

Other staff members in attendance:

Public Works Director Brent Anderson, Police Chief Shane Woody, Fire Chief Al Hyser,
Budget and Finance Officer Shannon Hansen, City Attorney Mike Drella and City Clerk
Sarah Turnipseed.

(2) Pledge of Allegiance:

Invocation: Mayor Clinton Morris.

(3) Public Comment: None.

(4) Approval of Minutes:

(A) Approval of minutes of the regular meeting of the Belvidere City Council of
June 21, 2021; as presented.

Motion by Ald. Mulhall, 2nd by Ald. Prather to approve the minutes of the regular
meeting of the Belvidere City Council of June 21, 2021. Aye voice vote carried. Motion
carried.

(5) Public Hearing: None.

(6) Special Messages and Proclamations: None.

(7) Approval of Expenditures: None.

(8) Committee Reports and Minutes of City Officers:

(A) Minutes of Committee of the Whole – Public Safety, Finance & Personnel of
June 28, 2021; as presented.

Belvidere City Council
July 6, 2021

Motion by Ald. Snow, 2nd by Ald. Porter to approve the minutes of Committee of the Whole – Public Safety and Finance and Personnel of June 28, 2021. Aye voice vote carried. Motion carried.

(9) Unfinished Business:

- (A) Ord. #540H – 2nd Reading: An Ordinance Granting a Zoning District Change from SR-6, Single Family Residential-6 District to NB, Neighborhood Business District (817 North State Street).

Motion by Ald. Snow, 2nd by Ald. McGee, to pass Ordinance #540H. Discussion took place. Roll Call Vote: 10/0 in favor. Ayes: Brereton, Fleury, Frank, Freeman, McGee, Mulhall, Porter, Prather, Snow and Stevens. Nays: None.
Motion carried.

- (B) Ord. #541H – 2nd Reading: An Ordinance Granting a Special Use to Allow a Planned Development within the NB, Neighborhood Business District (817 North State Street).

Motion by Ald. McGee, 2nd by Ald. Snow, to pass Ordinance #541H. Roll Call Vote: 10/0 in favor. Ayes: Fleury, Frank, Freeman, McGee, Mulhall, Porter, Prather, Snow, Stevens and Brereton. Nays: None.
Motion carried.

- (C) Ord. #543H – 2nd Reading: An Ordinance Amending Section 110-198(b), Parking Prohibited at All Times, of the City of Belvidere Municipal Code Willowbrook Drive.

Motion by Ald. Snow, 2nd by Ald. Stevens, to pass Ordinance #543H. Discussion took place. Roll Call Vote: 10/0 in favor. Ayes: Frank, Freeman, McGee, Mulhall, Porter, Prather, Snow, Stevens, Brereton and Fleury. Nays: None. Motion carried.

(10) New Business:

- (A) Ord. #544H – 1st Reading: An Ordinance Amending Section 10-79 Liquor Liability Insurance of the City of Belvidere Municipal Code.

Let the record show that Ordinance #544H was placed on file for first reading.

Belvidere City Council
July 6, 2021

(B) Res. #2021-10 – A Resolution for Maintenance Under the Illinois Highway Code.

Motion by Ald. Snow, 2nd by Ald. Fleury to adopt Res. #2021-10. Roll Call Vote: 10/0 in favor. Ayes: Freeman, McGee, Mulhall, Porter, Prather, Snow, Stevens, Brereton, Fleury and Frank. Nays: None. Motion carried.

(C) Res. #2021-11—A Resolution Authorizing the Execution of an Amendment to An Intergovernmental Agreement with Boone County for the Provision of a Community Law Enforcement Officer Pursuant to the COSSAP Grant.

Motion by Ald. Fleury, 2nd by Ald. Snow to adopt Res. #2021-11. Discussion took place. Roll Call Vote: 4/6 in favor. Ayes: Mulhall, Prather, Snow and Fleury. Nays: McGee, Porter, Stevens, Brereton, Frank and Freeman. Motion lost.

Motions forwarded from Committee of the Whole – Public Safety, Finance & Personnel of June 28, 2021.

(A) Motion to accept two donations, one from Bonnie Jeanne Baker, in the amount of \$6,500.00, and one from an anonymous donor, in the amount of 7,000.00 to be used for the purchase of a new canine. On request of Ald. Brereton, donations were divided for separate action on each one.

Motion to accept a donation from Bonnie Jeanne Baker, in the amount of \$6,500.00, to be used for the purchase of a new canine. Discussion took place. Roll Call Vote: 10/0 in favor. Ayes: Mulhall, Porter, Prather, Snow, Stevens, Brereton, Fleury, Frank, Freeman and McGee. Nays: None. Motion carried.

Motion to accept a donation from an anonymous donor, in the amount of \$7,000.00, to be used for the purchase of a new canine. Discussion took place. Motion by Ald. Porter, 2nd by Ald. Prather to amend the motion to be subject to the mayor being informed of the identity of the anonymous donor. Further discussion took place. Motion to amend withdrawn. Discussion continued. Roll Call Vote on original motion: 8/2 in favor. Ayes: Porter, Prather, Snow, Stevens, Fleury, Frank, McGee and Mulhall. Nays: Brereton and Freeman. Motion carried.

(B) Motion to authorize the purchase of a 14-month-old Dutch Shepherd Canine from F.M. K9 (Faus-McHenry K9) in Berrien Center, MI, as per the attached Contract and Purchase Agreement to memo dated June 28, 2021 from Police Chief Shane Woody with payment provided by two donations in the amounts of \$6,500.00 and \$7,000.00. Roll Call Vote: 8/2 in favor. Ayes: Prather, Snow, Stevens, Fleury, Frank, McGee, Mulhall and Porter. Nays: Brereton and Freeman. Motion carried.

Belvidere City Council
July 6, 2021

(11) Adjournment:

Motion by Ald. Fleury 2nd by Ald. Prather to adjourn meeting at 7:38p.m. Aye voice vote carried. Motion carried.

Mayor

Attest:

City Clerk

Bills Payable Summary
DATE OF PAYABLES

July 19, 2021

General Fund	\$1,139,469.55
Envision Healthcare (JE)	\$10,311.55
ADP Payroll Fees (JE)	\$1,488.31
Special Funds:	
Farmington Ponds SSA#2	\$2,993.53
Farmington Ponds SSA#3	\$803.66
Capital	\$33,526.08
MFT	\$0.00
TIF	\$0.00
Total General & Special Funds:	\$1,188,592.68
Water & Sewer:	\$362,958.90
Total of all Funds	\$1,551,551.58

Overtime Paid in June 2021

01-2-10
06/01/2021

End Date	Home Department Description	Payroll Name	Pay Date	Overtime Hours Total	Overtime Earnings Total	ACT Police OT Earnings	ACT Police OT Hours	Overtime Rate Paid
06/30/2021	POLICE	Bell, Michael H	06/11/2021	15.00	\$1,010.05 \$0.00	0.00		\$67.34
	POLICE	Berillo, Ethan C	06/11/2021	8.00	\$409.89 \$0.00	0.00		\$51.24
	POLICE	Berillo, Ethan C	06/25/2021	10.50	\$537.98 \$0.00	0.00		\$51.24
	POLICE	Bird, David M	06/11/2021	31.00	\$2,087.45 \$0.00	0.00		\$67.34
	POLICE	Bird, David M	06/25/2021	6.00	\$404.02 \$0.00	0.00		\$67.34
	POLICE	Blankenship, Timothy	06/11/2021	3.00	\$180.37 \$0.00	0.00		\$60.12
	POLICE	Blankenship, Timothy	06/25/2021	7.00	\$420.86 \$0.00	0.00		\$60.12
	POLICE	Dammorn, David J	06/11/2021	12.00	\$808.04 \$0.00	0.00		\$67.34
	POLICE	Dammorn, David J	06/25/2021	24.00	\$1,616.09 \$0.00	0.00		\$67.34
	POLICE	Danielak, Joseph W	06/11/2021	4.50	\$221.04 \$0.00	0.00		\$49.12
	POLICE	Davenport, Ryan R	06/25/2021	15.00	\$797.83 \$0.00	0.00		\$53.19
	POLICE	DeJavan, Thomas S	06/11/2021	9.50	\$571.16 \$0.00	0.00		\$60.12
	POLICE	Derry, Paul D	06/25/2021	10.00	\$601.22 \$0.00	0.00		\$60.12
	POLICE	Derry, Paul D	06/11/2021	6.00	\$360.73 \$0.00	0.00		\$60.12
	POLICE	Garcia, Christopher R	06/11/2021	37.50	\$1,841.98 \$0.00	0.00		\$49.12
	POLICE	Garcia, Christopher R	06/25/2021	33.25	\$1,633.22 \$0.00	0.00		\$49.12
	POLICE	Jones, Anthony M.	06/11/2021	9.50	\$419.97 \$0.00	0.00		\$44.21
	POLICE	Jones, Anthony M.	06/25/2021	35.50	\$1,569.37 \$0.00	0.00		\$44.21
	POLICE	Kaplan, Jonathan M	06/11/2021	5.50	\$330.67 \$0.00	0.00		\$60.12
	POLICE	Kasperovitch, Edward A	06/11/2021	4.50	\$198.93 \$0.00	0.00		\$44.21
	POLICE	Korn, Matthew D	06/11/2021	37.75	\$1,854.26 \$0.00	0.00		\$49.12
	POLICE	Korn, Matthew D	06/25/2021	20.25	\$994.67 \$0.00	0.00		\$49.12
	POLICE	Kozlowski, Robert E	06/11/2021	4.50	\$270.55 \$0.00	0.00		\$60.12
	POLICE	Mears, Adam M	06/11/2021	13.00	\$590.38 \$0.00	0.00		\$45.41
	POLICE	Mears, Adam M	06/25/2021	6.50	\$295.19 \$0.00	0.00		\$45.41
	POLICE	Moore, Todd M	06/11/2021	24.00	\$1,442.93 \$0.00	0.00		\$60.12
	POLICE	Moore, Todd M	06/25/2021	12.00	\$721.47 \$0.00	0.00		\$60.12
	POLICE	Reese, Zachary C	06/11/2021	15.00	\$736.79 \$0.00	0.00		\$49.12
	POLICE	Schurz, Julie	06/25/2021	7.50	\$450.92 \$0.00	0.00		\$60.12
	POLICE	Schwarz, Michelle	06/25/2021	7.00	\$420.86 \$0.00	0.00		\$60.12
	POLICE	Smaha, Daniel S	06/11/2021	2.00	\$134.67 \$0.00	0.00		\$67.34
	POLICE	Washburn, Christofel T	06/11/2021	10.50	\$707.04 \$0.00	0.00		\$67.34
	POLICE	Zapf, Richard M	06/11/2021	6.00	\$319.13 \$0.00	0.00		\$53.19
	POLICE	Zapf, Richard M	06/25/2021	3.00	\$159.57 \$0.00	0.00		\$53.19
	Grand Totals			456.25	\$25,119.30 \$0.00	0.00		

Police Overtime Report - June 2021
 Dates: 5/22/2021 - 6/18/2021

Home Department Description	Payroll Name	Date	Overtime Hours	ACT UP	Police OT Hours	Pay Rate
POLICE	Bail, Michael H	5/22/2021	6	0		\$0.00
POLICE	Bail, Michael H	6/2/2021	3	0		\$0.00
POLICE	Bail, Michael H	6/4/2021	6	0		\$0.00
Totals for Payroll Name Bail, Michael H						
Total			15	0		
POLICE	Berlilo, Ethan C	6/1/2021	4	0		\$0.00
POLICE	Berlilo, Ethan C	6/2/2021	1	0		\$0.00
POLICE	Berlilo, Ethan C	6/2/2021	3	0		\$0.00
POLICE	Berlilo, Ethan C	6/5/2021	2.5	0		\$0.00
POLICE	Berlilo, Ethan C	6/5/2021	2	0		\$0.00
POLICE	Berlilo, Ethan C	6/12/2021	6	0		\$0.00
Totals for Payroll Name Berlilo, Ethan C						
Total			18.5	0		
POLICE	Bird, David M	5/22/2021	6	0		\$0.00
POLICE	Bird, David M	5/29/2021	12	0		\$0.00
POLICE	Bird, David M	5/30/2021	12	0		\$0.00
POLICE	Bird, David M	5/31/2021	1	0		\$0.00
POLICE	Bird, David M	6/12/2021	6	0		\$0.00
Totals for Payroll Name Bird, David M						
Total			37	0		
POLICE	Blankenship, Timothy	6/1/2021	3	0		\$0.00
POLICE	Blankenship, Timothy	6/6/2021	7	0		\$0.00
Totals for Payroll Name Blankenship, Timothy						
Total			10	0		
POLICE	Dammun, David J	5/28/2021	4	0		\$0.00
POLICE	Dammun, David J	5/29/2021	4	0		\$0.00
POLICE	Dammun, David J	5/30/2021	4	0		\$0.00
POLICE	Dammun, David J	6/5/2021	12	0		\$0.00
POLICE	Dammun, David J	6/6/2021	12	0		\$0.00
Totals for Payroll Name Dammun, David J						
Total			36	0		
POLICE	Danielak, Joseph W	6/15/2021	2	0		\$0.00
POLICE	Danielak, Joseph W	6/18/2021	2.5	0		\$0.00
Totals for Payroll Name Danielak, Joseph W						
Total			4.5	0		

POLICE	Davenport, Ryan R	6/9/2021	0.5	0	\$0.00
POLICE	Davenport, Ryan R	6/9/2021	8	0	\$0.00
POLICE	Davenport, Ryan R	6/18/2021	6.5	0	\$0.00
Totals for Payroll Name Davenport, Ryan R					
Total			15	0	

POLICE	Delavan, Thomas S	6/6/2021	7	0	\$0.00
POLICE	Delavan, Thomas S	6/14/2021	2.5	0	\$0.00
Totals for Payroll Name Delavan, Thomas S					
Total			9.5	0	

POLICE	Derry, Paul D	5/22/2021	6	0	\$0.00
POLICE	Derry, Paul D	6/2/2021	1	0	\$0.00
POLICE	Derry, Paul D	6/2/2021	3	0	\$0.00
POLICE	Derry, Paul D	6/18/2021	6	0	\$0.00
Totals for Payroll Name Derry, Paul D					
Total			16	0	

POLICE	Garcia, Christopher R	5/22/2021	6	0	\$0.00
POLICE	Garcia, Christopher R	5/25/2021	6.5	0	\$0.00
POLICE	Garcia, Christopher R	5/27/2021	2	0	\$0.00
POLICE	Garcia, Christopher R	5/28/2021	4	0	\$0.00
POLICE	Garcia, Christopher R	5/30/2021	4	0	\$0.00
POLICE	Garcia, Christopher R	5/31/2021	12	0	\$0.00
POLICE	Garcia, Christopher R	6/2/2021	3	0	\$0.00
POLICE	Garcia, Christopher R	6/5/2021	13.5	0	\$0.00
POLICE	Garcia, Christopher R	6/6/2021	12	0	\$0.00
POLICE	Garcia, Christopher R	6/10/2021	6.5	0	\$0.00
POLICE	Garcia, Christopher R	6/12/2021	1.25	0	\$0.00
Totals for Payroll Name Garcia, Christopher R					
Total			70.75	0	

POLICE	Jones, Anthony M.	5/22/2021	3.5	0	\$0.00
POLICE	Jones, Anthony M.	6/1/2021	6	0	\$0.00
POLICE	Jones, Anthony M.	6/6/2021	12	0	\$0.00
POLICE	Jones, Anthony M.	6/10/2021	12	0	\$0.00
POLICE	Jones, Anthony M.	6/12/2021	3	0	\$0.00
POLICE	Jones, Anthony M.	6/17/2021	2.5	0	\$0.00
POLICE	Jones, Anthony M.	6/18/2021	0.5	0	\$0.00
POLICE	Jones, Anthony M.	6/18/2021	5.5	0	\$0.00
Totals for Payroll Name Jones, Anthony M.					
Total			45	0	

POLICE	Kaplan, Jonathan M	5/22/2021	3.5	0	\$0.00
POLICE	Kaplan, Jonathan M	6/1/2021	2	0	\$0.00

Totals for Payroll Name Kaplan, Jonathan M

Total 5.5 0

POLICE Kasperovich, Edward A 5/31/2021 4 0 \$0.00

POLICE Kasperovich, Edward A 6/1/2021 0.5 0 \$0.00

Totals for Payroll Name Kasperovich, Edward A 4.5 0

POLICE Korn, Matthew D 5/22/2021 8 0 \$0.00

POLICE Korn, Matthew D 5/28/2021 5.5 0 \$0.00

POLICE Korn, Matthew D 5/28/2021 4 0 \$0.00

POLICE Korn, Matthew D 5/29/2021 8 0 \$0.00

POLICE Korn, Matthew D 5/30/2021 5.5 0 \$0.00

POLICE Korn, Matthew D 5/30/2021 4 0 \$0.00

POLICE Korn, Matthew D 6/1/2021 2.75 0 \$0.00

POLICE Korn, Matthew D 6/6/2021 0.75 0 \$0.00

POLICE Korn, Matthew D 6/11/2021 5.5 0 \$0.00

POLICE Korn, Matthew D 6/13/2021 12 0 \$0.00

POLICE Korn, Matthew D 6/17/2021 2 0 \$0.00

Totals for Payroll Name Korn, Matthew D 58 0

POLICE Kozlowski, Robert E 5/25/2021 2 0 \$0.00

Totals for Payroll Name Kozlowski, Robert E 2.5 0 \$0.00

POLICE Kozlowski, Robert E 6/3/2021 2.5 0 \$0.00

Total 4.5 0

POLICE Mears, Adam M 5/22/2021 7 0 \$0.00

POLICE Mears, Adam M 6/1/2021 6 0 \$0.00

POLICE Mears, Adam M 6/10/2021 2 0 \$0.00

POLICE Mears, Adam M 6/14/2021 4.5 0 \$0.00

Totals for Payroll Name Mears, Adam M 19.5 0

POLICE Moore, Todd M 5/29/2021 12 0 \$0.00

POLICE Moore, Todd M 6/3/2021 12 0 \$0.00

POLICE Moore, Todd M 6/12/2021 12 0 \$0.00

Totals for Payroll Name Moore, Todd M 36 0

POLICE Reese, Zachary C 6/2/2021 15 0 \$0.00

Totals for Payroll Name Reese, Zachary C 15 0 \$0.00

Total				15	0	
POLICE	Schutz, Julie	6/10/2021	0.5	0	\$0.00	
POLICE	Schutz, Julie	6/12/2021	7	0	\$0.00	
Totals for Payroll Name Schutz, Julie						
Total			7.5	0		
POLICE	Schwartz, Michelle	6/12/2021	7	0	\$0.00	
Totals for Payroll Name Schwartz, Michelle						
Total			7	0		
POLICE	Smaha, Daniel S	6/1/2021	2	0	\$0.00	
Totals for Payroll Name Smaha, Daniel S						
Total			2	0		
POLICE	Washburn, Christopher T	5/22/2021	6	0	\$0.00	
Totals for Payroll Name Washburn, Christopher T						
Total			10.5	0		
POLICE	Zapf, Richard M	5/22/2021	6	0	\$0.00	
POLICE	Zapf, Richard M	6/18/2021	3	0	\$0.00	
Totals for Payroll Name Zapf, Richard M						
Total			9	0		
Grand Totals						
Total			456.25	0		

Overtime Paid in June 2021

Start Date	End Date	Home Department Description	Payroll Name	Pay Date	Overtime Hours Total	Overtime Earnings Total	Overtime Rate Paid
06/01/2021	06/30/2021						
FIRE	FIRE		Beck, Mark E	06/11/2021	7.00	\$292.23	\$41.75
FIRE	FIRE		Beck, Mark E	06/25/2021	47.50	\$1,982.97	\$41.75
FIRE	FIRE		Bullard, Zachary J	06/25/2021	4.00	\$115.11	\$28.78
FIRE	FIRE		Burdick, David	06/25/2021	6.75	\$338.15	\$50.10
FIRE	FIRE		Cunningham, Chad	06/11/2021	12.00	\$576.11	\$48.01
FIRE	FIRE		Cunningham, Chad	06/25/2021	3.50	\$168.03	\$48.01
FIRE	FIRE		Drall, Daniel C	06/11/2021	6.50	\$312.06	\$48.01
FIRE	FIRE		Drall, Daniel C	06/25/2021	32.50	\$1,560.29	\$48.01
FIRE	FIRE		Ellwanger, Adam A	06/25/2021	3.50	\$129.67	\$37.05
FIRE	FIRE		Erber, Joseph D	06/11/2021	8.25	\$264.24	\$32.03
FIRE	FIRE		Erber, Joseph D	06/25/2021	12.50	\$400.36	\$32.03
FIRE	FIRE		Fox, Kevin W	06/25/2021	4.50	\$166.72	\$37.05
FIRE	FIRE		Gunsteen, Robert J	06/11/2021	24.00	\$690.65	\$28.78
FIRE	FIRE		Gunsteen, Robert J	06/25/2021	4.00	\$115.11	\$28.78
FIRE	FIRE		Hendrickson, Jacob C	06/25/2021	7.75	\$234.84	\$30.30
FIRE	FIRE		Herman, Ronald D	06/25/2021	3.50	\$129.04	\$36.87
FIRE	FIRE		Kriebs, James J	06/25/2021	27.00	\$1,121.64	\$41.54
FIRE	FIRE		Letourneau, Christopher R	06/11/2021	2.00	\$99.70	\$49.85
FIRE	FIRE		Letourneau, Christopher R	06/25/2021	13.00	\$648.06	\$49.85
FIRE	FIRE		Loudenbeck, Matthew F	06/11/2021	24.00	\$997.01	\$41.54
FIRE	FIRE		Loudenbeck, Matthew F	06/25/2021	5.50	\$228.48	\$41.54
FIRE	FIRE		Mead, Stephen C	06/11/2021	4.50	\$156.10	\$34.69
FIRE	FIRE		Mead, Stephen C	06/25/2021	33.50	\$1,162.08	\$34.69
FIRE	FIRE		Pavlatos, Gregory R	06/11/2021	11.00	\$405.54	\$36.87
FIRE	FIRE		Pavlatos, Gregory R	06/25/2021	9.00	\$331.81	\$36.87
FIRE	FIRE		Pihl, Aaron R	06/25/2021	36.00	\$1,327.23	\$36.87
FIRE	FIRE		Schadle, Shawn W	06/25/2021	18.25	\$914.26	\$50.10
FIRE	FIRE		Swanson, Jason	06/11/2021	3.00	\$144.03	\$48.01
FIRE	FIRE		Swanson, Jason	06/25/2021	16.25	\$780.15	\$48.01
FIRE	FIRE		Tangye, Travis N	06/25/2021	7.75	\$287.14	\$37.05
FIRE	FIRE		Thornton, Nicolas J	06/25/2021	13.50	\$563.58	\$41.75
FIRE	FIRE		Trujillo, Adrian	06/11/2021	21.00	\$665.94	\$31.71
FIRE	FIRE		Trujillo, Adrian	06/25/2021	43.50	\$1,379.46	\$31.71
FIRE	FIRE		Vandenbroek, Troy Abraham	06/11/2021	17.50	\$503.60	\$28.78
FIRE	FIRE		Vandenbroek, Troy Abraham	06/25/2021	14.50	\$417.27	\$28.78
FIRE	FIRE		Vaughan, Jeffrey C	06/25/2021	4.50	\$187.86	\$41.75
FIRE	FIRE		Williams, Glenn F	06/25/2021	13.50	\$497.71	\$36.87
FIRE	FIRE		Winnie, Todd J	06/25/2021	21.25	\$737.14	\$34.69
Grand Totals							
Total					547.75	\$21,031.37	

Fire Overtime Report - June 2021

Dates: 5/22/2021 - 6/18/2021

Home Department Description	Payroll Name	Date	Overtime Hours
FIRE	Beck, Mark E	5/25/2021	3
FIRE	Beck, Mark E	5/26/2021	4
FIRE	Beck, Mark E	6/6/2021	24
FIRE	Beck, Mark E	6/7/2021	3.5
FIRE	Beck, Mark E	6/9/2021	0.5
FIRE	Beck, Mark E	6/9/2021	4
FIRE	Beck, Mark E	6/12/2021	15.5
Totals for Payroll Name Beck, Mark E			
Total			54.5
FIRE	Bullard, Zachary J	6/8/2021	3.75
FIRE	Bullard, Zachary J	6/18/2021	0.25
Totals for Payroll Name Bullard, Zachary J			
Total			4
FIRE	Burdick, David	6/8/2021	3.75
FIRE	Burdick, David	6/9/2021	3
Totals for Payroll Name Burdick, David			
Total			6.75
FIRE	Cunningham, Chad	5/26/2021	12
FIRE	Cunningham, Chad	6/7/2021	3.5
Totals for Payroll Name Cunningham, Chad			
Total			15.5
FIRE	Drall, Daniel C	5/23/2021	2
FIRE	Drall, Daniel C	5/26/2021	4.5
FIRE	Drall, Daniel C	6/7/2021	4
FIRE	Drall, Daniel C	6/9/2021	4.5

FIRE	Drall, Daniel C	6/12/2021	24
Totals for Payroll Name Drall, Daniel C			
Total			39

FIRE	Elwanger, Adam A	6/7/2021	3.5
Totals for Payroll Name Elwanger, Adam A			
Total			3.5

FIRE	Erber, Joseph D	5/22/2021	5.25
FIRE	Erber, Joseph D	6/2/2021	3
FIRE	Erber, Joseph D	6/8/2021	4.5
FIRE	Erber, Joseph D	6/12/2021	5
FIRE	Erber, Joseph D	6/18/2021	3
Totals for Payroll Name Erber, Joseph D			
Total			20.75

FIRE	Fox, Kevin W	6/8/2021	4.5
Totals for Payroll Name Fox, Kevin W			
Total			4.5

FIRE	Gunsteen, Robert J	5/22/2021	24
FIRE	Gunsteen, Robert J	6/9/2021	4
Totals for Payroll Name Gunsteen, Robert J			
Total			28

FIRE	Hendrickson, Jacob C	6/8/2021	3.75
------	----------------------	----------	------

FIRE	Hendrickson, Jacob C	6/14/2021	4
Totals for Payroll Name Hendrickson, Jacob C			
Total			7.75

FIRE	Herrman, Ronald D	6/7/2021	3.5
Totals for Payroll Name Herrman, Ronald D			
Total			3.5

FIRE	Kriebs, James J	6/5/2021	24
FIRE	Kriebs, James J	6/7/2021	3
Totals for Payroll Name Kriebs, James J			
Total			27

FIRE	Letourneau, Christopher R	5/26/2021	2
FIRE	Letourneau, Christopher R	6/7/2021	4
FIRE	Letourneau, Christopher R	6/9/2021	2
FIRE	Letourneau, Christopher R	6/9/2021	4.5
FIRE	Letourneau, Christopher R	6/18/2021	2.5
Totals for Payroll Name Letourneau, Christopher R			
Total			15

FIRE	Loudenbeck, Matthew F	5/29/2021	24
FIRE	Loudenbeck, Matthew F	6/7/2021	3.5
FIRE	Loudenbeck, Matthew F	6/18/2021	2
Totals for Payroll Name Loudenbeck, Matthew F			
Total			29.5

FIRE	Mead, Stephen C	5/26/2021	4.5
FIRE	Mead, Stephen C	6/6/2021	9
FIRE	Mead, Stephen C	6/9/2021	4.5
FIRE	Mead, Stephen C	6/12/2021	9
FIRE	Mead, Stephen C	6/13/2021	9
FIRE	Mead, Stephen C	6/16/2021	2
Totals for Payroll Name Mead, Stephen C			
Total			38

FIRE	Pavlatos, Gregory R	5/22/2021	3
FIRE	Pavlatos, Gregory R	6/2/2021	3
FIRE	Pavlatos, Gregory R	6/3/2021	5
FIRE	Pavlatos, Gregory R	6/9/2021	4
FIRE	Pavlatos, Gregory R	6/12/2021	5

Totals for Payroll Name Pavlatos, Gregory R

Total 20

FIRE	Pihl, Aaron R	6/9/2021	4
FIRE	Pihl, Aaron R	6/12/2021	24
FIRE	Pihl, Aaron R	6/15/2021	8

Totals for Payroll Name Pihl, Aaron R

Total 36

FIRE	Schadle, Shawn W	6/7/2021	2
FIRE	Schadle, Shawn W	6/7/2021	4
FIRE	Schadle, Shawn W	6/8/2021	5.25
FIRE	Schadle, Shawn W	6/10/2021	5
FIRE	Schadle, Shawn W	6/17/2021	2

Totals for Payroll Name Schadle, Shawn W

Total 18.25

FIRE	Swanson, Jason	6/2/2021	3
FIRE	Swanson, Jason	6/8/2021	3.75
FIRE	Swanson, Jason	6/8/2021	2
FIRE	Swanson, Jason	6/9/2021	4
FIRE	Swanson, Jason	6/9/2021	0.5

FIRE	Swanson, Jason	6/14/2021	4
------	----------------	-----------	---

FIRE Swanson, Jason 6/18/2021 2
 Totals for Payroll Name Swanson, Jason
 Total 19.25

FIRE Tangye, Travis N 6/8/2021 4.5

FIRE Tangye, Travis N 6/14/2021 3.25
 Totals for Payroll Name Tangye, Travis N
 Total 7.75

FIRE Thornton, Nicolas J 6/7/2021 3.5
 FIRE Thornton, Nicolas J 6/8/2021 5

FIRE Thornton, Nicolas J 6/17/2021 5
 Totals for Payroll Name Thornton, Nicolas J
 Total 13.5

FIRE Trujillo, Adrian 5/24/2021 7

FIRE Trujillo, Adrian 5/26/2021 7

FIRE Trujillo, Adrian 6/2/2021 7

FIRE Trujillo, Adrian 6/6/2021 6

FIRE Trujillo, Adrian 6/8/2021 7

FIRE Trujillo, Adrian 6/8/2021 2.5

FIRE Trujillo, Adrian 6/8/2021 3.75

FIRE Trujillo, Adrian 6/10/2021 7.25

FIRE Trujillo, Adrian 6/13/2021 6

FIRE Trujillo, Adrian 6/14/2021 7

FIRE Trujillo, Adrian 6/15/2021 4

Totals for Payroll Name Trujillo, Adrian
 Total 64.5

FIRE	Vandenbroek, Troy Abraham	5/26/2021	4.5
FIRE	Vandenbroek, Troy Abraham	6/3/2021	13
FIRE	Vandenbroek, Troy Abraham	6/9/2021	4.5
FIRE	Vandenbroek, Troy Abraham	6/16/2021	2
FIRE	Vandenbroek, Troy Abraham	6/18/2021	8
Totals for Payroll Name Vandenbroek, Troy Abraham			
Total			32

FIRE	Vaughan, Jeffery C	6/9/2021	4.5
Totals for Payroll Name Vaughan, Jeffery C			
Total			4.5

FIRE	Williams, Glenn F	6/7/2021	3.5
FIRE	Williams, Glenn F	6/9/2021	10
Totals for Payroll Name Williams, Glenn F			
Total			13.5

FIRE	Winnie, Todd J	6/5/2021	11
FIRE	Winnie, Todd J	6/8/2021	4.5
FIRE	Winnie, Todd J	6/9/2021	5.75
Totals for Payroll Name Winnie, Todd J			
Total			21.25

Grand Totals			
Total			547.75

BELVIDERE

Community Development Department

Planning Department

401 Whitney Boulevard, Suite 300, Belvidere, Illinois, 61008 (815) 547-7177 FAX (815) 547-0789

June 2021 Monthly Report

Number	Project	Description	Processed
Belvidere Projects			
2	Cases: June	817 N. State Street, RZ 817 N. State Street, SU	4/26/2021 4/26/2021
0	Cases: July	None	
2	Cases: August	2061 N. State Street, SU 1855 N. State Street, SU	6/21/2021 6/23/2021
0	Annexation		
0	Temporary Uses	None	
1	Site Plans (New/Revised)	455 Southtowne Drive	6/24/2021
0	Final Inspection	None	
0	Downtown Overlay Review	None	
3	Prepared Zoning Verification Letters	214 North State Street 520 Pearl Street 1701 5th Avenue	6/8/2021 6/10/2021 6/30/2021
0	Issued Address Letters		
	Belvidere Historic Preservation Commission	The Commission reviewed the six applications received for the property maintenance grant and awarded funding to four of them. The Commission reviewed the fourteen applications received for the downtown façade grant and forwarded their recommendation to City Council. The Commission reviewed and approved a Certificate of Appropriateness for 628 Buchanan Street.	
	Heritage Days	Staff assisted with constructing the City Hall Float, pre-tie-dying t-shirts, advertising for Heritage Days, managing the Facebook page, communicating with all vendors and community partners involved and was present all weekend assisting with Heritage Days event.	
	Hometown Christmas	None	

Planning Monthly Report Cont.

Buchanan Street Strolls
 There was a Strolls on June 6th. Staff continues to reach out to vendors and respond to questions from the public and potential sponsors.

Poplar Grove Projects

2	Cases: June	Village of Poplar Grove, TA Concorde Crossing, VA	3/19/2021 6/1/2021
1	Cases: July	100 E. Grove Street, SU	6/22/2021
1	Site Plans (new/revised)	4431 IL Route 173	6/28/2021
0	Issued Address Letters	None	
0	Prepared Zoning Verification Letters	None	

Scanned Plats: E-mail, Print and/or Burn

0	Recorder's Office
0	Other Department
10	General Public

Census None

Planning Department Current Duties

- Close out completed planning case files
- Respond to all FOIA requests
- Work with 911, Fire Department and Post Office to verify all addresses in the City
- Assist Growth Dimensions with requested data
- Meetings and phone calls with developers regarding potential development
- Phone calls/walk-ins for questions regarding zoning, floodplain, development, etc.
- Prepare minutes, agendas and packets for various committees, commissions and boards
- Prepare deposits and purchase orders for bill payments
- *** Staff processed 14 downtown façade grant applications
- *** Staff continues to reach out to the public to fill the vacancies on the Historic Preservation Commission and the Planning and Zoning Commission



City of Belvidere

Building Department Revenues

June 2021



Total Permits Issued	152	
Total Value of Construction		\$1,746,201.00
Building Fees	152	\$23,874.71
Electric Permit Fees	17	\$1,089.28
Plumbing Permit Fees	0	\$0.00
HVAC Permit Fees	2	\$297.25
Insulation Permit Fees	2	\$75.00
Plan Review Fees	3	\$125.35
Zoning Review Fees	41	\$440.00
Fire Dept Review Fees	0	\$0.00
Sign Permit Fees	1	\$60.00
Fence Permit Fees	15	\$450.00
SW, DW, & GR Fees	23	\$1,515.00
Reinspection/Misc	0	\$0.00
Total Permit Income		\$27,926.59
Enterprize Zone Discount	1	\$198.75
Total Permit Fees		\$28,125.34
Break Down of Commercial vs. Residential Income		
Commercial / Industrial Income	16	\$9,997.59
Residential Income	136	\$17,929.00
Value		
Multi Family	0	\$0.00
Single Family Residence	1	\$150,000.00
Commercial / Industrial	16	\$754,110.00
Other Residential	135	\$842,091.00

June 2021 Building Permits Report

Permit#	Date	Street #	dir	Street Name	Zone	Value	Construction Type	Building Fee	Electric Fee	Plumb	HVAC Fee	NIS Fee	Review Fee	Zoning Fee	SP Revw	Sign Fee	fence Fee	SW&DW Fee	Amount Paid	EZ Discount	Total fee	Total Deposit
2021-0505	5/28/21	1622		Fox Field Dr	SR6	\$10,000.00	deck & fence	\$185.00						\$10.00			\$30.00		\$225.00		\$225.00	\$225.00
2021-0520	5/28/21	514		Highland St	SR6	\$5,700.00	rear-off roof	\$125.00											\$125.00		\$125.00	\$125.00
2021-0516	5/28/21	4240		Heathstone Ln	SR4	\$7,200.00	rear-off roof	\$155.00											\$155.00		\$155.00	\$155.00
2021-0458	5/28/21	204		Wyron Ave	SR6	\$3,600.00	sliding	\$95.00											\$95.00		\$95.00	\$95.00
2021-0522	5/28/21	3045		Hiddengreen Dr	SR4	\$7,900.00	rear-off roof	\$155.00											\$155.00		\$155.00	\$155.00
2021-0523	5/28/21	1500	W	9th St	SR6	\$12,150.00	solar panels	\$25.00											\$75.00		\$75.00	\$75.00
2021-0246	5/28/21	5565		River Run Pkwy	SR4	\$42,000.00	remodel bath	\$665.00											\$665.00		\$665.00	\$665.00
2021-0521	6/1/21	611		McKinley Ave	SR6	\$6,000.00	rear-off roof	\$125.00											\$125.00		\$125.00	\$125.00
2021-0527	6/1/21	503		Rebecca Rd	SR6	\$9,600.00	rear-off roof	\$185.00											\$185.00		\$185.00	\$185.00
2021-0530	6/1/21	620		Fremont St	SR6	\$6,840.00	solar panels	\$25.00											\$75.00		\$75.00	\$75.00
2021-0528	6/1/21	1503		Pearl St	SR6	\$31,587.00	solar panels	\$25.00											\$75.00		\$75.00	\$75.00
2021-0533	6/2/21	1243	W	6th St	SR6	\$5,000.00	rear-off roof	\$125.00											\$125.00		\$125.00	\$125.00
2021-0537	6/2/21	1224		Whitney Blvd	SR6	\$1,100.00	patio & drive	\$25.00											\$95.00		\$95.00	\$95.00
2021-0526	6/2/21	932		Maple Ave	SR6	\$13,000.00	fence	\$25.00											\$95.00		\$95.00	\$95.00
2021-0478	6/2/21	1215		Cloverdale way	SR6	\$3,000.00	doors	\$95.00											\$95.00		\$95.00	\$95.00
2021-0508	6/2/21	1680		Danefield Dr	SR6	\$7,875.00	windows	\$155.00											\$155.00		\$155.00	\$155.00
2021-0511	6/2/21	5565		River Run Pkwy	SR4	\$8,110.00	doors	\$155.00											\$95.00		\$95.00	\$95.00
2021-0512	6/2/21	2237		Sunset Ln	MRBL	\$3,735.00	doors	\$95.00											\$95.00		\$95.00	\$95.00
2021-0509	6/2/21	212		Bear Dusk way	SR4	\$960.00	windows	\$65.00											\$65.00		\$65.00	\$65.00
2021-0510	6/2/21	641		O'Connell Ct	SR4	\$5,555.00	doors	\$125.00											\$80.00		\$80.00	\$80.00
2021-0514	6/2/21	1168	W	Royal Ave	SR6	\$2,910.00	windows & door	\$80.00											\$170.00		\$170.00	\$170.00
2021-0503	6/2/21	1205		Jackson St	SR6	\$8,837.00	windows & doors	\$170.00											\$508.00		\$508.00	\$508.00
2021-0534	6/2/21	514	E	Hurlbut Ave	GB	\$36,284.00	roof repl	\$508.00											\$65.00		\$65.00	\$65.00
2021-0535	6/2/21	411		Widgeewood Ln	SR4	\$16,416.00	fence repair	\$25.00											\$30.00		\$30.00	\$30.00
2021-0248	6/2/21	748		Northridge Ct	RH	\$150,000.00	solar panels	\$25.00											\$75.00		\$75.00	\$75.00
2021-0540	6/2/21	804		Jonestown Ave	SR4	\$15,000.00	basement remodel	\$280.00											\$985.00		\$985.00	\$985.00
2021-0552	6/2/21	715		Sullivan Dr	SR6	\$3,000.00	pool	\$80.00											\$30.00		\$30.00	\$30.00
2021-0429	6/2/21	1215	W	9th St	SR6	\$4,800.00	shed, pad, fence	\$122.00											\$162.00		\$162.00	\$162.00
2021-0536	6/2/21	632	W	9th St	SR6	\$1,100.00	pool	\$65.00											\$75.00		\$75.00	\$75.00
2021-0545	6/2/21	356		Andrews Dr	SR6	\$10,500.00	rear-off roof	\$200.00											\$200.00		\$200.00	\$200.00
2021-0556	6/2/21	1104	S	Stute St	SR6	\$3,000.00	shed	\$80.00											\$80.00		\$80.00	\$80.00
2021-0557	6/2/21	304	W	9th St	SR6	\$8,400.00	rear-off roof	\$170.00											\$170.00		\$170.00	\$170.00

June 2021 Building Permits Report

Permit#	Date	Street #	dir	Street Name	Zone	Value	Construction Type	Building Fee	Electric Fee	Plumbing Fee	HVAC Fee	INS Fee	Review Fee	Zoning Fee	FD Revw	Sign Fee	Fence Fee	SW&DW Fee	Amount Paid	EZ Discount	Total fee	Total Deposit
2021-0561	6/8/21	5656		Waters Bend Dr	SR6	\$11,000.00	tear-off roof	\$315.00						\$10.00					\$315.00		\$315.00	\$215.00
2021-0564	6/8/21	405		Highland St	SR6	\$900.00	fence	\$25.00						\$10.00			\$30.00	\$60.00		\$65.00		\$65.00
2021-0549	6/8/21	1214	W	4th St	SR6	\$2,000.00	paver patio	\$25.00						\$10.00				\$60.00		\$95.00		\$95.00
2021-0531	6/8/21	1212		Union Ave	SR6	\$10,000.00	wooden deck	\$185.00						\$10.00					\$195.00		\$195.00	\$195.00
2021-0548	6/8/21	224		Landmark Dr	SR4	\$4,000.00	fence	\$25.00						\$10.00			\$30.00		\$65.00		\$65.00	\$65.00
2021-0537	6/8/21	2034		Bridgewater Dr	SR4	\$12,000.00	pool & deck	\$215.00						\$10.00					\$225.00		\$225.00	\$225.00
2021-0560	6/7/21	1516		8th Ave	SR6	\$5,400.00	tear-off roof	\$135.00											\$135.00		\$135.00	\$135.00
2021-0555	6/7/21	776		McKinley Ave	SR6	\$3,500.00	elect upgrade	\$25.00											\$25.00		\$25.00	\$25.00
2021-0547	6/7/21	526		Seasons Pkwy	MMBL	\$8,100.00	tear-off roof	\$155.00											\$155.00		\$155.00	\$155.00
2021-0575	6/9/21	1280		Hazelwood Dr	SR4	\$5,100.00	patio	\$25.00						\$10.00				\$60.00		\$95.00		\$95.00
2021-0577	6/9/21	828		Prospect St	SR6	\$4,000.00	drive	\$25.00						\$10.00				\$60.00		\$95.00		\$95.00
2021-0576	6/9/21	1823		Stonington Pl	SR4	\$6,000.00	fence	\$25.00						\$10.00			\$30.00		\$55.00		\$55.00	\$55.00
2021-0543	6/9/21	2236		Genna St	TR7	\$6,600.00	tear-off roof	\$140.00											\$140.00		\$140.00	\$140.00
2021-0572	6/8/21	2234		Genna St	TR7	\$6,600.00	tear-off roof	\$140.00											\$140.00		\$140.00	\$140.00
2021-0568	6/8/21	1316		16th Ave	SR6	\$5,000.00	pool, remove deck	\$110.00						\$10.00				\$60.00		\$95.00		\$95.00
2021-0562	6/8/21	923		Pearl St	SR6	\$11,700.00	drive, patio	\$25.00						\$10.00					\$60.00		\$95.00	\$95.00
2021-0554	6/8/21	2150	N	State St	SR6	\$9,250.00	water stor repl	\$25.00											\$25.00		\$25.00	\$25.00
2021-0550	6/8/21	603	S	State St	CB	\$2,000.00	breast trap	\$25.00											\$25.00		\$25.00	\$25.00
2021-0573	6/8/21	1760		Parkside Dr	SR4	\$9,000.00	tear-off roof	\$170.00						\$10.00			\$30.00	\$60.00		\$175.00		\$175.00
2021-0570	6/8/21	2131		Ridgefield Dr	SR4	\$5,000.00	fence & deck	\$25.00										\$60.00		\$85.00		\$85.00
2021-0566	6/8/21	309	N	State St	SR6	\$2,000.00	repair concrete steps	\$25.00										\$60.00		\$85.00		\$85.00
2021-0578	6/8/21	820	E	4th St	SR6	\$4,500.00	sliding	\$110.00										\$60.00		\$170.00		\$170.00
2021-0569	6/8/21	218	E	Lincoln Ave	SR6	\$7,200.00	tear-off roof	\$155.00											\$155.00		\$155.00	\$155.00
2021-0553	6/8/21	1703		12th Ave	SR6	\$6,500.00	tear-off roof	\$110.00											\$110.00		\$110.00	\$110.00
2021-0552	6/8/21	705		Caswell St	SR6	\$5,100.00	tear-off roof	\$110.00											\$110.00		\$110.00	\$110.00
2021-0551	6/8/21	805		Maple Ave	SR6	\$9,000.00	tear-off roof	\$170.00											\$170.00		\$170.00	\$170.00
2021-0559	6/8/21	816		W/Brow St	SR6	\$1,265.00	backwater ct valve	\$25.00											\$25.00		\$25.00	\$25.00
2021-0566	6/8/21	703		Pearl St	SR6	\$10,200.00	drive replace	\$25.00						\$10.00				\$60.00		\$95.00		\$95.00
2021-0524	6/8/21	1431		Pearl St	SR6	\$6,000.00	tear-off roof	\$125.00											\$125.00		\$125.00	\$125.00
2021-0579	6/10/21	634	W	6th St	SR6	\$8,400.00	tear-off roof	\$170.00											\$170.00		\$170.00	\$170.00
2021-0586	6/10/21	1015		Garfield Ave	SR6	\$16,628.00	solar panels	\$25.00											\$25.00		\$25.00	\$25.00
2021-0581	6/10/21	1111/2		Buchanan St	SR6	\$1,900.00	windows	\$80.00											\$80.00		\$80.00	\$80.00
2021-0582	6/10/21	1715		14th Ave	SR6	\$4,392.00	windows	\$110.00											\$110.00		\$110.00	\$110.00

June 2021 Building Permits Report

Permit#	Date	Street #	dir	Street Name	Zone	Value	Construction Type	Building Fee	Electric Fee	Pump	HVAC Fee	INS Fee	Review Fee	Zoning Fee	FD Reu	Sign Fee	fence Fee	SW&DW Fee	Amount Paid	EZ Discount	Total fee	Total Deposit
2021-0683	6/10/21	601	E	Hurlbut Ave	S86	\$1,670.00	windows	\$155.00											\$155.00		\$155.00	\$155.00
2021-0667	6/10/21	3093		Hurlington Dr	S84	\$4,300.00	tear-off roof	\$170.00											\$170.00		\$170.00	\$170.00
2021-0565	6/10/21	2804		Stonington Ct	S86	\$1,200.00	tear-off roof	\$140.00											\$140.00		\$140.00	\$140.00
2021-0587	6/10/21	408	W	Perry St	S86	\$2,000.00	roof repair	\$65.00											\$65.00		\$65.00	\$65.00
2021-0588	6/10/21	701		Callery Way	S86	\$7,800.00	tear-off roof	\$155.00											\$155.00		\$155.00	\$155.00
2021-0590	6/10/21	209	E	Jackson St	S86	\$7,500.00	sliding	\$155.00											\$155.00		\$155.00	\$155.00
2021-0461	6/10/21			Sieger Corp Pkwy	PI	\$0.00	sidewalks	\$1,647.00						\$25.00					\$1,672.00		\$1,672.00	\$1,672.00
2021-0592	6/11/21	1822		11th Ave	S86	\$7,500.00	tear-off roof	\$155.00											\$155.00		\$155.00	\$155.00
2021-0595	6/11/21	112	E	3rd St	S86	\$1,200.00	window	\$65.00											\$65.00		\$65.00	\$65.00
2021-0599	6/11/21	634	W	6th St	S86	\$35,017.00	sliding & doors	\$560.00											\$560.00		\$560.00	\$560.00
2021-0594	6/11/21	375		Channing Ave	S84	\$4,386.00	doors	\$235.00											\$235.00		\$235.00	\$235.00
2021-0580	6/11/21	731		John St	S86	\$5,200.00	ceement slib	\$35.00						\$10.00					\$35.00		\$35.00	\$35.00
2021-0599	6/11/21	1805		12th Ave	S86	\$5,200.00	tear-off roof	\$135.00											\$135.00		\$135.00	\$135.00
2021-0595	6/11/21	1153	W	Jackson St	S86	\$1,200.00	backwater valve	\$25.00											\$25.00		\$25.00	\$25.00
2021-0597	6/11/21	416	N	Appleton Rd	S84	\$7,260.00	fence	\$75.00						\$10.00			\$30.00	\$65.00		\$65.00	\$65.00	
2021-0546	6/11/21	228	W	Boone St	S86	\$200.00	fence	\$25.00											\$25.00		\$25.00	\$25.00
2021-0593	6/14/21	925		Logan Ave	GB	\$1,000.00	replace asphalt portion	\$25.00											\$25.00		\$25.00	\$25.00
2021-0467	6/15/21	615		Royal Ave	S86	\$6,500.00	patio, walk, dw	\$35.00						\$10.00				\$40.00		\$40.00	\$40.00	
2021-0601	6/15/21	1217		Perkins Pkwy	S86	\$4,871.00	windows	\$110.00											\$110.00		\$110.00	\$110.00
2021-0602	6/15/21	1209	W	10th St	S86	\$12,875.00	solar panels	\$75.00											\$75.00		\$75.00	\$75.00
2021-0608	6/15/21	1100	W	Cheyser Dr	I	\$11,400.00	repave pig lot	\$25.00											\$25.00		\$25.00	\$25.00
2021-0596	6/15/21	1624		Wildrose Dr	S86	\$5,000.00	driv, walk & stoop	\$75.00						\$10.00				\$60.00		\$60.00	\$60.00	
2021-0611	6/16/21	1305		10th St	S86	\$7,200.00	tear-off roof	\$155.00											\$155.00		\$155.00	\$155.00
2021-0605	6/16/21	506		Indian Dancer Tr	S86	\$9,000.00	tear-off roof	\$170.00											\$170.00		\$170.00	\$170.00
2021-0606	6/16/21	1930		Clowrdale Way	S86	\$5,700.00	tear-off roof	\$125.00											\$125.00		\$125.00	\$125.00
2021-0607	6/16/21	407		Andrews Dr	S86	\$4,800.00	sliding	\$110.00											\$110.00		\$110.00	\$110.00
2021-0614	6/16/21	1114		Allen St	S86	\$5,400.00	sliding	\$125.00											\$125.00		\$125.00	\$125.00
2021-0604	6/16/21	130		Gladys Ct	S86	\$4,200.00	tear-off roof	\$110.00											\$110.00		\$110.00	\$110.00
2021-0616	6/16/21	508		Bethany Dr	S84	\$800.00	widen doorway	\$65.00											\$65.00		\$65.00	\$65.00
2021-0612	6/18/21	305	W	5th St	S86	\$4,500.00	tear-off roof	\$110.00											\$110.00		\$110.00	\$110.00
2021-0617	6/18/21	1501		Dawngate Dr	S86	\$16,000.00	windows & doors	\$275.00											\$275.00		\$275.00	\$275.00
2021-0627	6/18/21	1410		Hills St	S86	\$4,500.00	tear-off roof	\$110.00											\$110.00		\$110.00	\$110.00
2021-0620	6/18/21	220		Bear Dusk Way	S84	\$19,702.00	sliding & roof	\$380.00											\$380.00		\$380.00	\$380.00

June 2021 Building Permits Report

Permit#	Date	Street #	dir	Street Name	Zone	Value	Construction type	Building Fee	Electric Fee	Pump& Hvac Fee	INS Fee	Review Fee	Zoning Fee	FD Reww	Sign Fee	Fence Fee	SW&DW Fee	Amount Paid	EZ Discount	Total fee	Total Deposit
2021-0625	6/18/21	1484		Heldstone Dr	S84	\$500.00	patio	\$25.00									\$50.00	\$95.00		\$95.00	\$95.00
2021-0628	6/18/21	1023		Lagan Ave	GB	\$3,500.00	patio & sw	\$25.00					\$10.00				\$60.00	\$95.00		\$125.00	\$135.00
2021-0631	6/18/21	1424		13th Ave	S86	\$4,000.00	siding	\$125.00										\$125.00		\$155.00	\$155.00
2021-0641	6/22/21	325		Reagon Dr	S86	\$7,500.00	tear-off roof	\$25.00					\$10.00			\$20.00		\$65.00		\$65.00	\$65.00
2021-0600	6/22/21	226		Andrews Dr	S86	\$1,500.00	fence	\$25.00										\$25.00		\$25.00	\$25.00
2021-0636	6/22/21	1211	W	Locust St	M88S	\$3,100.00	repl ug feeder	\$25.00										\$25.00		\$25.00	\$25.00
2021-0632	6/22/21	209	W	Perry St	S86	\$9,800.00	tear-off roof	\$185.00										\$185.00		\$185.00	\$185.00
2021-0639	6/23/21	910		List Ln	S86	\$9,300.00	tear-off roof	\$185.00										\$185.00		\$185.00	\$185.00
2021-0645	6/23/21	1012	E	2nd St	S86	\$4,200.00	tear-off roof	\$110.00										\$110.00		\$110.00	\$110.00
2021-0635	6/23/21	1505		9th Ave	S86	\$4,500.00	tear-off roof	\$110.00										\$75.00		\$75.00	\$75.00
2021-0634	6/23/21	1148		Winbeck Dr	S86	\$11,400.00	solar panels	\$25.00										\$25.00		\$25.00	\$25.00
2021-0624	6/23/21	651		Clarkson Dr	S84	\$10,800.00	tear-off roof	\$200.00										\$200.00		\$200.00	\$200.00
2021-0642	6/23/21	1656		Fox Field Dr	S86	\$6,500.00	drive	\$25.00										\$60.00		\$60.00	\$60.00
2021-0644	6/23/21	1712		Fox Field Dr	S86	\$6,500.00	drive sw	\$25.00										\$95.00		\$95.00	\$95.00
2021-0630	6/23/21	1905		Meyers St	S86	\$6,600.00	tear-off roof	\$140.00										\$140.00		\$140.00	\$140.00
2021-0623	6/23/21	1417	W	9th st	S86	\$6,500.00	tear-off roof	\$140.00										\$140.00		\$140.00	\$140.00
2021-0650	6/23/21	502		Seasons Pkwy	M88L	\$7,200.00	tear-off roof	\$140.00										\$95.00		\$95.00	\$95.00
2021-0618	6/24/21	518		Elmwood Dr	S86	\$5,000.00	drive w appr	\$25.00										\$80.00		\$80.00	\$80.00
2021-0615	6/24/21	444		Gall Ct	S86	\$4,000.00	doors	\$80.00										\$185.00		\$185.00	\$185.00
2021-0619	6/24/21	1427		Garfield Ave	S86	\$9,600.00	tear-off roof	\$185.00										\$198.75		\$198.75	\$198.75
2021-0603	6/24/21	1140	W	Locust St	GI	\$61,200.00	install gas dryers	\$132.50				\$66.25						\$198.75		\$4,673.71	\$4,673.71
2021-0652	6/24/21	400	W	Chrysler Dr	GB	\$452,871.00	flat roof	\$4,673.71										\$110.00		\$110.00	\$110.00
2021-0654	6/24/21	811		Galaxy Way	S86	\$4,500.00	siding	\$110.00										\$95.00		\$95.00	\$95.00
2021-0655	6/24/21	615	E	Madison St	S86	\$4,591.00	dw, sw, appr	\$25.00										\$25.00		\$25.00	\$25.00
2021-0656	6/24/21	619	E	Madison St	S86	\$4,591.00	dw,sw,appr	\$25.00										\$30.00		\$30.00	\$30.00
2021-0657	6/25/21	305		Hancock St	S86	\$600.00	fence	\$25.00										\$65.00		\$65.00	\$65.00
2021-0653	6/25/21	1512		Dwight Dr	S86	\$2,605.00	fence	\$25.00										\$75.00		\$75.00	\$75.00
2021-0660	6/25/21	214	E	Madison St	S86	\$6,575.00	solar panels	\$58.00										\$58.00		\$58.00	\$58.00
2021-0637	6/25/21	1400		Dawngate Dr	S86	\$8,355.00	windows	\$120.00										\$120.00		\$120.00	\$120.00
2021-0626	6/25/21	5565		River Run Pkwy	S83	\$3,440.00	windows	\$80.00										\$110.00		\$110.00	\$110.00
2021-0648	6/25/21	208	E	Jackson St	S86	\$4,800.00	tear-off roof	\$110.00										\$65.00		\$65.00	\$65.00
2021-0613	6/25/21	641		O'Connell Ct	S86	\$1,885.00	windows	\$65.00										\$65.00		\$65.00	\$65.00
2021-0638	6/25/21	411		Wedgewood Ln	S85	\$1,475.00	windows	\$65.00										\$65.00		\$65.00	\$65.00

June 2021 Building Permits Report

Permit#	Date	Street #	dir	Street Name	Zone	Dist.	Value	Construction Type	Building Fee	Electric Fee	Plumbg fee	HVAC Fee	NIS Fee	Review Fee	Zoning Fee	FD Reww	Sign Fee	fence Fee	SW&DW Fee	Amount Paid	EZ Discount	Total fee	Total Deposit
2021-0639	6/25/21	2034		Bridgewater Dr	SR4		\$17,866.00	windows	\$290.00											\$290.00		\$290.00	\$290.00
2021-0640	6/25/21	617	E	Pleasant St	SR6		\$5,068.00	windows	\$110.00											\$110.00		\$110.00	\$110.00
2021-0610	6/25/21	1108		East Ave	SR6		\$5,039.00	windows	\$110.00											\$110.00		\$110.00	\$110.00
2021-0609	6/25/21	1204	E	Madison St	SR6		\$11,314.00	window	\$215.00											\$215.00		\$215.00	\$215.00
2021-0662	6/25/21	409		Rebels Ave	SR6		\$12,000.00	tear-off roof	\$215.00											\$215.00		\$215.00	\$215.00
2021-0663	6/28/21	111	W	4th St	SR6		\$800.00	elect upgrade	\$25.00	\$50.00										\$75.00		\$75.00	\$75.00
2021-0665	6/29/21	1443		Fremont St	SR6		\$600.00	fence	\$25.00						\$10.00			\$30.00		\$65.00		\$65.00	\$65.00
2021-0664	6/29/21	715		Sullivan Dr	SR6		\$5,000.00	patio	\$25.00						\$10.00			\$60.00		\$95.00		\$95.00	\$95.00
2021-0671	6/29/21	300	E	7th St	SR6		\$15,260.00	solar panels	\$25.00	\$50.00										\$75.00		\$75.00	\$75.00
2021-0669	6/29/21	121		Blester Dr	SR6		\$5,100.00	fence	\$25.00						\$10.00			\$30.00		\$65.00		\$65.00	\$65.00
2021-0672	6/29/21	819	W	Lincoln Ave	SR6		\$30,874.00	adding windows	\$250.00											\$250.00		\$250.00	\$250.00
2021-0474	5/20/21		E	6th St	SR6		\$6.00	city sw	\$25.00						\$10.00					\$60.00		\$60.00	\$60.00
2021-0673	6/30/21	120	W	Boone St	SR6		\$3,668.00	windows	\$90.00											\$90.00		\$90.00	\$90.00
2021-0675	6/30/21	1331		Fairground Rd	MHBL		\$12,000.00	tear-off roof	\$271.00											\$271.00		\$271.00	\$271.00
2021-0678	6/30/21	1335		8th Ave	SR6		\$12,900.00	windows	\$330.00											\$330.00		\$330.00	\$330.00
2021-0688	6/30/21	888		Belvidere Rd	PA		\$400.00	temp sign	\$25.00											\$25.00		\$25.00	\$25.00
2021-0679	6/30/21	137	S	State St	CB		\$0.00	renew fire drng permit	\$75.00											\$75.00		\$75.00	\$75.00
2021-0677	6/30/21	811		Indian Dancer Tr	SR4		\$9,000.00	tear-off roof	\$170.00											\$170.00		\$170.00	\$170.00
2021-0676	6/30/21	2419		Westfield Ln	SR6		\$4,800.00	tear-off roof	\$110.00											\$110.00		\$110.00	\$110.00
2021-0670	6/30/21	908		Bancroft Pl	SR6		\$4,000.00	brick drive	\$35.00						\$10.00					\$60.00		\$60.00	\$60.00
							\$1,746,201.00		\$23,874.71	\$1,089.28	\$0.00	\$297.25	\$75.00	\$125.35	\$440.00	\$0.00	\$60.00	\$450.00	\$1,515.00	\$27,926.59	\$198.75	\$28,125.34	\$27,926.59

Single Family Home Report June 2021

Permit #	Date	Address	Dir	Street Name	ZONE	Value	Construction	BLDG	Electric	Plumbg	HVAC	INSUL	Review	Zoning	Fence	SW&DW	Total Fee	Total Deposit
2021-0248	6/4/2021	748		Northridge Ct	RH	\$150,000.00	SPH	\$1,000.50	\$254.28	\$0.00	\$205.25	\$55.00	\$39.10	\$10.00	\$0.00	\$85.00	\$1,649.13	\$1,649.13
1						\$150,000.00		\$1,000.50	\$254.28	\$0.00	\$205.25	\$55.00	\$39.10	\$10.00	\$0.00	\$85.00	\$1,649.13	\$1,649.13

Commercial Permits June 2021

Permit	Date	#	Dir	Street Name	Zone	Value	Construction	Building	Electric	Plumbing	HVAC	INSL	Review	Zoning	FD Rewv	Sign	Fence	SW&DW	Paid	Discount	Total Fee	Total Dep
2021-0550	6/9/21	603	\$	State St	CB	\$2,000.00	pressure trip	\$35.00											\$35.00		\$35.00	\$35.00
2021-0579	6/30/21	137	S	State St	CB	\$0.00	renew fire drug permit	\$75.00											\$75.00		\$75.00	\$75.00
2021-0593	6/9/21	1205		Logan Ave	GB	\$36,284.00	roof rftl	\$508.00											\$508.00		\$508.00	\$508.00
2021-0593	6/14/21	925		Logan Ave	GB	\$1,000.00	replace asphalt parking	\$25.00						\$10.00					\$25.00		\$25.00	\$25.00
2021-0528	6/19/21	1023		Logan Ave	GB	\$3,500.00	patio & sw	\$35.00											\$35.00		\$35.00	\$35.00
2021-0552	6/24/21	400	W	Chrysler Dr	GB	\$453,871.00	flat roof	\$4,673.71					\$66.75						\$4,673.71	\$198.75	\$4,872.46	\$4,872.46
2021-0503	6/24/21	1140	W	Locust St	GI	\$81,700.00	install gas drivers	\$182.50											\$182.50		\$182.50	\$182.50
2021-0508	6/15/21	1100	W	Chrysler Dr	I	\$11,400.00	replace p&h bit	\$25.00											\$25.00		\$25.00	\$25.00
2021-0512	6/7/21	2237		Sunset Ln	MBRL	\$9,795.00	doors	\$95.00											\$95.00		\$95.00	\$95.00
2021-0547	6/7/21	\$48		Seasons Pkwy	MBRL	\$8,100.00	tear-off/reroof	\$155.00											\$155.00		\$155.00	\$155.00
2021-0550	6/23/21	502		Seasons Pkwy	MBRL	\$7,200.00	tear-off/reroof	\$140.00											\$140.00		\$140.00	\$140.00
2021-0593	6/30/21	1331		Fairgrounds Rd	MBRL	\$12,600.00	tear-off/reroof	\$271.00											\$271.00		\$271.00	\$271.00
2021-0536	6/22/21	1211	W	Locust St	MBRS	\$3,100.00	repair deck	\$35.00											\$35.00		\$35.00	\$35.00
2021-0568	6/30/21	888		Belvidere Rd	PI	\$600.00	temp sign	\$35.00											\$35.00		\$35.00	\$35.00
2021-0461	6/10/21			Sageer Camp Hwy	PI	\$0.00	sidecurbs	\$1,647.00											\$1,647.00		\$1,647.00	\$1,647.00
2021-0248	6/1/21	748		Northridge Ct	RH	\$150,000.00	SRW	\$1,000.50	\$254.28			\$205.25	\$55.00	\$36.10	\$70.00	\$0.00	\$60.00	\$0.00	\$9,997.59	\$198.75	\$10,196.34	\$9,997.59
						\$754,110.00		\$8,847.71	\$304.28	\$0.00	\$205.25	\$55.00	\$105.35	\$70.00	\$0.00	\$60.00	\$0.00	\$350.00	\$9,997.59	\$198.75	\$10,196.34	\$9,997.59

Enterprise Zone Discount Report June 2021

Permit #	Date	NO	DIR	STREET	ZONE	Value	Construction	Building	Electric	Plumbing	HVAC	INSL	REVV	Zone	FD	Sign	Fence	SW&DW	Paid	EZ Discount	Total Fee	Total Dwp
2021-0603	6/29/21	1380	W	Locust St	GI	\$61,700.00	Install gas dryers	\$132.50	\$0.00	\$0.00	\$0.00	\$0.00	\$66.25	\$0.00	\$0.00	\$0.00	\$0.00	\$0.00	\$198.75	\$198.75	\$397.50	\$198.75
1						\$61,700.00		\$132.50	\$0.00	\$0.00	\$0.00	\$0.00	\$66.25	\$0.00	\$0.00	\$0.00	\$0.00	\$0.00	\$198.75	\$198.75	\$397.50	\$198.75

June 2021 Building Department Deposit Report

DATE	BUILDG	ELECT	PLUMBG	HVAC	INSL	REWW	ZONG	FD Reww	SIGN	FENCE	SW&DW	AMT PAID	EZ DISC	TOTAL FEE	REINSPEC T/MISC	CODE ENF	ELECTR CERT	TOTAL DEP
6/1/2021	\$1,405.00	\$50.00					\$10.00			\$30.00		\$1,495.00		\$1,495.00				\$1,495.00
6/2/2021	\$1,475.00	\$100.00					\$20.00			\$30.00	\$60.00	\$1,685.00		\$1,685.00				\$1,685.00
6/4/2021	\$2,085.50	\$479.28		\$297.25	\$75.00	\$59.10	\$50.00			\$60.00	\$85.00	\$3,191.13		\$3,191.13				\$3,191.13
6/8/2021	\$1,445.00	\$80.00					\$50.00			\$60.00	\$60.00	\$1,695.00		\$1,695.00			\$50.00	\$1,695.00
6/9/2021	\$285.00						\$40.00			\$30.00	\$240.00	\$595.00		\$595.00				\$645.00
6/9/2021	\$1,305.00	\$30.00					\$30.00			\$30.00	\$120.00	\$1,515.00		\$1,515.00				\$1,515.00
6/10/2021	\$2,137.00	\$50.00					\$25.00					\$2,212.00		\$2,212.00				\$2,212.00
6/10/2021	\$735.00											\$735.00		\$735.00				\$735.00
6/11/2021	\$560.00						\$10.00			\$30.00	\$60.00	\$600.00		\$600.00				\$600.00
6/11/2021	\$700.00						\$20.00			\$30.00	\$60.00	\$810.00		\$810.00				\$810.00
6/11/2021	\$700.00						\$10.00				\$120.00	\$180.00		\$180.00				\$180.00
6/15/2021	\$50.00						\$10.00				\$205.00	\$450.00		\$450.00				\$450.00
6/16/2021	\$185.00	\$50.00					\$10.00				\$860.00	\$860.00		\$860.00				\$860.00
6/17/2021	\$860.00						\$20.00				\$1,140.00	\$1,140.00		\$1,140.00				\$1,140.00
6/18/2021	\$1,000.00						\$10.00			\$30.00	\$480.00	\$480.00		\$480.00				\$580.00
6/22/2021	\$390.00	\$50.00					\$20.00				\$1,290.00	\$1,290.00		\$1,290.00				\$1,290.00
6/23/2021	\$1,100.00	\$50.00					\$10.00				\$558.75	\$558.75	\$198.75	\$757.50				\$558.75
6/24/2021	\$422.50					\$66.25	\$10.00				\$60.00	\$5,033.71		\$5,033.71				\$5,033.71
6/25/2021	\$4,883.71						\$30.00			\$60.00	\$60.00	\$1,505.00		\$1,505.00				\$1,505.00
6/28/2021	\$1,455.00	\$50.00					\$30.00			\$60.00	\$60.00	\$625.00		\$625.00				\$625.00
6/29/2021	\$375.00	\$100.00					\$35.00			\$60.00	\$60.00	\$1,151.00		\$1,151.00				\$1,151.00
6/30/2021	\$996.00						\$10.00				\$85.00	\$120.00		\$120.00				\$120.00
6/30/2021	\$23,874.71	\$1,089.28	\$0.00	\$297.25	\$75.00	\$125.35	\$440.00	\$0.00	\$60.00	\$450.00	\$1,515.00	\$27,926.59	\$198.75	\$28,125.34	\$0.00	\$100.00	\$50.00	\$28,076.59

Violation Report - June 2021

06/01/2021 - 06/30/2021

Case Date	Parcel Address	Assigned To	Description	Main Status
Group: Closed				
6/25/2021	322 E JACKSON ST	Cara Whetsel	camper parked in the grass	Closed
6/18/2021	922 VAN BUREN ST	Cara Whetsel	tall grass & branches	Closed
6/16/2021	622 WAYNE ST	Cara Whetsel	tall grass, inop, parking in grass	Closed
6/16/2021	618 RIVERBEND RD	Cara Whetsel	old rolls of carpet in front yard.	Closed
6/16/2021	606 N STATE ST	Cara Whetsel	landscaping business w/o home occupation permit. garbage & tall weeds.	Closed
6/16/2021	305 HANCOCK ST	Cara Whetsel	Fence w/o permit, unfinished side out, garbage in the front yard.	Closed
6/15/2021	710 N STATE ST	Cara Whetsel	tall grass	Closed
6/4/2021	204 S MAIN ST	Cara Whetsel	tall weeds & broken gutter. Snakes come out of downspout...	Closed
6/4/2021	625 E MADISON ST	Cara Whetsel	garbage in back yard behind garage	Closed
6/4/2021	1504 MARYLAND CT	Cara Whetsel	huge pile of garbage in the front yard	Closed
6/4/2021	1320 MARYLAND CT	Cara Whetsel	Tall grass	Closed
6/4/2021	628 UNION AVE	Cara Whetsel	Tall grass	Closed
6/4/2021	1710 13TH AVE	Cara Whetsel	tall grass in the ROW	Closed
6/4/2021	1210 W 12TH ST	Cara Whetsel	Tall grass	Closed

Group Total: 14

Group: In Progress

6/30/2021	122 S STATE ST	Cara Whetsel	Inop vehicle	In Progress
6/30/2021	230 W PERRY ST	Cara Whetsel	toilet in the front yard	In Progress
6/30/2021	324 W PERRY ST	Cara Whetsel	garbage in the front yard	In Progress
6/30/2021	329 W PERRY ST	Cara Whetsel	mattresses in front yard	In Progress
6/30/2021	1504 MAPLE AVE	Cara Whetsel	camper in grass	In Progress
6/30/2021	1810 9TH AVE	Cara Whetsel	tall grass & weeds	In Progress
6/30/2021	1817 7TH AVE	Cara Whetsel	couch in front yard	In Progress
6/25/2021	1203 VAN BUREN ST	Cara Whetsel	garbage all over property & tall weeds	In Progress
6/25/2021	209 W 2ND ST	Cara Whetsel	garbage at curb for days	In Progress
6/25/2021	704 WHITNEY BLVD	Cara Whetsel	Inoperable vehicle, broken fence, broken windows, tall weeds	In Progress
6/22/2021	511 E JACKSON ST	Cara Whetsel	tall grass	In Progress
6/22/2021	110 E LINCOLN AVE	Cara Whetsel	Tall weeds & underbrush	In Progress
6/22/2021	810 S STATE ST	Cara Whetsel	garbage, weeds & inop vehicle	In Progress
6/21/2021	1355 N STATE ST	Cara Whetsel	sign in disrepair	In Progress
6/21/2021	1211 S STATE ST	Cara Whetsel	old mattress, pillows, lots of trash just thrown around. Inoperable vehicles & vehicles parking on grass	In Progress
6/18/2021	1210 E MADISON ST	Cara Whetsel	TV in front yard	In Progress
6/16/2021	1011 WARREN AVE	Cara Whetsel	tall grass in back yard.	In Progress
6/16/2021	639 WHITNEY BLVD	Cara Whetsel	auto tinting/wrapping business in garage. no license plates on vehicles in the driveway.	In Progress
6/16/2021	621 HANCOCK ST	Cara Whetsel	tall grass, inop, & parking in grass	In Progress

6/15/2021	1018 S MAIN ST	Cara Whetsel	tall grass & weeds	In Progress
6/15/2021	406 OAK ST	Cara Whetsel	tall grass & weeds	In Progress
6/15/2021	515 BUCHANAN ST	Cara Whetsel	tall grass & weeds	In Progress
6/4/2021	513 W 10TH ST	Cara Whetsel	garbage & tall grass	In Progress
6/4/2021	512 W MADISON ST	Cara Whetsel	Tall grass	In Progress
6/4/2021	522 W PERRY ST	Cara Whetsel	Tall grass	In Progress
6/4/2021	141 BIESTER DR	Cara Whetsel	tall grass in back yard	In Progress
6/4/2021	1708 13TH AVE	Cara Whetsel	Tall grass	In Progress
6/2/2021	513 W 10TH ST	Cara Whetsel	Contacting for an elderly neighbor who didn't want to get in a fight with the owners. Old construction material has been stacked against garage between properties for years. And also possible infestation as mice have been seen running on roof of house and heavily around the house.	In Progress

Group Total: 28

Group: Ticketed

6/16/2021	2121 WYCLIFFE ST	Cara Whetsel	truck parked in the grass	Ticketed
6/16/2021	805 BETHANY DR	Cara Whetsel	trailer parking in grass	Ticketed
6/16/2021	613 MCKINLEY AVE	Cara Whetsel	tall weeds, inoperable vehicles, truck over class "B", parking in grass, & garbage in the truck.	Ticketed
6/16/2021	110 W BOONE ST	Cara Whetsel	inoperable vehicles parking over sidewalk & on approach.	Ticketed
6/15/2021	900 E MADISON ST	Cara Whetsel	tall grass, weeds & underbrush	Ticketed

Group Total: 5

--	--	--	--	--

Total Records: 47

ADVANCED SEARCH RESULTS

Select View ▾

Selected	Case Date ⌵	Property Address ⌵	Description ⌵	Re-Inspect Date ⌵	Assigned To ⌵	Status ⌵	Uploads ⌵	Edit/View
	07/02/2021	722 E JACKSON ST	parking vehicles and trailer on grass	07/10/2021	Cara Whetsel	In Progress		
	06/30/2021	122 S STATE ST	inop vehicle	07/09/2021	Cara Whetsel	In Progress		
	06/30/2021	230 W PERRY ST	toilet in the front yard	07/07/2021	Cara Whetsel	In Progress		
	06/30/2021	324 W PERRY ST	garbage in the front yard	07/08/2021	Cara Whetsel	In Progress		
	06/30/2021	329 W PERRY ST	mattresses in front yard	07/07/2021	Cara Whetsel	In Progress		
	06/30/2021	1504 MAPLE AVE	camper in grass	07/08/2021	Cara Whetsel	In Progress		
	06/30/2021	1810 9TH AVE	tall grass & weeds	07/11/2021	Cara Whetsel	In Progress		
	06/30/2021	1817 7TH AVE	couch in front yard	07/08/2021	Cara Whetsel	In Progress		
	06/25/2021	1203 VAN BUREN ST	garbage all over property & tall weeds	07/08/2021	Cara Whetsel	In Progress		
	06/25/2021	209 W 2ND ST	garbage at curb for days	07/03/2021	Cara Whetsel	In Progress		
	06/25/2021	704 WHITNEY BLVD	Inoperable vehicle, broken fence, broken windows, tall weeds	07/05/2021	Cara Whetsel	In Progress		
	06/22/2021	511 E JACKSON ST	tall grass	06/30/2021	Cara Whetsel	In Progress		
	06/22/2021	110 E LINCOLN AVE	Tall weeds & underbrush	06/30/2021	Cara Whetsel	In Progress		
	06/22/2021	810 S STATE ST	garbage, weeds & inop vehicle	06/30/2021	Cara Whetsel	In Progress		
	06/21/2021	1355 N STATE ST	sign in disrepair	06/29/2021	Cara Whetsel	In Progress		

Selected	Case Date	Property Address	Description	Re-Inspect Date	Assigned To	Status	Uploads	Edit/View
	06/21/2021	1211 S STATE ST	old mattress, pillows, lots of trash just thrown around. Inoperable vehicles & vehicles parking on grass	06/28/2021	Cara Whetsel	In Progress		
	06/18/2021	1210 E MADISON ST	TV in front yard	06/28/2021	Cara Whetsel	In Progress		
	06/16/2021	1011 WARREN AVE	tall grass in back yard.	06/23/2021	Cara Whetsel	In Progress		
	06/16/2021	2121 WYCLIFFE ST	truck parked in the grass	07/10/2021	Cara Whetsel	Ticketed		
	06/16/2021	805 BETHANY DR	trailer parking in grass	07/10/2021	Cara Whetsel	Ticketed		
	06/16/2021	639 WHITNEY BLVD	auto tinting/wrapping business in garage. no license plates on vehicles in the driveway.	06/23/2021	Cara Whetsel	In Progress		
	06/16/2021	621 HANCOCK ST	tall grass, inop, & parking in grass	07/09/2021	Cara Whetsel	In Progress		
	06/16/2021	613 MCKINLEY AVE	tall weeds, inoperable vehicles, truck over class "B", parking in grass, & garbage in the truck.	07/10/2021	Cara Whetsel	Ticketed		
	06/16/2021	110 W BOONE ST	inoperable vehicles parking over sidewalk & on approach.	07/07/2021	Cara Whetsel	Ticketed		
	06/15/2021	1018 S MAIN ST	tall grass & weeds	06/26/2021	Cara Whetsel	In Progress		
	06/15/2021	900 E MADISON ST	tall grass, weeds & underbrush	07/07/2021	Cara Whetsel	Ticketed		
	06/15/2021	406 OAK ST	tall grass & weeds	06/26/2021	Cara Whetsel	In Progress		
	06/15/2021	515 BUCHANAN ST	tall grass & weeds	06/26/2021	Cara Whetsel	In Progress		
	06/04/2021	513 W 10TH ST	garbage & tall grass	06/16/2021	Cara Whetsel	In Progress		



Selected	Case Date	Property Address	Description	Re-Inspect Date	Assigned To	Status	Uploads	Edit/View
	06/04/2021	512 W MADISON ST	Tall grass	06/11/2021	Cara Whetsel	In Progress		
	06/04/2021	522 W PERRY ST	Tall grass	07/03/2021	Cara Whetsel	In Progress		
	06/04/2021	141 BIESTER DR	tall grass in back yard	06/11/2021	Cara Whetsel	In Progress		
	06/04/2021	1708 13TH AVE	Tall grass	06/11/2021	Cara Whetsel	In Progress		
	06/02/2021	513 W 10TH ST	Contacting for an elderly neighbor who didn't want to get in a fight with the owners. Old construction material has been stacked against garage between properties for years. And also possible infestation as mice have been seen running on roof of house and heavily around the house.	06/09/2021	Cara Whetsel	In Progress		
	05/27/2021	209 W PERRY ST	tall grass & holes in the roof. Possibly racoons living in attic.	06/29/2021	Cara Whetsel	In Progress		
	05/27/2021	332 W MARSHALL ST	Front porch in disrepair, broken windows, sagging roof, broken handrail, pile of brush & garbage in the front yard. Also inoperable vehicle and cars parking on grass.	06/28/2021	Cara Whetsel	In Progress		
	05/27/2021	407 ALLEN ST	tall grass	06/03/2021	Cara Whetsel	In Progress		
	05/26/2021	1012 E MADISON ST	inop, parking & tall grass	06/02/2021	Cara Whetsel	In Progress		
	05/26/2021	1004 E MADISON ST	inoperable vehicle parked in the ROW	06/03/2021	Cara Whetsel	In Progress		

Selected	Case Date	Property Address	Description	Re-Inspect Date	Assigned To	Status	Uploads	Edit/View
	05/26/2021	924 WAYNE ST	inop vehicle parked on the grass	06/03/2021	Cara Whetsel	In Progress		
	05/26/2021	916 WHITNEY BLVD	tall grass, fence in disrepair & old tires.	06/07/2021	Cara Whetsel	In Progress		
	05/26/2021	613 W LOCUST ST	parking on grass & tall weeds	06/03/2021	Cara Whetsel	In Progress		
	05/24/2021	OAKBROOK WOODS subdivision	tall grass & weeds along side walk & in common areas	06/01/2021	Cara Whetsel	In Progress		
	05/20/2021	316 W MENOMONIE ST	Tall grass	05/27/2021	Cara Whetsel	In Progress		
	05/20/2021	1728 11TH AVE	Tall grass	05/27/2021	Cara Whetsel	In Progress		
	05/20/2021	1512 CONLIN CT	Tall grass	05/27/2021	Cara Whetsel	In Progress		
	05/20/2021	1105 WARREN AVE	Tall grass	05/27/2021	Cara Whetsel	In Progress		
	05/20/2021	1721 11TH AVE	Tall grass	05/27/2021	Cara Whetsel	In Progress		
	05/20/2021	1804 11TH AVE	Tall grass	05/27/2021	Cara Whetsel	In Progress		
	05/20/2021	313 CASWELL ST	Tall grass	05/27/2021	Cara Whetsel	In Progress		
	05/20/2021	517 HIGHLAND ST	Tall grass	05/27/2021	Cara Whetsel	In Progress		
	05/19/2021	2415 WESTFIELD LN	Tall grass & weeds	05/26/2021	Cara Whetsel	In Progress		
	05/18/2021	922 WHITNEY BLVD	Tall grass	05/25/2021	Cara Whetsel	In Progress		
	05/12/2021	1721 7TH AVE	tall grass & weeds & rubbish (large pile of branches behind garage)	05/31/2021	Cara Whetsel	In Progress		

Selected	Case Date ⌵	Property Address ⌵	Description ⌵	Re-Inspect Date ⌵	Assigned To ⌵	Status ⌵	Uploads ⌵	Edit/View
	05/12/2021	1740 PEARL ST	vehicles parking on grass	05/20/2021	Cara Whetsel	In Progress		
	05/12/2021	238 W HARRISON ST	garbage, cans, & tall weeds	07/09/2021	Cara Whetsel	Ticketed		
	05/12/2021	708 E MENOMONIE ST	roof on garage in disrepair	06/12/2021	Cara Whetsel	In Progress		
	05/11/2021	211 E 2ND ST	commercial truck over class 'D'. garbage and junk all over, inoperable vehicles, scrap yard.	07/01/2021	Cara Whetsel	Ticketed		
	05/11/2021	141 S APPLETON RD	tall grass & inoperable vehicle parked in the grass.	05/21/2021	Cara Whetsel	Ticketed		
	04/29/2021	516 W 6TH ST	scrap metal in front yard.	07/07/2021	Cara Whetsel	Ticketed		
	04/28/2021	143 KISHWAUKEE ST	outdoor storage of equipment, storage pods, commercial vehicles & "A" frame sign w/o permit	07/12/2021	Cara Whetsel	Ticketed		
	03/30/2021	105 W HARRISON ST	Signs still up at closed business	06/23/2021	Cara Whetsel	In Progress		
	03/29/2021	122 S STATE ST	pot holes and cracks all over parking lot & driveways.	04/30/2021	Cara Whetsel	In Progress		
	03/29/2021	1105 N STATE ST	large pot holes all over parking lot, especially near De Juan's.	04/30/2021	Cara Whetsel	In Progress		
	03/26/2021	820 WHITNEY BLVD	garbage all over exterior property, inoperable vehicles & vehicles parking on grass	05/16/2021	Cara Whetsel	In Progress		
	03/18/2021	1115 S STATE ST	Roof on front of house in disrepair, broken siding, window & door frames, garbage, & inoperable vehicle.	07/03/2021	Cara Whetsel	In Progress		

Selected	Case Date	Property Address	Description	Re-Inspect Date	Assigned To	Status	Uploads	Edit/View
	03/08/2021	417 W 8TH ST	4 inoperable vehicles, 2 boats, both on grass.	03/24/2021	Cara Whetsel	Ticketed		
	03/02/2021	107 W 1ST ST	siding coming off building under boarded window.	03/11/2021	Cara Whetsel	In Progress		
	01/06/2021	320 E JACKSON ST	old shed has holes in the roof.	06/04/2021	Cara Whetsel	In Progress		
	12/07/2020	617 GARDNER ST	piles of garbage and drink cans all over the property. Bad smell of urine coming from the house. Neighbors say elderly owner is defecating in the front yard on numerous occasions.	12/17/2020	Cara Whetsel	In Progress		
	12/01/2020	927 W BOONE ST	Garbage & rubbish, vehicle parked on grass, broken window. Building structure in back of house without permit.	05/12/2021	Cara Whetsel	Ticketed		
	12/01/2020	304 W JACKSON ST	Pile of Junk and Lawn mowers behind garage.	06/21/2021	Cara Whetsel	Ticketed		
	11/18/2020	612 PEARL ST	inoperable vehicle parking in the front yard	11/25/2020	Cara Whetsel	In Progress		
	11/16/2020	216 W 1ST ST	no permit for a home oc, parking commercial over sized trucks and trailers, parking on grass & dumpster left in street.	12/19/2020	Cara Whetsel	In Progress		
	10/13/2020	1206 DALBIGNE ST	tall weeds, garbage, sign, inoperable vehicle parking in grass.	10/23/2020	Cara Whetsel	In Progress		
	09/29/2020	915 W PERRY ST	Bare wood & broken windows.	10/06/2020	Cara Whetsel	In Progress		

Selected	Case Date	Property Address	Description	Re-Inspect Date	Assigned To	Status	Uploads	Edit/View
	09/01/2020	1016 FREMONT ST	tall weeds, noxious weeds, inoperable vehicle & broken fence. REPEAT OFFENDER	09/10/2020	Cara Whetsel	Ticketed		
	08/04/2020	226 N STATE ST	Numerous interior & exterior Property Maintenance violations	09/04/2020	Cara Whetsel	In Progress		
	07/22/2020	3044 E 6TH ST	House is vacant and in foreclosure; standing water in the basement. CONDEMNED	08/23/2020	Cara Whetsel	In Progress		
	06/02/2020	123 W 6TH ST	Tall grass, inop parking in grass & garbage ABANDONED	09/09/2020	Cara Whetsel	Ticketed		
	03/30/2020	1155 W JACKSON ST	Building something on his roof, no permit visible, going on for years, lots of trash and cars.	04/23/2020	Cara Whetsel	In Progress		
	03/05/2020	704 E PLEASANT ST	inside of house is in bad shape. hoarding, garbage, animal feces... CONDEMNED	05/06/2020	Cara Whetsel	In Progress		
	02/17/2020	1214 W 4TH ST	inoperable vehicle, exterior storage in front yard, & garbage cans left by street for days.	04/10/2020	Cara Whetsel	Ticketed		
	11/27/2019	1007 LOGAN AVE	Property Maintenance - Weeds, Vehicles- inoperable and parking on grass, Trash, Gutters, Trailers and Address	12/27/2019	Craig Wilcox	In Progress		
	10/30/2019	1202 S STATE ST	garbage, outdoor storage, scrap business, parking in grass	03/06/2020	Cara Whetsel	Ticketed		
	09/19/2019	226 N STATE ST	Brick & mortar at roofline in disrepair	09/26/2019	Cara Whetsel	In Progress		

Selected	Case Date	Property Address	Description	Re-Inspect Date	Assigned To	Status	Uploads	Edit/View
	09/19/2019	1422 WHITNEY BLVD	Trash piled in carport & broken garage door	02/27/2020	Cara Whetsel	Ticketed		

1

Records 1 to 87 (of 87)

1

ADVANCED SEARCH RESULTS

Select View ▾

Selected	Permit Number	Property Address	Issued Date	Permit Type	Description	Assigned To	Primary Contractor	Status
	20210429	1215 W 9TH ST	06/03/2021	Building	SHED- 12'x16' and Replace existing Fence with Same	Cara Whetsel		Open
	20210631	1424 13TH AVE	06/18/2021	Building	SIDING - 20sq	Cara Whetsel	Owner	Open
	20210665	1443 FREMONT ST	06/29/2021	Fence	Fence 4' & 6' Wood	Cara Whetsel	Owner	Open
	20210633	2652 HENRY CT	06/22/2021	Fence	FENCE - 6' wood	Cara Whetsel	Stinson Fencing	Ready to Issue
	20210653	1512 DAWNGATE DR	06/24/2021	Fence	FENCE - 6' wood	Cara Whetsel	Creative Fence	Open
	20210657	305 HANCOCK ST	06/24/2021	Fence	Fence - 6' Wood	Cara Whetsel		Open
	20210669	121 BIESTER DR	06/29/2021	Fence	FENCE 6' PVC	Cara Whetsel	Jaime Martinez	Open
	20210526	923 MAPLE AVE	06/02/2021	Fence	FENCE 4' & 6' Wood	Cara Whetsel	Owner	Open
	20210643	1721 14TH AVE	06/22/2021	Fence	FENCE - 4' chain link	Cara Whetsel	Stinson Fencing	Ready to Issue
	20210534	514 E HURLBUT AVE	06/02/2021	Fence	FENCE - 6' wood	Cara Whetsel	Owner	Open
	20210544	405 HIGHLAND ST	06/04/2021	Fence	FENCE 6' wood	Cara Whetsel	Ackman Family Const.	Open
	20210546	228 W BOONE ST	06/11/2021	Fence	FENCE 4' wood	Cara Whetsel	Owner	Open
	20210548	224 LANDMARK DR	06/04/2021	Fence	Fence 6' wood	Cara Whetsel	Owner	Open
	20210591	1111 E MADISON ST	06/10/2021	Fence	Install 4 foot chain link fence	Cara Whetsel	Creative Fence	Open

Selected	Permit Number	Property Address	Issued Date	Permit Type	Description	Assigned To	Primary Contractor	Status	
	20210597	426 N APPLETON RD	06/11/2021	Fence	Fence, 6' wood	Cara Whetsel	Schumacher Fence Worls	Open	
	20210600	226 ANDREWS DR	06/21/2021	Fence	FENCE - 6' wood	Cara Whetsel	Owner	Open	
	20210536	632 W 9TH ST	06/03/2021	Pool	POOL - 18' round, 48" tall	Cara Whetsel	Owner	Closed	
	20210537	2034 BRIDGEWATER DR	06/04/2021	Pool	POOL 15x24' & Deck 14x23'	Cara Whetsel	Storm Proof Construction LLC	Open	
	20210352	715 SULLIVAN DR	06/03/2021	Pool	POOL - 24' round, above ground	Cara Whetsel	The Great Escape	Open	
	20210668	888 Belvidere Rd.	06/30/2021	Sign	TEMP Balloon Sign - Cricket - July 1 to Sept 1 2021	Cara Whetsel	Owner	Open	
	20210642	1656 FOX FIELD DR	06/22/2021	SW/DW/Patio	DRIVEWAY & APPROACH - widen by 2'	Cara Whetsel	Olmecca Concrete, INC	Open	
	20210664	715 SULLIVAN DR	06/28/2021	SW/DW/Patio	PATIO - 19x63	Cara Whetsel	All American Concrete	Open	
	20210670	908 BANCROFT PL	06/30/2021	SW/DW/Patio	Brick DRIVEWAY (not approach)	Cara Whetsel	Owner	Open	
	20210541	1010 W 5TH ST	06/10/2021	SW/DW/Patio	DRIVEWAY - remove & replace existing	Cara Whetsel	Owner	Open	
	20210532	1224 WHITNEY BLVD	06/02/2021	SW/DW/Patio	Driveway addition & Patio addition	Cara Whetsel		Closed	
	20210625	1484 FIELDSTONE DR	06/18/2021	SW/DW/Patio	PATIO 12x12	Cara Whetsel	Owner	Open	

Selected	Permit Number	Property Address	Issued Date	Permit Type	Description	Assigned To	Primary Contractor	Status
	20210628	1023 LOGAN AVE	06/18/2021	SW/DW/Patio	PATIO & SW	Cara Whetsel	German Luna	Open

1

Records 1 to 27 (of 27)

1



206 Fairview

Before



After



319 W. 7th St.

Before



After



322 E. Jackson

Before



After



402 Van Buren

Before

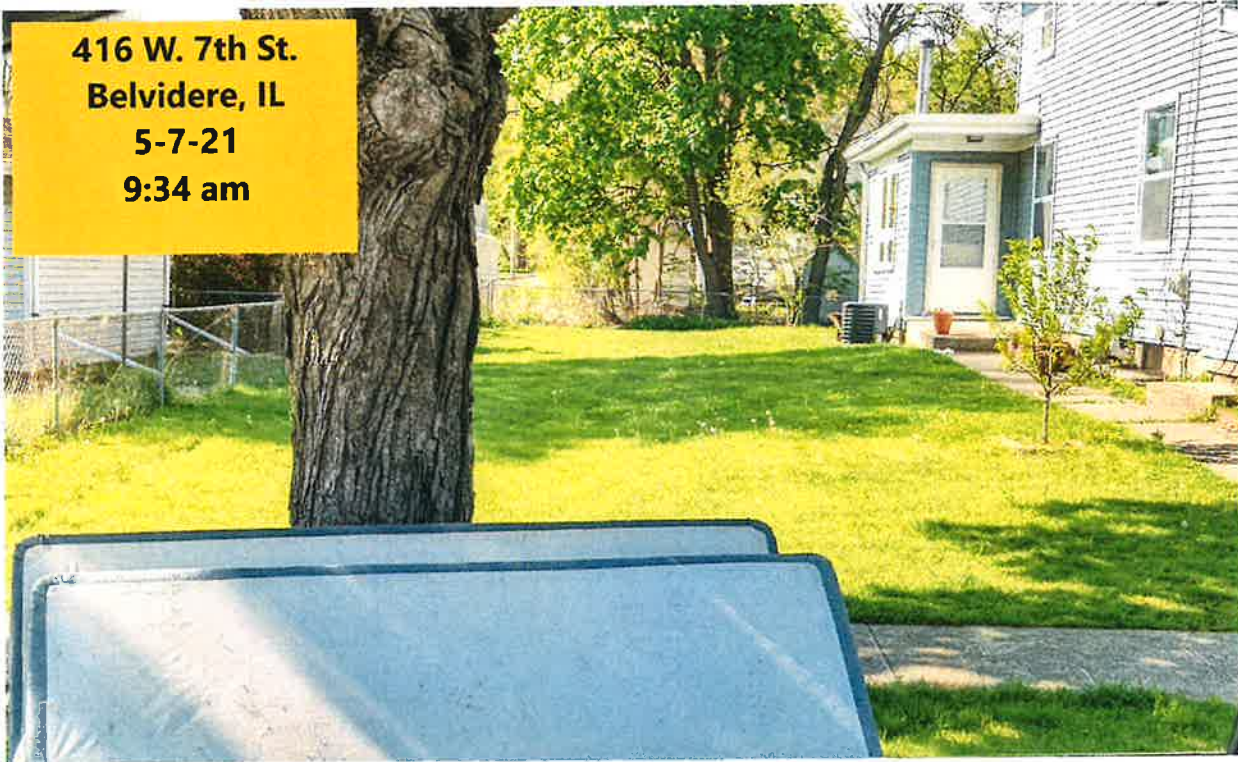


After



416 W. 7th St.

Before



**416 W. 7th St.
Belvidere, IL
5-7-21
9:34 am**

After



717 Logan

Before

**717 Logan
Belvidere, IL
6-23-21
9:19 am**



After



922 Van Buren

Before



After



1320 Maryland

Before



After



1500 W. 6th St.

Before



After



1506 Maryland

Before



After



1728 11th Ave.

Before



After



INCOME STATEMENT FOR THE GENERAL FUND

Account #	Actual FY 19	Actual FY 20	Through	April	2021	100% of budget	
			Month of April	YTD Actual for FY 21	Budget FY 21		
General Administration							
RE Property Tax	01-4-110-4010	1,773,398.86	1,771,339.58	0.00	1,764,843.02	1,769,385	100%
Hotel / Motel Tax	01-4-110-4011	3,701.93	3,312.40	144.78	977.07	3,420	29%
Auto Rental Tax	01-4-110-4012	7,258.78	8,204.62	513.65	3,755.45	7,200	52%
Muni Infrastructure Maint	01-4-110-4013	115,226.64	104,268.24	6,578.49	90,137.49	105,000	86%
State Income Tax	01-4-110-4100	2,484,021.35	2,773,012.39	315,166.47	2,932,995.10	2,686,425	109%
Home Rule Sales Tax	01-4-110-4109	75,146.73	1,126,401.37	88,420.87	1,054,484.17	1,130,065	93%
Muni Sales Tax	01-4-110-4110	3,583,825.71	3,650,909.59	331,566.93	3,647,387.59	3,660,790	100%
Sales Tax to Developer	01-4-110-4111	0.00	0.00	0.00	0.00	0	0%
Local Use Tax	01-4-110-4112	756,473.16	882,828.38	74,622.73	1,143,890.77	908,267	126%
Local Motor Fuel Tax	01-4-110-4113	339,494.03	555,545.47	38,683.33	472,415.29	564,000	84%
Cannabis Tax	01-4-110-4115	0.00	4,186.72	2,899.08	20,912.38	0	0%
Replacement Tax	01-4-110-4120	450,226.41	592,182.72	145,912.57	559,961.54	451,329	124%
Repl Tax Dist to Pensions	01-4-110-4121	(268,051.00)	(268,051.00)	0.00	(264,297.00)	(264,297)	100%
Grants	01-4-110-4150	2,270.00	780.00	15,000.00	1,456,866.38	0	0%
Business License	01-4-110-4200	13,640.00	14,720.00	100.00	8,810.00	14,950	59%
Liquor License & Fines	01-4-110-4210	169,400.00	122,000.00	12,500.00	189,150.00	117,900	160%
Amusement Machine	01-4-110-4230	65,800.00	79,000.00	0.00	64,329.34	85,000	76%
Court Fines	01-4-110-4400	340,756.68	245,626.72	22,149.73	151,431.66	282,238	54%
Parking Fines	01-4-110-4410	21,254.00	16,215.00	110.00	4,670.00	21,040	22%
Seized Vehicle Fee	01-4-110-4420	71,300.00	52,951.00	2,700.00	31,400.00	64,800	48%
Engr Fees-Subdivision	01-4-110-4430	0.00	7,650.00	0.00	0.00	20,000	0%
Video Gambling	01-4-110-4440	345,766.25	385,882.34	37,584.22	236,293.85	366,000	65%
Franchise Fees	01-4-110-4450	333,905.39	274,773.86	0.00	264,362.08	279,964	94%
Comcast Fees	01-4-110-4455	0.00	0.00	0.00	0.00	0	0%
Death/Birth Certificates	01-4-110-4460	19,116.00	20,140.58	1,510.00	21,692.00	19,678	110%
Accident/Fire Reports	01-4-110-4470	6,033.00	4,354.80	630.00	3,470.00	5,108	68%
Annexation/Plat Fees	01-4-110-4471	0.00	0.00	0.00	0.00	20,000	0%
Tipping Fees	01-4-110-4472	70,326.78	44,938.58	0.00	52,265.61	64,858	81%
Fuel Charges (outside vendors)	01-4-110-4550	216,537.69	266,766.97	21,762.49	283,632.97	223,950	127%
Interest Income	01-4-110-4600	131,547.84	212,331.78	559.71	96,246.17	128,000	75%
Misc Revenues	01-4-110-4900	19,146.17	44,213.01	3,568.51	37,021.01	18,000	206%
Heritage Days	01-4-110-4901	126,730.98	69,885.14	2,562.14	21,392.34	0	0%
Historic Pres. Fund Raising	01-4-110-4902	4,497.07	7,409.00	0.00	600.00	0	0%
Historic Pres. Grant Reimb.	01-4-110-4903	16,288.89	0.00	0.00	0.00	0	0%
Sale of Assets	01-4-110-4950	0.00	0.00	0.00	398,607.00	0	0%
Operating Transfer in (Reserve)	01-4-110-9998	0.00	0.00	0.00	0.00	1,200,000	0%
Total General Administration Revenues		11,295,039.34	13,073,779.26	1,125,245.70	14,749,703.28	13,953,070	106%
Salaries - Elected Officials	01-5-110-5000	214,542.34	205,390.44	16,606.80	215,342.02	215,889	100%
Salaries - Regular - FT	01-5-110-5010	233,508.86	243,795.58	25,871.17	244,783.82	240,828	102%
Group Health Insurance	01-5-110-5130	469,143.70	420,790.13	34,300.72	383,954.50	529,174	73%
Health Ins Claims Pd (Dental)	01-5-110-5131	29,265.19	16,236.00	7,898.80	30,615.48	35,000	87%
Group Life Insurance	01-5-110-5132	1,391.85	1,381.05	113.40	1,371.60	1,512	91%
Health Insurance Reimb.	01-4-110-4540	(143,896.26)	(139,970.00)	(10,163.30)	(143,717.34)	(139,504)	103%
Unemployment Compensation	01-5-110-5136	0.00	0.00	0.00	0.00	0	0%
Meeting & Conferences	01-5-110-5154	10,976.86	9,075.32	225.12	3,867.06	14,430	27%
Subscriptions/Ed Materials	01-5-110-5156	697.41	969.05	45.00	1,016.91	700	145%
Gen Admin Personnel & Benefit Expenses		815,629.95	757,667.57	74,897.71	737,234.05	898,029	82%
Repairs/Maint - Bldgs	01-5-110-6010	29,490.02	22,577.04	2,114.49	25,320.66	26,060	97%
Repairs/Maint - Equip	01-5-110-6020	5,021.27	5,322.61	775.00	3,880.44	5,500	71%
Legal	01-5-110-6110	7,389.97	6,129.15	1,019.91	8,724.63	15,100	58%
Other Professional Services	01-5-110-6190	69,382.71	52,965.60	22,950.38	170,602.19	78,000	0%
Back to Business Grant	01-5-110-6191	0.00	0.00	0.00	365,000.00	0	0%
Telephone	01-5-110-6200	21,790.61	20,891.55	2,570.40	41,534.60	45,660	91%
Codification	01-5-110-6225	5,941.33	4,804.52	4,323.76	5,273.76	5,000	105%
Other Communications	01-5-110-6290	3,101.48	2,716.86	311.43	2,205.09	2,700	82%
Gen Admin Contractual Expenses		142,117.39	115,407.33	34,065.37	622,541.37	178,020	350%

General Administration (cont)	Account #	Actual FY 19	Actual FY 20	Month of April	YTD Actual for FY 21	Budget FY 21	100% of budget
Office Supplies	01-5-110-7020	41,698.15	73,977.62	2,447.27	120,635.45	84,800	142%
Gas and Oil	01-5-110-7030	195,925.85	239,759.75	63,191.40	343,126.52	206,400	166%
Other Supplies	01-5-110-7800	4,934.41	5,703.14	25.95	1,781.93	6,800	26%
Gen Admin Supplies Expenses		242,558.41	319,440.51	65,664.62	465,543.90	298,000	156%
Miscellaneous Expense	01-5-110-7900	75,992.49	88,883.58	8,370.20	111,742.74	83,830	133%
Reimb of Seized Vehicle Fee	01-5-110-7901	300.00	300.00	0.00	300.00	0	0%
Heritage Days	01-5-110-7902	94,303.95	116,318.11	0.00	4,225.00	0	0%
Comcast Charges	01-5-110-7903	0.00	0.00	0.00	0.00	0	0%
Historic Preservation	01-5-110-7904	0.00	0.00	0.00	0.00	0	0%
Operating Transfers Out	01-5-110-9999	659,243.00	1,846,636.00	0.00	695,784.20	2,248,332	31%
Total General Administration Expenses		2,030,145.19	3,244,653.10	182,997.90	2,637,371.26	3,706,211	71%
NET GENERAL ADMINISTRATION		9,264,894.15	9,829,126.16	942,247.80	12,112,332.02	10,246,859	118%
General Fund - Audit Department							
RE Taxes - Audit	01-4-130-4010	20,071.81	20,048.00	0.00	19,974.87	20,000	100%
Accounting & Auditing	01-5-130-6100	31,000.00	36,550.00	0.00	43,701.00	37,500	117%
NET - AUDIT DEPARTMENT		(10,928.19)	(16,502.00)	0.00	(23,726.13)	(17,500)	136%
General Fund - IMRF Department							
RE Taxes - IMRF	01-4-140-4010	65,160.99	65,073.68	0.00	64,831.33	65,000	100%
Replacement Tax	01-4-140-4120	93,615.00	93,615.00	0.00	90,999.00	90,999	100%
Expense Reimbursement	01-4-140-4940	27,163.09	22,902.11	2,792.07	25,081.96	28,278	89%
Total IMRF Revenues		185,939.08	181,590.79	2,792.07	180,912.29	184,277	98%
IMRF Premium Expense	01-5-140-5120	165,964.27	155,360.86	13,358.28	163,010.94	177,268	92%
NET - IMRF DEPARTMENT		19,974.81	26,229.93	(10,566.21)	17,901.35	7,009	255%
General Fund - Social Security Department							
RE Taxes - FICA/Med	01-4-150-4010	200,458.46	200,225.56	0.00	199,510.12	200,000	100%
Expense Reimbursement	01-4-150-4940	136,303.35	141,794.02	10,538.13	134,540.54	146,914	92%
Library Expense Reimb.	01-4-150-4941	30,369.12	29,872.91	1,882.92	27,411.88	30,983	88%
Total Soc Security Revenues		367,130.93	371,892.49	12,421.05	361,462.54	377,897	96%
FICA Expense	01-5-150-5110	212,627.84	225,776.53	16,327.60	218,322.85	239,885	91%
Medicare Expense	01-5-150-5112	132,929.26	141,856.22	10,270.03	137,467.21	151,328	91%
Total Soc Security Expenses		345,557.10	367,632.75	26,597.63	355,790.06	391,213	91%
NET - SOCIAL SECURITY DEPT		21,573.83	4,259.74	(14,176.58)	5,672.48	(13,316)	-143%
General Fund - Liability Insurance Dept							
RE Taxes - Ins Liability	01-4-160-4010	300,707.66	300,355.82	0.00	299,250.20	300,000	100%
Expense Reimbursement	01-4-160-4940	0.00	0.00	0.00	0.00	-	0%
Total Liability Insurance Revenues		300,707.66	300,355.82	0.00	299,250.20	300,000	100%
Insurance Premium	01-5-160-6800	457,401.38	454,790.04	0.00	454,839.04	480,375	95%
NET - LIABILITY INSURANCE DEPT		(156,693.72)	(154,434.22)	0.00	(155,588.84)	(180,375)	86%

Police Department	Account #	Actual FY 19	Actual FY 20	Month of April	YTD Actual for FY 21	Budget FY 21	100% of budget
RE Property Tax	01-4-210-4010	1,204,169.39	1,202,740.52	0.00	1,198,343.15	1,201,417	100%
Grants	01-4-210-4150	23,220.96	31,730.51	8,596.91	67,136.52	30,768	218%
Police Court Fines	01-4-210-4400	0.00	0.00	4,486.40	14,766.01	0	0%
Sex Offender Reg Fee	01-4-210-4480	5,120.00	4,490.00	200.00	3,320.00	5,000	66%
Miscellaneous Revenues	01-4-210-4900	171,816.00	117,900.24	452.66	57,621.30	194,878	30%
Expense Reimbursement	01-4-210-4940	10,604.69	25,272.36	27,062.50	35,520.30	0	0%
SRO Reimbursement	01-4-210-4945	0.00	86,515.04	7,975.02	7,975.02	0	0%
Sale of Assets	01-4-210-4950	0.00	12,727.33	0.00	0.00	0	0%
Total Police Department Revenues		1,414,931.04	1,481,376.00	48,773.49	1,384,682.30	1,432,063	97%
Salary - Regular - FT	01-5-210-5010	3,482,996.70	3,586,222.29	268,053.62	3,635,227.29	3,808,854	95%
Overtime	01-5-210-5040	257,388.47	297,036.04	13,673.48	192,064.35	406,000	47%
Police Pension	01-5-210-5122	1,184,097.58	1,237,250.52	182,555.00	1,326,460.03	1,326,460	100%
Health Insurance	01-5-210-5130	859,401.28	877,431.77	70,277.01	873,693.65	974,355	90%
Dental claims	01-5-210-5131	61,897.10	38,816.95	8,122.24	50,553.14	60,000	84%
Unemployment Compensation	01-5-210-5136	0.00	0.00	0.00	0.00	0	0%
Uniform Allowance	01-5-210-5140	64,457.79	80,001.68	0.00	71,876.00	77,539	93%
Training	01-5-210-5152	48,636.26	45,402.84	1,634.86	28,138.24	88,905	32%
Police Dept Personnel & Benefit Expenses		5,958,875.18	6,162,162.09	544,316.21	6,178,012.70	6,742,113	92%
Repair/Maint-Equipment	01-5-210-6020	19,006.73	22,274.00	1,327.23	20,244.45	30,280	67%
Repair/Maint-Vehicles	01-5-210-6030	73,869.32	78,451.40	9,764.52	49,642.32	115,700	43%
Telephone/Utilities	01-5-210-6200	44,988.32	41,055.92	2,851.51	41,759.54	44,000	95%
Physical Exams	01-5-210-6810	0.00	760.00	1,997.50	1,997.50	2,135	94%
Community Policing	01-5-210-6816	6,891.77	4,795.31	520.96	4,584.03	13,500	34%
K 9 Program Expenses	01-5-210-6818	3,706.73	7,769.36	697.66	9,409.30	8,800	107%
Sex Offender State Disburse	01-5-210-6835	2,955.00	2,860.00	195.00	2,150.00	3,600	0%
Police Department - Contractual Expenses		151,417.87	157,965.99	17,354.38	129,787.14	218,015	60%
Office Supplies	01-5-210-7020	5,951.77	4,977.90	1,247.30	7,636.72	8,050	95%
Gas & Oil	01-5-210-7030	91,331.46	86,586.27	10,841.67	68,280.13	112,500	61%
Operating Supplies	01-5-210-7040	27,198.27	32,063.10	2,994.37	7,564.85	45,825	17%
Miscellaneous Expense	01-5-210-7900	12,406.53	17,541.14	1,859.62	7,233.34	31,700	23%
Police Department - Supplies Expense		136,888.03	141,168.41	16,942.96	90,715.04	198,075	46%
Equipment	01-5-210-8200	45,757.37	51,244.10	1,892.13	17,269.13	66,650	26%
Vehicles	01-5-210-8300	0.00	0.00	0.00	0.00	0	0%
Total Police Department Expenses		6,292,938.45	6,512,540.59	580,505.68	6,415,784.01	7,224,853	89%
NET - POLICE DEPARTMENT		(4,878,007)	(5,031,165)	(531,732)	(5,031,102)	(5,792,790)	87%
Public Safety Building Department							
Salaries - Regular - FT	01-5-215-5010	656,405.23	647,231.55	101,235.02	678,528.41	706,198	96%
Other (FICA & IMRF)	01-5-215-5079	106,740.45	97,912.33	16,673.41	113,069.96	124,644	91%
Other Contractual Services	01-5-215-6890	376,337.30	334,841.51	59,685.81	312,870.46	318,232	98%
NET - PUBLIC SAFETY BLDG DEPT		(1,139,482.98)	(1,079,985.39)	(177,594.24)	(1,104,468.83)	(1,149,074)	96%

Fire Department	Account #	Actual FY 19	Actual FY 20	Month of April	YTD Actual for FY 21	Budget FY 21	100% of budget
RE Property Tax	01-4-220-4010	1,023,473.06	1,022,263.58	0.00	1,018,529.54	1,021,132	100%
Grants	01-4-220-4150	6,465.97	18,000.00	0.00	500.00	0	0%
Miscellaneous Revenues	01-4-220-4900	15,181.83	30,471.65	3,137.52	11,869.20	25,000	47%
Expense Reimbursement	01-4-220-4940	723.41	0.00	0.00	0.00	0	0%
Sale of Assets	01-4-220-4950	0.00	0.00	0.00	0.00	0	0%
Total Fire Department Revenues		1,045,844.27	1,070,735.23	3,137.52	1,030,898.74	1,046,132	99%
Salaries - Regular - FT	01-5-220-5010	2,113,028.04	2,182,621.77	164,636.61	2,230,005.47	2,351,452	95%
Overtime	01-5-220-5040	164,132.42	136,846.08	19,755.93	164,604.25	140,000	118%
Fire Pension	01-5-220-5124	1,003,401.25	1,036,418.58	118,732.00	1,088,082.33	1,088,082	100%
Health Insurance	01-5-220-5130	497,102.45	501,143.78	39,947.95	491,099.72	595,102	83%
Dental Insurance	01-5-220-5131	21,475.39	22,802.26	5,416.40	26,393.64	32,000	82%
Unemployment Compensation	01-5-220-5136	0.00	0.00	0.00	0.00	0	0%
Uniform Allowance	01-5-220-5140	35,179.94	29,863.51	829.59	32,903.06	34,400	96%
Training	01-5-220-5152	25,591.17	12,084.22	2,333.06	12,140.73	20,000	61%
Fire Depart Personnel & Benefits Expenses		3,859,910.66	3,921,780.20	351,651.54	4,045,229.20	4,261,036	95%
Repair/Maint-Bldg	01-5-220-6010	16,496.91	50,548.36	2,760.81	44,630.61	40,000	112%
Repair/Maint-Equipment	01-5-220-6020	14,161.97	10,528.87	2,196.30	9,560.60	17,000	56%
Repair/Maint-Vehicles	01-5-220-6030	29,835.21	36,015.74	6,172.03	51,621.99	55,000	94%
Telephone/Utilities	01-5-220-6200	9,898.30	12,670.09	1,441.18	10,207.69	10,440	98%
Physical Exams	01-5-220-6810	775.00	758.28	10.00	376.08	2,500	15%
Fire Prevention	01-5-220-6822	8,658.69	10,882.27	152.00	3,059.66	12,000	25%
Emergency Med Supplies	01-5-220-6824	6,832.05	11,333.70	2,046.71	10,446.08	11,500	91%
Fire Department - Contractual Expenses		86,658.13	132,737.31	14,779.03	129,902.71	148,440	88%
Office Supplies	01-5-220-7020	11,513.87	8,184.19	1,371.99	16,142.27	15,300	106%
Gas & Oil	01-5-220-7030	19,560.59	18,649.42	2,228.22	13,002.04	20,000	65%
Operating Supplies	01-5-220-7040	8,167.34	9,249.97	1,400.54	8,515.98	10,000	85%
Miscellaneous Expense	01-5-220-7900	556.94	653.44	113.12	571.95	1,000	57%
Fire Department - Supplies Expenses		39,798.74	36,737.02	5,113.87	38,232.24	46,300	83%
Equipment	01-5-220-8200	30,052.31	25,895.72	725.54	36,539.00	25,000	146%
Total Fire Department Expenses		4,016,419.84	4,117,150.25	372,269.98	4,249,903.15	4,480,776	95%
NET - FIRE DEPARTMENT		(2,970,575.57)	(3,046,415.02)	(369,132.46)	(3,219,004.41)	(3,434,644)	94%
Police & Fire Commission Department							
Physical Exams	01-5-225-6810	5,306.86	5,448.25	0.00	3,693.70	16,500	22%
Other Contractual Services	01-5-225-6890	8,242.17	8,157.17	25,055.52	33,363.92	10,015	333%
NET - POLICE & FIRE COMMISSION		(13,549.03)	(13,605.42)	(25,055.52)	(37,057.62)	(26,515)	140%

Community Development	Account #	Actual FY 19	Actual FY 20	Month of April	YTD Actual for FY 21	Budget FY 21	100% of budget
Building Permits	01-4-230-4300	127,617.70	123,063.26	10,781.00	154,366.89	158,827	97%
Electric Permits	01-4-230-4310	10,156.00	10,819.69	780.00	10,607.54	16,000	66%
Electrician Certification Fees	01-4-230-4315	2,900.00	3,050.00	1,700.00	3,100.00	3,000	103%
Plumbing Permits	01-4-230-4320	7,132.50	1,019.08	0.00	695.00	5,000	14%
HVAC Permits	01-4-230-4330	3,035.00	2,426.32	355.00	6,124.29	3,035	202%
Plan Review Fees	01-4-230-4340	14,167.00	8,399.28	65.00	10,469.36	20,000	52%
Sidewalk/Lot Grading Fees	01-4-230-4350	677.50	1,667.50	1,260.00	7,425.00	3,000	248%
Insulation Permits	01-4-230-4360	767.50	555.00	50.00	815.00	800	102%
Fire Review Fees	01-4-230-4365			0.00	1,472.00		0%
Zoning Review Fee	01-4-230-4370	2,615.00	2,382.50	560.00	3,867.50	3,400	114%
Code Enforcement	01-4-230-4380	6,500.00	5,100.00	100.00	2,075.00	6,500	32%
Other Permits	01-4-230-4390	4,620.00	4,810.00	840.00	4,872.50	5,500	89%
Miscellaneous Revenues	01-4-230-4900	305.00	58.95	0.00	0.00	200	0%
Expense Reimbursement	01-4-230-4940	3,696.39	1,025.82	69.60	1,794.60	2,805	64%
Planning Fees	01-4-230-4950	17,425.00	3,762.50	2,175.00	8,425.00	10,897	77%
Planning Misc.	01-4-230-4955	3,140.00	7,340.50	0.00	13,946.85	900	1550%
Building Department - Revenues		204,754.59	175,480.40	18,735.60	230,056.53	239,864	96%
Salaries- Regular - FT	01-5-230-5010	244,444.80	238,062.20	19,741.28	246,450.50	266,350	93%
FICA	01-5-230-5079	17,964.90	18,682.88	2,257.15	18,853.42	20,376	93%
IMRF	01-5-230-5120	27,163.09	22,902.11	2,792.07	25,081.96	28,281	89%
Health Ins Expense	01-5-230-5130	85,458.67	64,424.18	5,055.92	62,286.69	74,770	83%
Dental Insurance	01-5-230-5131	3,608.00	3,633.60	670.40	4,405.60	4,000	110%
Unemployment	01-5-230-5136	0.00	0.00	0.00	0.00	0	0%
Training	01-5-230-5152	3,398.57	3,617.86	1,991.68	2,847.68	5,000	57%
Building Dept Personnel & Benefits Expense		382,038.03	351,322.83	32,508.50	359,925.85	398,777	90%
Repair/Maint - Equip	01-5-230-6020	7,339.11	5,970.33	(27.14)	3,337.60	6,100	55%
Repair/Maint - Vehicles	01-5-230-6030	489.59	114.64	0.00	27.99	1,000	3%
Other Professional Services	01-5-230-6190	46,519.84	31,195.97	1,625.00	30,546.00	47,000	65%
Telephone	01-5-230-6200	2,660.30	2,350.96	313.64	2,239.36	2,400	93%
Postage	01-5-230-6210	5,158.88	2,322.87	237.26	3,840.94	3,577	107%
Printing & Publishing	01-5-230-6220	3,334.70	2,065.60	486.00	2,788.00	2,743	102%
Other Contractual Services	01-5-230-6890	0.00	0.00	0.00	6,150.02	6,150	100%
Building Department - Contractual Expenses		65,502.42	44,020.37	2,634.76	48,929.91	68,970	71%
Office Supplies	01-5-230-7020	6,765.38	4,308.31	544.87	3,498.13	9,000	39%
Gas & Oil	01-5-230-7030	627.54	826.41	146.17	938.10	1,000	94%
Miscellaneous Expense	01-5-230-7900	199.42	1,429.00	0.00	11,157.57	750	1488%
Operating Transfer Out	01-5-230-9999	0.00	0.00	0.00	0.00	0	0%
Building Department - Supplies Expenses		7,592.34	6,563.72	691.04	15,593.80	10,750	145%
Total Building Department Expenses		455,132.79	401,906.92	35,834.30	424,449.56	478,497	89%
NET - BUILDING DEPARTMENT		(250,378.20)	(226,426.52)	(17,098.70)	(194,393.03)	(238,633)	81%
Civil Defense Department							
RE Tax - Civil Defense	01-4-240-4010	7,018.63	7,025.27	0.00	7,014.58	7,000	100%
Miscellaneous Revenues	01-4-240-4900	0.00	0.00	0.00	0.00	0	0%
Miscellaneous Expense	01-5-240-7900	5,265.00	8,794.00	5,580.00	5,950.00	7,000	85%
NET - CIVIL DEFENSE DEPARTMENT		1,753.63	(1,768.73)	(5,580.00)	1,064.58	0	#DIV/0!

Street Department	Account #	Actual FY 19	Actual FY 20	Month of April	YTD Actual for FY 21	Budget FY 21	100% of budget
RE Tax - Road & Bridge	01-4-310-4010	324,161.48	319,897.13	0.00	328,939.38	320,000	103%
Grants	01-4-310-4150	51,100.20	35,309.53	223,439.82	235,001.33	0	0%
Sidewalk/Driveway/Lot Grading	01-4-310-4350	2,524.00	0.00	0.00	0.00	0	0%
Miscellaneous Revenues	01-4-310-4900	3,046.51	1,375.00	0.00	2,826.56	3,000	0%
Expense Reimbursement	01-4-310-4940	83,599.28	31,097.21	3,259.71	97,105.80	10,000	0%
Expense Reimbursement	01-5-310-4940	(39,605.40)	0.00	0.00	0.00	-	0%
Sale of Assets	01-4-310-4950	21,338.70	0.00	0.00	0.00	-	0%
Street Department - Revenues		446,164.77	387,678.87	226,699.53	663,873.07	333,000	199%
Salaries - Regular - FT	01-5-310-5010	583,118.92	660,525.39	51,891.40	648,996.21	694,500	93%
Overtime	01-5-310-5040	48,528.08	50,096.91	786.94	47,441.59	45,000	105%
Health Insurance	01-5-310-5130	148,531.47	189,913.60	15,154.60	191,960.20	201,096	95%
Uniform Allowance	01-5-310-5140	15,546.66	15,911.71	2,200.65	15,804.31	16,000	99%
Training	01-5-310-5152	150.00	267.40	50.00	175.00	1,500	12%
Street Dept - Personnel & Benefits Expenses		795,875.13	916,715.01	70,083.59	904,377.31	958,096	94%
Repair/Maint - Storm Drain	01-5-310-6001	34,852.73	27,402.98	36.00	36,247.33	30,000	121%
Repair/Maint - St/Parking Lot	01-5-310-6002	103,068.06	153,329.79	5,118.87	164,957.86	97,500	169%
Repair/Maint - Sidewalk/Curb	01-5-310-6003	40,493.85	65,458.33	23.44	42,188.07	40,000	105%
Repair/Maint - Building	01-5-310-6010	4,650.21	34,178.02	1,397.18	9,000.27	10,000	90%
Repair/Maint - Equipment	01-5-310-6020	108,432.84	117,906.20	9,161.42	99,295.83	110,000	90%
Repair/Maint - Traffic Signal	01-5-310-6024	73,972.81	29,222.52	1,342.50	61,893.47	30,000	206%
Telephone/Utilities	01-5-310-6200	7,781.33	10,360.46	1,673.51	10,841.09	8,000	136%
Leaf Clean-up/Removal	01-5-310-6826	912.00	11,476.50	526.40	1,142.00	12,000	10%
Street Department - Contractual Expenses		374,163.83	449,334.80	19,279.32	425,565.92	337,500	126%
Office Supplies	01-5-310-7020	2,836.57	3,493.18	395.49	7,329.07	6,000	122%
Gas & Oil	01-5-310-7030	79,669.29	54,960.72	5,407.49	58,891.37	75,000	79%
Operating Supplies	01-5-310-7040	28,398.03	25,081.56	638.79	20,548.89	30,000	68%
Miscellaneous Expense	01-5-310-7900	1,818.11	4,416.39	4,050.00	244,885.31	2,000	0%
Street Department - Supplies Expenses		112,722.00	87,951.85	10,491.77	331,654.64	113,000	293%
Equipment	01-5-310-8200	0.00	45,100.00	0.00	17,235.00	0	0%
Total Street Department Expenses		1,282,760.96	1,499,101.66	99,854.68	1,678,832.87	1,408,596	119%
NET - STREET DEPARTMENT		(836,596.19)	(1,111,422.79)	126,844.85	(1,014,959.80)	(1,075,596)	94%
Street Lighting							
RE Tax - Street Lighting	01-4-330-4010	210,494.34	210,229.60	0.00	209,462.73	210,000	100%
Expense Reimbursement	01-5-330-4940	0.00	0.00	0.00	0.00	0	0%
Repair/ Maint - Street Light	01-5-330-6022	18,840.36	14,679.97	0.00	11,181.80	30,000	37%
Street Lighting - electricity	01-5-330-6310	278,935.37	258,256.39	40,261.73	237,519.83	230,000	103%
NET - STREET LIGHTING		(87,281.39)	(62,706.76)	(40,261.73)	(39,238.90)	(50,000)	78%

Landfill Department	Account #	Actual FY 19	Actual FY 20	Month of April	YTD Actual for FY 21	Budget FY 21	100% of budget
RE Tax - Refuse/Landfill	01-4-335-4010	50,124.61	50,065.13	0.00	49,902.37	50,000	100%
Miscellaneous Revenue	01-4-335-4900	0.00	0.00	0.00	0.00	0	0%
Miscellaneous Expenses	01-5-335-7900	52,605.91	53,019.65	0.00	53,840.85	54,000	100%
NET - GARBAGE DEPARTMENT		(2,481.30)	(2,954.52)	0.00	(3,938.48)	(4,000)	98%
Forestry Department							
RE Tax - Forestry	01-4-340-4010	40,118.67	40,056.08	0.00	39,914.95	40,000	100%
Other Fees	01-4-340-4490	0.00	0.00	0.00	0.00	0	0%
Miscellaneous	01-4-340-4900	0.00	0.00	0.00	12,815.00	0	0%
Forestry Department Revenues		40,118.67	40,056.08	0.00	52,729.95	40,000	132%
Repair/ Maint - Other	01-5-340-6090	0.00	0.00	0.00	0.00	0	0%
Tree Removal or Purchase	01-5-340-6850	43,869.65	30,694.15	0.00	96,546.00	40,000	241%
Miscellaneous Expense	01-5-340-7900	0.00	0.00	0.00	0.00	-	0%
Forestry Department Expenses		43,869.65	30,694.15	0.00	96,546.00	40,000	241%
NET - FORESTRY DEPARTMENT		(3,750.98)	9,361.93	0.00	(43,816.05)	0	0%
Engineering Department							
Engineering	01-5-360-6140	8,652.64	24,055.56	1,256.13	10,773.93	27,000	40%
Subdivision Expense	01-5-360-6824	2,277.50	414.00	150.00	8,637.50	10,000	86%
Office Supplies	01-5-360-7020	6,181.27	5,398.67	114.60	8,322.14	7,600	110%
Gas & Oil	01-5-360-7030	0.00	0.00	0.00	0.00	-	0%
NET - ENGINEERING DEPARTMENT		(17,111.41)	(29,868.23)	(1,520.73)	(27,733.57)	(44,600)	62%
Health / Social Services							
Council on Aging	01-5-410-6830	23,000.00	23,000.00	0.00	0.00	23,000	0%
Demolition / Nuisance	01-5-410-6832	1,630.00	1,628.00	0.00	40,873.33	-	0%
NET - HEALTH / SOCIAL SERVICES		(24,630.00)	(24,628.00)	0.00	(40,873.33)	(23,000)	178%
Economic Development							
Planning Dept Services	01-5-610-6150	28,171.00	38,911.59	720.00	1,680.00	27,500	6%
Economic / Business	01-5-610-6840	73,000.00	84,945.00	0.00	67,651.50	91,000	74%
Tourism	01-5-610-6842	6,000.00	5,000.00	0.00	5,000.00	6,000	83%
Historic Preservation	01-5-610-6844	7,782.89	19,199.64	0.00	9,114.74	4,000	228%
NET - ECONOMIC DEVELOPMENT		(114,953.89)	(148,056.23)	(720.00)	(83,446.24)	(128,500)	65%
Buchanan Street Strolls							
Strolls Vendor Fee	01-4-615-4490	0.00	1,040.00	1,175.00	1,714.00	3,000	57%
Strolls Sponsors	01-4-615-4495	0.00	6,750.00	0.00	2,000.00	7,000	29%
Strolls Miscellaneous	01-4-615-4900	0.00	0.00	0.00	0.00	7,200	0%
STROLLS REVENUE		0.00	7,790.00	1,175.00	3,714.00	(17,200)	0%
Buchanan Strolls Entertainment	01-5-615-6190	0.00	0.00	0.00	12,379.00	13,500	92%
Buchanan Strolls Supplies	01-5-615-7900	0.00	0.00	0.00	2,253.44	5,750	39%
Buchanan Strolls Misc.	01-5-615-7900	0.00	0.00	0.00	5,074.46	3,000	169%
STROLLS EXPENSES		0.00	0.00	0.00	19,706.90	(22,250)	0%
NET - BUCHANAN STREET STROLLS		0.00	7,790.00	6,253.00	(15,992.90)	5,050	0%
Utility Tax Dept.							
Utility Tax - Electric	01-4-751-4131	1,416,157.49	1,290,603.64	95,159.37	1,207,421.13	1,391,504	87%
Utility Tax - Gas	01-4-751-4132	364,109.68	350,947.60	71,302.45	1,014,313.06	325,500	312%
Utility Tax - Telephone	01-4-751-4133	230,453.27	208,486.70	13,156.98	180,274.96	218,260	83%
Grants	01-4-751-4150	318,185.11	0.00	0.00	0.00	0	0%
Expense Reimbursement	01-4-751-4940	6,768.29	0.00	0.00	25,249.29	0	0%
Tripp Rd. Reconstruction	01-5-751-8056	563,641.56	58,411.36	0.00	0.00	0	0%
Southside Stormsewer Study	01-5-751-8058	24,289.75	0.00	0.00	0.00	0	0%
Bellwood Detention Basin	01-5-751-8060	35,002.50	0.00	0.00	6,444.67	0	0%
Poplar Grove/ Lawrenceville Int	01-5-751-8062	2,290.00	0.00	0.00	0.00	0	0%
		1,710,450.03	1,791,626.58	179,618.80	2,420,813.77	1,935,264	125%
TOTAL GENERAL FUND REVENUES		17,924,013.58	19,228,140.88	1,618,598.76	21,670,895.89	20,128,567	108%
TOTAL GENERAL FUND EXPENSES		17,411,787.39	18,509,684.96	1,562,150.67	18,148,451.53	20,123,028	90%
NET REV OVER (UNDER) EXP		512,226.19	718,455.92	56,448.09	3,522,444.36	5,540	

INCOME STATEMENT FOR THE GENERAL FUND

				Through	May	2021	
	Account #	Actual FY 20	Actual FY 21	Month of May	YTD Actual for FY 22	Budget FY 22	100% of budget
General Administration							
RE Property Tax	01-4-110-4010	1,771,339.58	1,764,843.02	661,964.01	661,964.01	1,769,385	37%
Hotel / Motel Tax	01-4-110-4011	3,312.40	832.29	0.00	0.00	2,820	0%
Auto Rental Tax	01-4-110-4012	8,204.62	3,241.80	560.90	560.90	5,400	10%
Muni Infrastructure Maint	01-4-110-4013	104,268.24	83,559.00	6,139.32	6,139.32	94,200	7%
State Income Tax	01-4-110-4100	2,773,012.39	2,617,828.63	430,520.89	430,520.89	2,837,376	15%
Home Rule Sales Tax	01-4-110-4109	1,126,401.37	966,063.30	78,684.11	78,684.11	1,070,950	7%
Muni Sales Tax	01-4-110-4110	3,650,909.59	3,315,820.66	305,559.12	305,559.12	3,605,177	8%
Sales Tax to Developer	01-4-110-4111	0.00	0.00	0.00	0.00	0	0%
Local Use Tax	01-4-110-4112	882,828.38	1,069,268.04	66,539.21	66,539.21	1,138,532	6%
Local Motor Fuel Tax	01-4-110-4113	555,545.47	433,731.96	36,210.85	36,210.85	504,000	7%
Cannabis Tax	01-4-110-4115	4,186.72	18,013.30	2,931.39	2,931.39	23,794	0%
Replacement Tax	01-4-110-4120	592,182.72	414,048.97	179,261.91	179,261.91	527,150	34%
Repl Tax Dist to Pensions	01-4-110-4121	(268,051.00)	(264,297.00)	0.00	0.00	(264,297)	0%
Grants	01-4-110-4150	780.00	1,441,866.38	0.00	0.00	0	0%
Business License	01-4-110-4200	14,720.00	8,710.00	6,100.00	6,100.00	13,865	44%
Liquor License & Fines	01-4-110-4210	122,000.00	176,650.00	89,900.00	89,900.00	119,650	75%
Amusement Machine	01-4-110-4230	79,000.00	64,329.34	80,500.00	80,500.00	100,000	81%
Court Fines	01-4-110-4400	245,626.72	129,281.93	19,900.38	19,900.38	218,550	9%
Parking Fines	01-4-110-4410	16,215.00	4,560.00	200.00	200.00	14,735	1%
Seized Vehicle Fee	01-4-110-4420	52,951.00	28,700.00	2,700.00	2,700.00	50,400	5%
Engr Fees-Subdivision	01-4-110-4430	7,650.00	0.00	0.00	0.00	10,000	0%
Video Gambling	01-4-110-4440	385,882.34	198,709.63	50,762.80	50,762.80	385,800	13%
Franchise Fees	01-4-110-4450	274,773.86	264,362.08	68,175.84	68,175.84	263,547	26%
Comcast Fees	01-4-110-4455	0.00	0.00	0.00	0.00	0	0%
Death/Birth Certificates	01-4-110-4460	20,140.58	20,182.00	2,938.00	2,938.00	20,342	14%
Accident/Fire Reports	01-4-110-4470	4,354.80	2,840.00	365.00	365.00	4,350	8%
Annexation/Plat Fees	01-4-110-4471	0.00	0.00	0.00	0.00	20,000	0%
Tipping Fees	01-4-110-4472	44,938.58	52,265.61	9,110.70	9,110.70	62,718	15%
Fuel Charges (outside vendors)	01-4-110-4550	266,766.97	261,870.48	16,411.43	16,411.43	255,285	6%
Interest Income	01-4-110-4600	212,331.78	95,686.46	6,420.77	6,420.77	24,000	27%
Misc Revenues	01-4-110-4900	44,213.01	33,452.50	500.00	500.00	13,300	4%
Heritage Days	01-4-110-4901	69,885.14	18,830.20	28,781.65	28,781.65	0	0%
Historic Pres. Fund Raising	01-4-110-4902	7,409.00	600.00	0.00	0.00	0	0%
Historic Pres. Grant Reimb.	01-4-110-4903	0.00	0.00	0.00	0.00	0	0%
Sale of Assets	01-4-110-4950	0.00	398,607.00	0.00	0.00	0	0%
Operating Transfer in (Reserve)	01-4-110-9998	0.00	0.00	0.00	0.00	0	0%
Total General Administration Revenues		13,073,779.26	13,624,457.58	2,151,138.28	2,151,138.28	12,891,029	17%
Salaries - Elected Officials	01-5-110-5000	214,542.34	205,390.44	10,050.34	10,050.34	215,889	5%
Salaries - Regular - FT	01-5-110-5010	233,508.86	243,795.58	25,802.36	25,802.36	249,034	10%
Group Health Insurance	01-5-110-5130	469,143.70	420,790.13	31,624.33	31,624.33	463,929	7%
Health Ins Claims Pd (Dental)	01-5-110-5131	29,265.19	16,236.00	3,808.80	3,808.80	35,000	11%
Group Life Insurance	01-5-110-5132	1,391.85	1,381.05	112.05	112.05	1,456	8%
Health Insurance Reimb.	01-4-110-4540	(143,896.26)	(139,970.00)	(10,138.21)	(10,138.21)	(147,261)	7%
Unemployment Compensation	01-5-110-5136	0.00	0.00	0.00	0.00	0	0%
Meeting & Conferences	01-5-110-5154	10,976.86	9,075.32	145.77	145.77	13,800	1%
Subscriptions/Ed Materials	01-5-110-5156	697.41	969.05	0.00	0.00	1,500	0%
Gen Admin Personnel & Benefit Expenses		815,629.95	757,667.57	61,405.44	61,405.44	833,347	7%
Repairs/Maint - Bldgs	01-5-110-6010	29,490.02	22,577.04	3,981.97	3,981.97	37,160	11%
Repairs/Maint - Equip	01-5-110-6020	5,021.27	5,322.61	263.75	263.75	5,500	5%
Legal	01-5-110-6110	7,389.97	6,129.15	232.12	232.12	23,400	1%
Other Professional Services	01-5-110-6190	69,382.71	52,965.60	7,070.68	7,070.68	160,161	0%
Back to Business Grant	01-5-110-6191	0.00	0.00	0.00	0.00	0	0%
Telephone	01-5-110-6200	21,790.61	20,891.55	289.78	289.78	23,480	1%
Codification	01-5-110-6225	5,941.33	4,804.52	0.00	0.00	5,000	0%
Other Communications	01-5-110-6290	3,101.48	2,716.86	0.00	0.00	2,520	0%
Gen Admin Contractual Expenses		142,117.39	115,407.33	11,838.30	11,838.30	257,221	5%

General Administration (cont)	Account #	Actual FY 19	Actual FY 21	Month of May	YTD Actual for FY 22	Budget FY 22	100% of budget
Office Supplies	01-5-110-7020	41,698.15	73,977.62	953.80	953.80	110,250	1%
Gas and Oil	01-5-110-7030	195,925.85	239,759.75	0.00	0.00	269,648	0%
Other Supplies	01-5-110-7800	4,934.41	5,703.14	353.36	353.36	4,800	7%
Gen Admin Supplies Expenses		242,558.41	319,440.51	1,307.16	1,307.16	384,698	0%
Miscellaneous Expense	01-5-110-7900	75,992.49	88,883.58	12,062.30	12,062.30	83,840	14%
Reimb of Seized Vehicle Fee	01-5-110-7901	300.00	300.00	0.00	0.00	0	0%
Heritage Days	01-5-110-7902	94,303.95	116,318.11	0.00	0.00	0	0%
Comcast Charges	01-5-110-7903	0.00	0.00	0.00	0.00	0	0%
Historic Preservation	01-5-110-7904	0.00	0.00	0.00	0.00	0	0%
Operating Transfers Out	01-5-110-9999	659,243.00	1,846,636.00	0.00	0.00	2,193,593	0%
Total General Administration Expenses		2,030,145.19	3,244,653.10	86,613.20	86,613.20	3,752,699	2%
NET GENERAL ADMINISTRATION		11,043,634.07	10,379,804.48	2,064,525.08	2,064,525.08	9,138,330	23%
General Fund - Audit Department							
RE Taxes - Audit	01-4-130-4010	20,071.81	20,048.00	7,492.24	7,492.24	20,000	37%
Accounting & Auditing	01-5-130-6100	31,000.00	36,550.00	0.00	0.00	43,700	0%
NET - AUDIT DEPARTMENT		(10,928.19)	(16,502.00)	7,492.24	7,492.24	(23,700)	-32%
General Fund - IMRF Department							
RE Taxes - IMRF	01-4-140-4010	65,160.99	65,073.68	24,328.38	24,328.38	65,000	37%
Replacement Tax	01-4-140-4120	93,615.00	93,615.00	0.00	0.00	90,999	0%
Expense Reimbursement	01-4-140-4940	27,163.09	22,902.11	1,908.54	1,908.54	27,000	7%
Total IMRF Revenues		185,939.08	181,590.79	26,236.92	26,236.92	182,999	14%
IMRF Premium Expense	01-5-140-5120	165,964.27	155,360.86	19,587.26	19,587.26	168,108	12%
NET - IMRF DEPARTMENT		19,974.81	26,229.93	6,649.66	6,649.66	14,891	45%
General Fund - Social Security Department							
RE Taxes - FICA/Med	01-4-150-4010	200,458.46	200,225.56	74,825.55	74,825.55	200,000	37%
Expense Reimbursement	01-4-150-4940	136,303.35	141,794.02	11,704.43	11,704.43	150,007	8%
Library Expense Reimb.	01-4-150-4941	30,369.12	29,872.91	1,841.59	1,841.59	33,983	5%
Total Soc Security Revenues		367,130.93	371,892.49	88,371.57	88,371.57	383,990	23%
FICA Expense	01-5-150-5110	212,627.84	225,776.53	17,358.17	17,358.17	229,617	8%
Medicare Expense	01-5-150-5112	132,929.26	141,856.22	13,260.05	13,260.05	143,128	9%
Total Soc Security Expenses		345,557.10	367,632.75	30,618.22	30,618.22	372,745	8%
NET - SOCIAL SECURITY DEPT		21,573.83	4,259.74	57,753.35	57,753.35	11,245	414%
General Fund - Liability Insurance Dept							
RE Taxes - Ins Liability	01-4-160-4010	300,707.66	300,355.82	112,245.76	112,245.76	300,000	37%
Expense Reimbursement	01-4-160-4940	0.00	0.00	0.00	0.00	-	0%
Total Liability Insurance Revenues		300,707.66	300,355.82	112,245.76	112,245.76	300,000	37%
Insurance Premium	01-5-160-6800	457,401.38	454,790.04	0.00	0.00	459,895	0%
NET - LIABILITY INSURANCE DEPT		(156,693.72)	(154,434.22)	112,245.76	112,245.76	(159,895)	-70%

Police Department	Account #	Actual FY 19	Actual FY 21	Month of May	YTD Actual for FY 22	Budget FY 22	100% of budget
RE Property Tax	01-4-210-4010	1,204,169.39	1,202,740.52	449,479.06	449,479.06	1,201,417	37%
Grants	01-4-210-4150	23,220.96	31,730.51	0.00	0.00	132,047	0%
Police Court Fines	01-4-210-4400	0.00	0.00	4,162.71	4,162.71	48,600	0%
Sex Offender Reg Fee	01-4-210-4480	5,120.00	4,490.00	100.00	100.00	3,252	3%
Miscellaneous Revenues	01-4-210-4900	171,816.00	117,900.24	67,680.22	67,680.22	102,100	66%
Expense Reimbursement	01-4-210-4940	10,604.69	25,272.36	0.00	0.00	0	0%
SRO Reimbursement	01-4-210-4945	0.00	86,515.04	7,975.02	7,975.02	97,812	0%
Sale of Assets	01-4-210-4950	0.00	12,727.33	0.00	0.00	0	0%
Total Police Department Revenues		1,414,931.04	1,481,376.00	529,397.01	529,397.01	1,585,228	33%
Salary - Regular - FT	01-5-210-5010	3,482,996.70	3,586,222.29	296,525.77	296,525.77	3,933,799	8%
Overtime	01-5-210-5040	257,388.47	297,036.04	16,575.40	16,575.40	406,000	4%
Police Pension	01-5-210-5122	1,184,097.58	1,237,250.52	0.00	0.00	1,478,417	0%
Health Insurance	01-5-210-5130	859,401.28	877,431.77	69,107.60	69,107.60	931,161	7%
Dental claims	01-5-210-5131	61,897.10	38,816.95	8,615.44	8,615.44	60,000	14%
Unemployment Compensation	01-5-210-5136	0.00	0.00	0.00	0.00	0	0%
Uniform Allowance	01-5-210-5140	64,457.79	80,001.68	63,600.42	63,600.42	80,573	79%
Training	01-5-210-5152	48,636.26	45,402.84	4,192.66	4,192.66	97,305	4%
Police Dept Personnel & Benefit Expenses		5,958,875.18	6,162,162.09	458,617.29	458,617.29	6,987,255	7%
Repair/Maint-Equipment	01-5-210-6020	19,006.73	22,274.00	225.37	225.37	30,925	1%
Repair/Maint-Vehicles	01-5-210-6030	73,869.32	78,451.40	0.00	0.00	97,800	0%
Telephone/Utilities	01-5-210-6200	44,988.32	41,055.92	23,436.00	23,436.00	4,600	509%
Physical Exams	01-5-210-6810	0.00	760.00	0.00	0.00	2,135	0%
Community Policing	01-5-210-6816	6,891.77	4,795.31	111.14	111.14	13,500	1%
K 9 Program Expenses	01-5-210-6818	3,706.73	7,769.36	97.68	97.68	7,194	1%
Sex Offender State Disburse	01-5-210-6835	2,955.00	2,860.00	0.00	0.00	3,600	0%
Police Department - Contractual Expenses		151,417.87	157,965.99	23,870.19	23,870.19	159,754	15%
Office Supplies	01-5-210-7020	5,951.77	4,977.90	178.72	178.72	8,550	2%
Gas & Oil	01-5-210-7030	91,331.46	86,586.27	0.00	0.00	112,500	0%
Operating Supplies	01-5-210-7040	27,198.27	32,063.10	33.14	33.14	45,325	0%
Miscellaneous Expense	01-5-210-7900	12,406.53	17,541.14	48.20	48.20	31,700	0%
Police Department - Supplies Expense		136,888.03	141,168.41	260.06	260.06	198,075	0%
Equipment	01-5-210-8200	45,757.37	51,244.10	106,380.00	106,380.00	76,700	139%
Vehicles	01-5-210-8300	0.00	0.00	0.00	0.00	0	0%
Total Police Department Expenses		6,292,938.45	6,512,540.59	589,127.54	589,127.54	7,421,784	8%
NET - POLICE DEPARTMENT		(4,878,007)	(5,031,165)	(59,731)	(59,731)	(5,836,556)	1%
Public Safety Building Department							
Salaries - Regular - FT	01-5-215-5010	656,405.23	647,231.55	0.00	0.00	708,827	0%
Other (FICA & IMRF)	01-5-215-5079	106,740.45	97,912.33	0.00	0.00	125,108	0%
Other Contractual Services	01-5-215-6890	376,337.30	334,841.51	0.00	0.00	325,000	0%
NET - PUBLIC SAFETY BLDG DEPT		(1,139,482.98)	(1,079,985.39)	0.00	0.00	(1,158,935)	0%

Fire Department	Account #	Actual FY 19	Actual FY 21	Month of May	YTD Actual for FY 22	Budget FY 22	100% of budget
RE Property Tax	01-4-220-4010	1,023,473.06	1,022,263.58	382,033.88	382,033.88	1,021,132	37%
Grants	01-4-220-4150	6,465.97	18,000.00	0.00	0.00	0	0%
Miscellaneous Revenues	01-4-220-4900	15,181.83	30,471.65	354.53	354.53	25,000	1%
Expense Reimbursement	01-4-220-4940	723.41	0.00	0.00	0.00	0	0%
Sale of Assets	01-4-220-4950	0.00	0.00	0.00	0.00	0	0%
Total Fire Department Revenues		1,045,844.27	1,070,735.23	382,388.41	382,388.41	1,046,132	37%
Salaries - Regular - FT	01-5-220-5010	2,113,028.04	2,182,621.77	241,990.29	241,990.29	2,421,221	10%
Overtime	01-5-220-5040	164,132.42	136,846.08	12,497.04	12,497.04	136,000	9%
Fire Pension	01-5-220-5124	1,003,401.25	1,036,418.58	0.00	0.00	1,171,834	0%
Health Insurance	01-5-220-5130	497,102.45	501,143.78	42,019.22	42,019.22	563,337	7%
Dental Insurance	01-5-220-5131	21,475.39	22,802.26	2,978.40	2,978.40	30,000	10%
Unemployment Compensation	01-5-220-5136	0.00	0.00	0.00	0.00	0	0%
Uniform Allowance	01-5-220-5140	35,179.94	29,863.51	36,676.16	36,676.16	41,500	88%
Training	01-5-220-5152	25,591.17	12,084.22	325.25	325.25	20,000	2%
Fire Depart Personnel & Benefits Expenses		3,859,910.66	3,921,780.20	336,486.36	336,486.36	4,383,892	8%
Repair/Maint-Bldg	01-5-220-6010	16,496.91	50,548.36	85.82	85.82	40,000	0%
Repair/Maint-Equipment	01-5-220-6020	14,161.97	10,528.87	61.17	61.17	17,000	0%
Repair/Maint-Vehicles	01-5-220-6030	29,835.21	36,015.74	107.62	107.62	55,000	0%
Telephone/Utilities	01-5-220-6200	9,898.30	12,670.09	340.35	340.35	10,540	3%
Physical Exams	01-5-220-6810	775.00	758.28	0.00	0.00	2,500	0%
Fire Prevention	01-5-220-6822	8,658.69	10,882.27	1,410.00	1,410.00	12,000	12%
Emergency Med Supplies	01-5-220-6824	6,832.05	11,333.70	198.10	198.10	11,500	2%
Fire Department - Contractual Expenses		86,658.13	132,737.31	2,203.06	2,203.06	148,540	1%
Office Supplies	01-5-220-7020	11,513.87	8,184.19	1,275.95	1,275.95	15,300	8%
Gas & Oil	01-5-220-7030	19,560.59	18,649.42	0.00	0.00	20,000	0%
Operating Supplies	01-5-220-7040	8,167.34	9,249.97	50.06	50.06	10,000	1%
Miscellaneous Expense	01-5-220-7900	556.94	653.44	201.07	201.07	1,000	20%
Fire Department - Supplies Expenses		39,798.74	36,737.02	1,527.08	1,527.08	46,300	3%
Equipment	01-5-220-8200	30,052.31	25,895.72	159.90	159.90	25,000	1%
Total Fire Department Expenses		4,016,419.84	4,117,150.25	340,376.40	340,376.40	4,603,732	7%
NET - FIRE DEPARTMENT		(2,970,575.57)	(3,046,415.02)	42,012.01	42,012.01	(3,557,600)	-1%
Police & Fire Commission Department							
Physical Exams	01-5-225-6810	5,306.86	5,448.25	0.00	0.00	16,500	0%
Other Contractual Services	01-5-225-6890	8,242.17	8,157.17	0.00	0.00	10,015	0%
NET - POLICE & FIRE COMMISSION		(13,549.03)	(13,605.42)	0.00	0.00	(26,515)	0%

Community Development	Account #	Actual FY 19	Actual FY 21	Month of May	YTD Actual for FY 22	Budget FY 22	100% of budget
Building Permits	01-4-230-4300	127,617.70	123,063.26	15,069.00	15,069.00	165,000	9%
Electric Permits	01-4-230-4310	10,156.00	10,819.69	732.50	732.50	16,000	5%
Electrician Certification Fees	01-4-230-4315	2,900.00	3,050.00	250.00	250.00	3,000	8%
Plumbing Permits	01-4-230-4320	7,132.50	1,019.08	0.00	0.00	5,000	0%
HVAC Permits	01-4-230-4330	3,035.00	2,426.32	275.00	275.00	5,000	6%
Plan Review Fees	01-4-230-4340	14,167.00	8,399.28	1,106.00	1,106.00	25,000	4%
Sidewalk/Lot Grading Fees	01-4-230-4350	677.50	1,667.50	1,952.50	1,952.50	6,000	33%
Insulation Permits	01-4-230-4360	767.50	555.00	20.00	20.00	800	3%
Fire Review Fees	01-4-230-4365			96.00	96.00	2,750	0%
Zoning Review Fee	01-4-230-4370	2,615.00	2,382.50	815.00	815.00	3,400	24%
Code Enforcement	01-4-230-4380	6,500.00	5,100.00	300.00	300.00	6,500	5%
Other Permits	01-4-230-4390	4,620.00	4,810.00	970.00	970.00	5,500	18%
Miscellaneous Revenues	01-4-230-4900	305.00	58.95	0.00	0.00	200	0%
Expense Reimbursement	01-4-230-4940	3,696.39	1,025.82	271.44	271.44	2,030	13%
Planning Fees	01-4-230-4950	17,425.00	3,762.50	0.00	0.00	8,600	0%
Planning Misc.	01-4-230-4955	3,140.00	7,340.50	460.00	460.00	950	48%
Building Department - Revenues		204,754.59	175,480.40	22,317.44	22,317.44	255,730	9%
Salaries- Regular - FT	01-5-230-5010	244,444.80	238,062.20	19,567.89	19,567.89	271,629	7%
FICA	01-5-230-5079	17,964.90	18,682.88	1,496.95	1,496.95	20,780	7%
IMRF	01-5-230-5120	27,163.09	22,902.11	1,908.54	1,908.54	26,827	7%
Health Ins Expense	01-5-230-5130	85,458.67	64,424.18	4,788.16	4,788.16	71,876	7%
Dental Insurance	01-5-230-5131	3,608.00	3,633.60	72.80	72.80	4,000	2%
Unemployment	01-5-230-5136	0.00	0.00	0.00	0.00	0	0%
Training	01-5-230-5152	3,398.57	3,617.86	0.00	0.00	5,000	0%
Building Dept Personnel & Benefits Expense		382,038.03	351,322.83	27,834.34	27,834.34	400,112	7%
Repair/Maint - Equip	01-5-230-6020	7,339.11	5,970.33	947.50	947.50	6,100	16%
Repair/Maint - Vehicles	01-5-230-6030	489.59	114.64	0.00	0.00	1,000	0%
Other Professional Services	01-5-230-6190	46,519.84	31,195.97	1,625.00	1,625.00	47,000	3%
Telephone	01-5-230-6200	2,660.30	2,350.96	0.00	0.00	2,400	0%
Postage	01-5-230-6210	5,158.88	2,322.87	0.00	0.00	3,700	0%
Printing & Publishing	01-5-230-6220	3,334.70	2,065.60	125.00	125.00	2,743	5%
Other Contractual Services	01-5-230-6890	0.00	0.00	0.00	0.00	6,150	0%
Building Department - Contractual Expenses		65,502.42	44,020.37	2,697.50	2,697.50	69,093	4%
Office Supplies	01-5-230-7020	6,765.38	4,308.31	151.24	151.24	9,000	2%
Gas & Oil	01-5-230-7030	627.54	826.41	0.00	0.00	1,000	0%
Miscellaneous Expense	01-5-230-7900	199.42	1,429.00	0.00	0.00	750	0%
Operating Transfer Out	01-5-230-9999	0.00	0.00	0.00	0.00	0	0%
Building Department - Supplies Expenses		7,592.34	6,563.72	151.24	151.24	10,750	1%
Total Building Department Expenses		455,132.79	401,906.92	30,683.08	30,683.08	479,955	6%
NET - BUILDING DEPARTMENT		(250,378.20)	(226,426.52)	(8,365.64)	(8,365.64)	(224,225)	4%
Civil Defense Department							
RE Tax - Civil Defense	01-4-240-4010	7,018.63	7,025.27	2,621.73	2,621.73	7,000	37%
Miscellaneous Revenues	01-4-240-4900	0.00	0.00	0.00	0.00	0	0%
Miscellaneous Expense	01-5-240-7900	5,265.00	8,794.00	0.00	0.00	7,000	0%
NET - CIVIL DEFENSE DEPARTMENT		1,753.63	(1,768.73)	2,621.73	2,621.73	0	#DIV/0!

Street Department	Account #	Actual FY 19	Actual FY 21	Month of May	YTD Actual for FY 22	Budget FY 22	100% of budget
RE Tax - Road & Bridge	01-4-310-4010	324,161.48	319,897.13	118,443.05	118,443.05	320,000	37%
Grants	01-4-310-4150	51,100.20	35,309.53	0.00	0.00	0	0%
Sidewalk/Driveway/Lot Grading	01-4-310-4350	2,524.00	0.00	0.00	0.00	0	0%
Miscellaneous Revenues	01-4-310-4900	3,046.51	1,375.00	0.00	0.00	3,000	0%
Expense Reimbursement	01-4-310-4940	83,599.28	31,097.21	0.00	0.00	10,000	0%
Expense Reimbursement	01-5-310-4940	(39,605.40)	0.00	0.00	0.00	-	0%
Sale of Assets	01-4-310-4950	21,338.70	0.00	0.00	0.00	-	0%
Street Department - Revenues		446,164.77	387,678.87	118,443.05	118,443.05	333,000	36%
Salaries - Regular - FT	01-5-310-5010	583,118.92	660,525.39	53,016.84	53,016.84	703,850	8%
Overtime	01-5-310-5040	48,528.08	50,096.91	682.60	682.60	45,000	2%
Health Insurance	01-5-310-5130	148,531.47	189,913.60	15,154.60	15,154.60	204,560	7%
Uniform Allowance	01-5-310-5140	15,546.66	15,911.71	0.00	0.00	16,000	0%
Training	01-5-310-5152	150.00	267.40	0.00	0.00	1,500	0%
Street Dept - Personnel & Benefits Expenses		795,875.13	916,715.01	68,854.04	68,854.04	970,910	7%
Repair/Maint - Storm Drain	01-5-310-6001	34,852.73	27,402.98	250.00	250.00	30,000	1%
Repair/Maint - St/Parking Lot	01-5-310-6002	103,068.06	153,329.79	3,432.30	3,432.30	97,500	4%
Repair/Maint - Sidewalk/Curb	01-5-310-6003	40,493.85	65,458.33	(4,617.17)	(4,617.17)	40,000	-12%
Repair/Maint - Building	01-5-310-6010	4,650.21	34,178.02	274.05	274.05	10,000	3%
Repair/Maint - Equipment	01-5-310-6020	108,432.84	117,906.20	667.79	667.79	110,000	1%
Repair/Maint - Traffic Signal	01-5-310-6024	73,972.81	29,222.52	0.00	0.00	30,000	0%
Telephone/Utilities	01-5-310-6200	7,781.33	10,360.46	11.69	11.69	8,000	0%
Leaf Clean-up/Removal	01-5-310-6826	912.00	11,476.50	0.00	0.00	12,000	0%
Street Department - Contractual Expenses		374,163.83	449,334.80	18.66	18.66	337,500	0%
Office Supplies	01-5-310-7020	2,836.57	3,493.18	137.50	137.50	6,000	2%
Gas & Oil	01-5-310-7030	79,669.29	54,960.72	1,696.53	1,696.53	75,000	2%
Operating Supplies	01-5-310-7040	28,398.03	25,081.56	(43.73)	(43.73)	30,000	0%
Miscellaneous Expense	01-5-310-7900	1,818.11	4,416.39	130.00	130.00	2,000	0%
Street Department - Supplies Expenses		112,722.00	87,951.85	1,920.30	1,920.30	113,000	2%
Equipment	01-5-310-8200	0.00	45,100.00	0.00	0.00	0	0%
Total Street Department Expenses		1,282,760.96	1,499,101.66	70,793.00	70,793.00	1,421,410	5%
NET - STREET DEPARTMENT		(836,596.19)	(1,111,422.79)	47,650.05	47,650.05	(1,088,410)	-4%
Street Lighting							
RE Tax - Street Lighting	01-4-330-4010	210,494.34	210,229.60	78,571.67	78,571.67	210,000	37%
Expense Reimbursement	01-5-330-4940	0.00	0.00	0.00	0.00	0	0%
Repair/ Maint - Street Light	01-5-330-6022	18,840.36	14,679.97	6,661.94	6,661.94	10,000	67%
Street Lighting - electricity	01-5-330-6310	278,935.37	258,256.39	19,567.43	19,567.43	230,000	9%
NET - STREET LIGHTING		(87,281.39)	(62,706.76)	52,342.30	52,342.30	(30,000)	-174%

	Account #	Actual FY 19	Actual FY 21	Month of May	YTD Actual for FY 22	Budget FY 22	100% of budget
Landfill Department							
RE Tax - Refuse/Landfill	01-4-335-4010	50,124.61	50,065.13	18,717.58	18,717.58	50,000	37%
Miscellaneous Revenue	01-4-335-4900	0.00	0.00	0.00	0.00	0	0%
Miscellaneous Expenses	01-5-335-7900	52,605.91	53,019.65	0.00	0.00	54,000	0%
NET - GARBAGE DEPARTMENT		(2,481.30)	(2,954.52)	18,717.58	18,717.58	(4,000)	-468%
Forestry Department							
RE Tax - Forestry	01-4-340-4010	40,118.67	40,056.08	14,971.44	14,971.44	40,000	37%
Other Fees	01-4-340-4490	0.00	0.00	0.00	0.00	0	0%
Miscellaneous	01-4-340-4900	0.00	0.00	0.00	0.00	0	0%
Forestry Department Revenues		40,118.67	40,056.08	14,971.44	14,971.44	40,000	37%
Repair/ Maint - Other	01-5-340-6090	0.00	0.00	0.00	0.00	0	0%
Tree Removal or Purchase	01-5-340-6850	43,869.65	30,694.15	0.00	0.00	40,000	0%
Miscellaneous Expense	01-5-340-7900	0.00	0.00	0.00	0.00	-	0%
Forestry Department Expenses		43,869.65	30,694.15	0.00	0.00	40,000	0%
NET - FORESTRY DEPARTMENT		(3,750.98)	9,361.93	14,971.44	14,971.44	0	0%
Engineering Department							
Engineering	01-5-360-6140	8,652.64	24,055.56	0.00	0.00	27,000	0%
Subdivision Expense	01-5-360-6824	2,277.50	414.00	0.00	0.00	10,000	0%
Office Supplies	01-5-360-7020	6,181.27	5,398.67	22.92	22.92	7,200	0%
Gas & Oil	01-5-360-7030	0.00	0.00	0.00	0.00	-	0%
NET - ENGINEERING DEPARTMENT		(17,111.41)	(29,868.23)	(22.92)	(22.92)	(44,200)	0%
Health / Social Services							
Council on Aging	01-5-410-6830	23,000.00	23,000.00	0.00	0.00	23,000	0%
Demolition / Nuisance	01-5-410-6832	1,630.00	1,628.00	65.00	65.00	5,000	0%
NET - HEALTH / SOCIAL SERVICES		(24,630.00)	(24,628.00)	(65.00)	(65.00)	(28,000)	0%
Economic Development							
Planning Dept Services	01-5-610-6150	28,171.00	38,911.59	0.00	0.00	27,500	0%
Economic / Business	01-5-610-6840	73,000.00	84,945.00	0.00	0.00	92,290	0%
Tourism	01-5-610-6842	6,000.00	5,000.00	0.00	0.00	5,000	0%
Historic Preservation	01-5-610-6844	7,782.89	19,199.64	0.00	0.00	5,000	0%
NET - ECONOMIC DEVELOPMENT		(114,953.89)	(148,056.23)	0.00	0.00	(129,790)	0%
Buchanan Street Strolls							
Strolls Vendor Fee	01-4-615-4490	0.00	1,040.00	675.00	675.00	3,000	23%
Strolls Sponsors	01-4-615-4495	0.00	6,750.00	1,250.00	1,250.00	6,000	21%
Strolls Miscellaneous	01-4-615-4900	0.00	0.00	0.00	0.00	4,800	0%
STROLLS REVENUE		0.00	7,790.00	1,925.00	1,925.00	(13,800)	0%
Buchanan Strolls Entertainment	01-5-615-6190	0.00	0.00	1,790.00	1,790.00	12,000	15%
Buchanan Strolls Supplies	01-5-615-7040	0.00	0.00	0.00	0.00	4,000	0%
Buchanan Strolls Misc.	01-5-615-7900	0.00	0.00	0.00	0.00	3,500	0%
STROLLS EXPENSES		0.00	0.00	1,790.00	1,790.00	(19,500)	0%
NET - BUCHANAN STREET STROLLS		0.00	7,790.00	135.00	135.00	5,700	0%
Utility Tax Dept.							
Utility Tax - Electric	01-4-751-4131	1,416,157.49	1,290,603.64	81,741.50	81,741.50	1,269,429	6%
Utility Tax - Gas	01-4-751-4132	364,109.68	350,947.60	117,242.15	117,242.15	931,633	13%
Utility Tax - Telephone	01-4-751-4133	230,453.27	208,486.70	12,278.65	12,278.65	190,496	6%
Grants	01-4-751-4150	318,185.11	0.00	0.00	0.00	0	0%
Expense Reimbursement	01-4-751-4940	6,768.29	0.00	0.00	0.00	0	0%
Tripp Rd. Reconstruction	01-5-751-8056	563,641.56	58,411.36	0.00	0.00	0	0%
Southside Stormsewer Study	01-5-751-8058	24,289.75	0.00	0.00	0.00	0	0%
Bellwood Detention Basin	01-5-751-8060	35,002.50	0.00	0.00	0.00	0	0%
Poplar Grove/ Lawrenceville Int	01-5-751-8062	2,290.00	0.00	0.00	0.00	0	0%
		1,710,450.03	1,791,626.58	211,262.30	211,262.30	2,391,558	9%
TOTAL GENERAL FUND REVENUES		19,702,753.50	19,778,819.20	3,766,100.40	3,766,100.40	19,696,666	19%
TOTAL GENERAL FUND EXPENSES		17,411,787.39	18,509,684.96	1,195,905.99	1,195,905.99	20,458,168	6%
NET REV OVER (UNDER) EXP		2,290,966.11	1,269,134.24	2,570,194.41	2,570,194.41	(761,501)	

INCOME STATEMENT FOR THE GENERAL FUND

				Through	June	2021	
	Account #	Actual FY 20	Actual FY 21	Month of June	YTD Actual for FY 22	Budget FY 22	100% of budget
General Administration							
RE Property Tax	01-4-110-4010	1,771,339.58	1,764,843.02	299,836.90	961,800.91	1,769,385	54%
Hotel / Motel Tax	01-4-110-4011	3,312.40	832.29	0.00	0.00	2,820	0%
Auto Rental Tax	01-4-110-4012	8,204.62	3,241.80	557.93	1,118.83	5,400	21%
Muni Infrastructure Maint	01-4-110-4013	104,268.24	83,559.00	6,147.79	12,287.11	94,200	13%
State Income Tax	01-4-110-4100	2,773,012.39	2,617,828.63	377,737.96	808,258.85	2,837,376	28%
Home Rule Sales Tax	01-4-110-4109	1,126,401.37	966,063.30	111,035.96	189,720.07	1,070,950	18%
Muni Sales Tax	01-4-110-4110	3,650,909.59	3,315,820.66	406,058.22	711,617.34	3,605,177	20%
Sales Tax to Developer	01-4-110-4111	0.00	0.00	0.00	0.00	0	0%
Local Use Tax	01-4-110-4112	882,828.38	1,069,268.04	85,065.51	151,604.72	1,138,532	13%
Local Motor Fuel Tax	01-4-110-4113	555,545.47	433,731.96	42,530.44	78,741.29	504,000	16%
Cannabis Tax	01-4-110-4115	4,186.72	18,013.30	3,401.72	6,333.11	23,794	0%
Replacement Tax	01-4-110-4120	592,182.72	414,048.97	8,779.54	188,041.45	527,150	36%
Repl Tax Dist to Pensions	01-4-110-4121	(268,051.00)	(264,297.00)	0.00	0.00	(264,297)	0%
Grants	01-4-110-4150	780.00	1,441,866.38	0.00	0.00	0	0%
Business License	01-4-110-4200	14,720.00	8,710.00	260.00	6,360.00	13,865	46%
Liquor License & Fines	01-4-110-4210	122,000.00	176,650.00	0.00	89,900.00	119,650	75%
Amusement Machine	01-4-110-4230	79,000.00	64,329.34	2,500.00	83,000.00	100,000	83%
Court Fines	01-4-110-4400	245,626.72	129,281.93	12,311.30	32,211.68	218,550	15%
Parking Fines	01-4-110-4410	16,215.00	4,560.00	25.00	225.00	14,735	2%
Seized Vehicle Fee	01-4-110-4420	52,951.00	28,700.00	4,500.00	7,200.00	50,400	14%
Engr Fees-Subdivision	01-4-110-4430	7,650.00	0.00	0.00	0.00	10,000	0%
Video Gambling	01-4-110-4440	385,882.34	198,709.63	50,795.97	101,558.77	385,800	26%
Franchise Fees	01-4-110-4450	274,773.86	264,362.08	0.00	68,175.84	263,547	26%
Comcast Fees	01-4-110-4455	0.00	0.00	0.00	0.00	0	0%
Death/Birth Certificates	01-4-110-4460	20,140.58	20,182.00	2,332.00	5,270.00	20,342	26%
Accident/Fire Reports	01-4-110-4470	4,354.80	2,840.00	285.00	650.00	4,350	15%
Annexation/Plat Fees	01-4-110-4471	0.00	0.00	0.00	0.00	20,000	0%
Tipping Fees	01-4-110-4472	44,938.58	52,265.61	(8,148.48)	962.22	62,718	2%
Fuel Charges (outside vendors)	01-4-110-4550	266,766.97	261,870.48	31,680.26	48,091.69	255,285	19%
Interest Income	01-4-110-4600	212,331.78	95,686.46	586.33	7,007.10	24,000	29%
Misc Revenues	01-4-110-4900	44,213.01	33,452.50	4,600.00	5,100.00	13,300	38%
Heritage Days	01-4-110-4901	69,885.14	18,830.20	44,123.97	72,905.62	0	0%
Historic Pres. Fund Raising	01-4-110-4902	7,409.00	600.00	500.00	500.00	0	0%
Historic Pres. Grant Reimb.	01-4-110-4903	0.00	0.00	9,840.00	9,840.00	0	0%
Sale of Assets	01-4-110-4950	0.00	398,607.00	0.00	0.00	0	0%
Operating Transfer in (Reserve)	01-4-110-9998	0.00	0.00	0.00	0.00	0	0%
Total General Administration Revenues		13,073,779.26	13,624,457.58	1,497,343.32	3,648,481.60	12,891,029	28%
Salaries - Elected Officials	01-5-110-5000	214,542.34	205,390.44	10,050.34	20,100.68	215,889	9%
Salaries - Regular - FT	01-5-110-5010	233,508.86	243,795.58	21,653.04	47,455.40	249,034	19%
Group Health Insurance	01-5-110-5130	469,143.70	420,790.13	33,575.51	65,199.84	463,929	14%
Health Ins Claims Pd (Dental)	01-5-110-5131	29,265.19	16,236.00	1,112.00	4,920.80	35,000	14%
Group Life Insurance	01-5-110-5132	1,391.85	1,381.05	102.60	214.65	1,456	15%
Health Insurance Reimb.	01-4-110-4540	(143,896.26)	(139,970.00)	(10,871.59)	(21,009.80)	(147,261)	14%
Unemployment Compensation	01-5-110-5136	0.00	0.00	0.00	0.00	0	0%
Meeting & Conferences	01-5-110-5154	10,976.86	9,075.32	0.00	145.77	13,800	1%
Subscriptions/Ed Materials	01-5-110-5156	697.41	969.05	0.00	0.00	1,500	0%
Gen Admin Personnel & Benefit Expenses		815,629.95	757,667.57	55,621.90	117,027.34	833,347	14%
Repairs/Maint - Bldgs	01-5-110-6010	29,490.02	22,577.04	1,549.71	5,531.68	37,160	15%
Repairs/Maint - Equip	01-5-110-6020	5,021.27	5,322.61	263.75	527.50	5,500	10%
Legal	01-5-110-6110	7,389.97	6,129.15	1,134.73	1,366.85	23,400	6%
Other Professional Services	01-5-110-6190	69,382.71	52,965.60	16,533.56	23,604.24	160,161	0%
Back to Business Grant	01-5-110-6191	0.00	0.00	0.00	0.00	0	0%
Telephone	01-5-110-6200	21,790.61	20,891.55	470.58	760.36	23,480	3%
Codification	01-5-110-6225	5,941.33	4,804.52	0.00	0.00	5,000	0%
Other Communications	01-5-110-6290	3,101.48	2,716.86	113.64	113.64	2,520	5%
Gen Admin Contractual Expenses		142,117.39	115,407.33	20,065.97	31,904.27	257,221	12%

General Administration (cont)	Account #	Actual FY 19	Actual FY 21	Month of June	YTD Actual for FY 22	Budget FY 22	100% of budget
Office Supplies	01-5-110-7020	41,698.15	73,977.62	4,923.10	5,876.90	110,250	5%
Gas and Oil	01-5-110-7030	195,925.85	239,759.75	32,968.01	32,968.01	269,648	12%
Other Supplies	01-5-110-7800	4,934.41	5,703.14	304.16	657.52	4,800	14%
Gen Admin Supplies Expenses		242,558.41	319,440.51	38,195.27	39,502.43	384,698	10%
Miscellaneous Expense	01-5-110-7900	75,992.49	88,883.58	11,777.50	23,839.80	83,840	28%
Reimb of Seized Vehicle Fee	01-5-110-7901	300.00	300.00	0.00	0.00	0	0%
Heritage Days	01-5-110-7902	94,303.95	116,318.11	48,100.35	48,100.35	0	0%
Comcast Charges	01-5-110-7903	0.00	0.00	0.00	0.00	0	0%
Historic Preservation	01-5-110-7904	0.00	0.00	0.00	0.00	0	0%
Operating Transfers Out	01-5-110-9999	659,243.00	1,846,636.00	0.00	0.00	2,193,593	0%
Total General Administration Expenses		2,030,145.19	3,244,653.10	173,760.99	260,374.19	3,752,699	7%
NET GENERAL ADMINISTRATION		11,043,634.07	10,379,804.48	1,323,582.33	3,388,107.41	9,138,330	37%
General Fund - Audit Department							
RE Taxes - Audit	01-4-130-4010	20,071.81	20,048.00	3,393.62	10,885.86	20,000	54%
Accounting & Auditing	01-5-130-6100	31,000.00	36,550.00	14,275.00	14,275.00	43,700	33%
NET - AUDIT DEPARTMENT		(10,928.19)	(16,502.00)	(10,881.38)	(3,389.14)	(23,700)	14%
General Fund - IMRF Department							
RE Taxes - IMRF	01-4-140-4010	65,160.99	65,073.68	11,019.54	35,347.92	65,000	54%
Replacement Tax	01-4-140-4120	93,615.00	93,615.00	0.00	0.00	90,999	0%
Expense Reimbursement	01-4-140-4940	27,163.09	22,902.11	1,979.29	3,887.83	27,000	14%
Total IMRF Revenues		185,939.08	181,590.79	12,998.83	39,235.75	182,999	21%
IMRF Premium Expense	01-5-140-5120	165,964.27	155,360.86	12,339.68	31,926.94	168,108	19%
NET - IMRF DEPARTMENT		19,974.81	26,229.93	659.15	7,308.81	14,891	49%
General Fund - Social Security Department							
RE Taxes - FICA/Med	01-4-150-4010	200,458.46	200,225.56	33,892.25	108,717.80	200,000	54%
Expense Reimbursement	01-4-150-4940	136,303.35	141,794.02	10,802.79	22,507.22	150,007	15%
Library Expense Reimb.	01-4-150-4941	30,369.12	29,872.91	2,004.79	3,846.38	33,983	11%
Total Soc Security Revenues		367,130.93	371,892.49	46,699.83	135,071.40	383,990	35%
FICA Expense	01-5-150-5110	212,627.84	225,776.53	16,272.63	33,630.80	229,617	15%
Medicare Expense	01-5-150-5112	132,929.26	141,856.22	10,305.31	23,565.36	143,128	16%
Total Soc Security Expenses		345,557.10	367,632.75	26,577.94	57,196.16	372,745	15%
NET - SOCIAL SECURITY DEPT		21,573.83	4,259.74	20,121.89	77,875.24	11,245	593%
General Fund - Liability Insurance Dept							
RE Taxes - Ins Liability	01-4-160-4010	300,707.66	300,355.82	50,841.77	163,087.53	300,000	54%
Expense Reimbursement	01-4-160-4940	0.00	0.00	0.00	0.00	-	0%
Total Liability Insurance Revenues		300,707.66	300,355.82	50,841.77	163,087.53	300,000	54%
Insurance Premium	01-5-160-6800	457,401.38	454,790.04	0.00	0.00	459,895	0%
NET - LIABILITY INSURANCE DEPT		(156,693.72)	(154,434.22)	50,841.77	163,087.53	(159,895)	-102%

Police Department	Account #	Actual FY 19	Actual FY 21	Month of June	YTD Actual for FY 22	Budget FY 22	100% of budget
RE Property Tax	01-4-210-4010	1,204,169.39	1,202,740.52	203,591.75	653,070.81	1,201,417	54%
Grants	01-4-210-4150	23,220.96	31,730.51	3,580.96	3,580.96	132,047	3%
Police Court Fines	01-4-210-4400	0.00	0.00	3,809.66	7,972.37	48,600	0%
Sex Offender Reg Fee	01-4-210-4480	5,120.00	4,490.00	600.00	700.00	3,252	22%
Miscellaneous Revenues	01-4-210-4900	171,816.00	117,900.24	811.21	68,491.43	102,100	67%
Expense Reimbursement	01-4-210-4940	10,604.69	25,272.36	223.00	223.00	0	0%
SRO Reimbursement	01-4-210-4945	0.00	86,515.04	0.00	7,975.02	97,812	0%
Sale of Assets	01-4-210-4950	0.00	12,727.33	0.00	0.00	0	0%
Total Police Department Revenues		1,414,931.04	1,481,376.00	212,616.58	742,013.59	1,585,228	47%
Salary - Regular - FT	01-5-210-5010	3,482,996.70	3,586,222.29	268,423.40	564,949.17	3,933,799	14%
Overtime	01-5-210-5040	257,388.47	297,036.04	25,119.30	41,694.70	406,000	10%
Police Pension	01-5-210-5122	1,184,097.58	1,237,250.52	0.00	0.00	1,478,417	0%
Health Insurance	01-5-210-5130	859,401.28	877,431.77	67,609.45	136,717.05	931,161	15%
Dental claims	01-5-210-5131	61,897.10	38,816.95	3,604.00	12,219.44	60,000	20%
Unemployment Compensation	01-5-210-5136	0.00	0.00	0.00	0.00	0	0%
Uniform Allowance	01-5-210-5140	64,457.79	80,001.68	0.00	63,600.42	80,573	79%
Training	01-5-210-5152	48,636.26	45,402.84	1,905.08	6,097.74	97,305	6%
Police Dept Personnel & Benefit Expenses		5,958,875.18	6,162,162.09	366,661.23	825,278.52	6,987,255	12%
Repair/Maint-Equipment	01-5-210-6020	19,006.73	22,274.00	1,163.58	1,388.95	30,925	4%
Repair/Maint-Vehicles	01-5-210-6030	73,869.32	78,451.40	12,759.51	12,759.51	97,800	13%
Telephone/Utilities	01-5-210-6200	44,988.32	41,055.92	1,426.65	24,862.65	4,600	540%
Physical Exams	01-5-210-6810	0.00	760.00	0.00	0.00	2,135	0%
Community Policing	01-5-210-6816	6,891.77	4,795.31	169.92	281.06	13,500	2%
K 9 Program Expenses	01-5-210-6818	3,706.73	7,769.36	3,478.73	3,576.41	7,194	50%
Sex Offender State Disburse	01-5-210-6835	2,955.00	2,860.00	195.00	195.00	3,600	0%
Police Department - Contractual Expenses		151,417.87	157,965.99	19,193.39	43,063.58	159,754	27%
Office Supplies	01-5-210-7020	5,951.77	4,977.90	747.94	926.66	8,550	11%
Gas & Oil	01-5-210-7030	91,331.46	86,586.27	5,453.33	5,453.33	112,500	5%
Operating Supplies	01-5-210-7040	27,198.27	32,063.10	182.04	215.18	45,325	0%
Miscellaneous Expense	01-5-210-7900	12,406.53	17,541.14	1,255.35	1,303.55	31,700	4%
Police Department - Supplies Expense		136,888.03	141,168.41	7,638.66	7,898.72	198,075	4%
Equipment	01-5-210-8200	45,757.37	51,244.10	5,096.98	111,476.98	76,700	145%
Vehicles	01-5-210-8300	0.00	0.00	0.00	0.00	0	0%
Total Police Department Expenses		6,292,938.45	6,512,540.59	398,590.26	987,717.80	7,421,784	13%
NET - POLICE DEPARTMENT		(4,878,007)	(5,031,165)	(185,974)	(245,704)	(5,836,556)	4%
Public Safety Building Department							
Salaries - Regular - FT	01-5-215-5010	656,405.23	647,231.55	49,916.19	49,916.19	708,827	7%
Other (FICA & IMRF)	01-5-215-5079	106,740.45	97,912.33	8,221.20	8,221.20	125,108	7%
Other Contractual Services	01-5-215-6890	376,337.30	334,841.51	18,977.30	18,977.30	325,000	6%
NET - PUBLIC SAFETY BLDG DEPT		(1,139,482.98)	(1,079,985.39)	22,717.69	(77,114.69)	(1,158,935)	7%

Fire Department	Account #	Actual FY 19	Actual FY 21	Month of June	YTD Actual for FY 22	Budget FY 22	100% of budget
RE Property Tax	01-4-220-4010	1,023,473.06	1,022,263.58	173,042.43	555,076.31	1,021,132	54%
Grants	01-4-220-4150	6,465.97	18,000.00	6,147.33	6,147.33	0	0%
Miscellaneous Revenues	01-4-220-4900	15,181.83	30,471.65	360.00	714.53	25,000	3%
Expense Reimbursement	01-4-220-4940	723.41	0.00	0.00	0.00	0	0%
Sale of Assets	01-4-220-4950	0.00	0.00	0.00	0.00	0	0%
Total Fire Department Revenues		1,045,844.27	1,070,735.23	179,549.76	561,938.17	1,046,132	54%
Salaries - Regular - FT	01-5-220-5010	2,113,028.04	2,182,621.77	163,987.59	405,977.88	2,421,221	17%
Overtime	01-5-220-5040	164,132.42	136,846.08	21,031.37	33,528.41	136,000	25%
Fire Pension	01-5-220-5124	1,003,401.25	1,036,418.58	0.00	0.00	1,171,834	0%
Health Insurance	01-5-220-5130	497,102.45	501,143.78	41,517.87	83,537.09	563,337	15%
Dental Insurance	01-5-220-5131	21,475.39	22,802.26	1,082.40	4,060.80	30,000	14%
Unemployment Compensation	01-5-220-5136	0.00	0.00	0.00	0.00	0	0%
Uniform Allowance	01-5-220-5140	35,179.94	29,863.51	472.94	37,149.10	41,500	90%
Training	01-5-220-5152	25,591.17	12,084.22	986.63	1,311.88	20,000	7%
Fire Depart Personnel & Benefits Expenses		3,859,910.66	3,921,780.20	229,078.80	565,565.16	4,383,892	13%
Repair/Maint-Bldg	01-5-220-6010	16,496.91	50,548.36	2,695.08	2,780.90	40,000	7%
Repair/Maint-Equipment	01-5-220-6020	14,161.97	10,528.87	2,733.24	2,794.41	17,000	16%
Repair/Maint-Vehicles	01-5-220-6030	29,835.21	36,015.74	247.09	354.71	55,000	1%
Telephone/Utilities	01-5-220-6200	9,898.30	12,670.09	1,629.47	1,969.82	10,540	19%
Physical Exams	01-5-220-6810	775.00	758.28	0.00	0.00	2,500	0%
Fire Prevention	01-5-220-6822	8,658.69	10,882.27	(1,210.05)	199.95	12,000	2%
Emergency Med Supplies	01-5-220-6824	6,832.05	11,333.70	1,236.03	1,434.13	11,500	12%
Fire Department - Contractual Expenses		86,658.13	132,737.31	7,330.86	9,533.92	148,540	6%
Office Supplies	01-5-220-7020	11,513.87	8,184.19	1,767.25	3,043.20	15,300	20%
Gas & Oil	01-5-220-7030	19,560.59	18,649.42	1,148.25	1,148.25	20,000	6%
Operating Supplies	01-5-220-7040	8,167.34	9,249.97	873.44	923.50	10,000	9%
Miscellaneous Expense	01-5-220-7900	556.94	653.44	0.00	201.07	1,000	20%
Fire Department - Supplies Expenses		39,798.74	36,737.02	3,788.94	5,316.02	46,300	11%
Equipment	01-5-220-8200	30,052.31	25,895.72	2,810.16	2,970.06	25,000	12%
Total Fire Department Expenses		4,016,419.84	4,117,150.25	243,008.76	583,385.16	4,603,732	13%
NET - FIRE DEPARTMENT		(2,970,575.57)	(3,046,415.02)	(63,459.00)	(21,446.99)	(3,557,600)	1%
Police & Fire Commission Department							
Physical Exams	01-5-225-6810	5,306.86	5,448.25	0.00	0.00	16,500	0%
Other Contractual Services	01-5-225-6890	8,242.17	8,157.17	1,273.75	1,273.75	10,015	13%
NET - POLICE & FIRE COMMISSION		(13,549.03)	(13,605.42)	1,273.75	(1,273.75)	(26,515)	5%

Community Development	Account #	Actual FY 19	Actual FY 21	Month of June	YTD Actual for FY 22	Budget FY 22	100% of budget
Building Permits	01-4-230-4300	127,617.70	123,063.26	22,853.71	37,922.71	165,000	23%
Electric Permits	01-4-230-4310	10,156.00	10,819.69	1,089.28	1,821.78	16,000	11%
Electrician Certification Fees	01-4-230-4315	2,900.00	3,050.00	50.00	300.00	3,000	10%
Plumbing Permits	01-4-230-4320	7,132.50	1,019.08	0.00	0.00	5,000	0%
HVAC Permits	01-4-230-4330	3,035.00	2,426.32	297.25	572.25	5,000	11%
Plan Review Fees	01-4-230-4340	14,167.00	8,399.28	125.35	1,231.35	25,000	5%
Sidewalk/Lot Grading Fees	01-4-230-4350	677.50	1,667.50	1,370.00	3,322.50	6,000	55%
Insulation Permits	01-4-230-4360	767.50	555.00	75.00	95.00	800	12%
Fire Review Fees	01-4-230-4365			0.00	96.00	2,750	0%
Zoning Review Fee	01-4-230-4370	2,615.00	2,382.50	395.00	1,210.00	3,400	36%
Code Enforcement	01-4-230-4380	6,500.00	5,100.00	100.00	400.00	6,500	6%
Other Permits	01-4-230-4390	4,620.00	4,810.00	450.00	1,420.00	5,500	26%
Miscellaneous Revenues	01-4-230-4900	305.00	58.95	0.00	0.00	200	0%
Expense Reimbursement	01-4-230-4940	3,696.39	1,025.82	320.16	591.60	2,030	29%
Planning Fees	01-4-230-4950	17,425.00	3,762.50	1,000.00	1,000.00	8,600	12%
Planning Misc.	01-4-230-4955	3,140.00	7,340.50	185.00	645.00	950	68%
Building Department - Revenues		204,754.59	175,480.40	28,310.75	50,628.19	255,730	20%
Salaries- Regular - FT	01-5-230-5010	244,444.80	238,062.20	20,672.34	40,240.23	271,629	15%
FICA	01-5-230-5079	17,964.90	18,682.88	1,581.44	3,078.39	20,780	15%
IMRF	01-5-230-5120	27,163.09	22,902.11	1,979.29	3,887.83	26,827	14%
Health Ins Expense	01-5-230-5130	85,458.67	64,424.18	4,940.16	9,728.32	71,876	14%
Dental Insurance	01-5-230-5131	3,608.00	3,633.60	0.00	72.80	4,000	2%
Unemployment	01-5-230-5136	0.00	0.00	0.00	0.00	0	0%
Training	01-5-230-5152	3,398.57	3,617.86	25.00	25.00	5,000	1%
Building Dept Personnel & Benefits Expense		382,038.03	351,322.83	29,198.23	57,032.57	400,112	14%
Repair/Maint - Equip	01-5-230-6020	7,339.11	5,970.33	212.50	1,160.00	6,100	19%
Repair/Maint - Vehicles	01-5-230-6030	489.59	114.64	0.00	0.00	1,000	0%
Other Professional Services	01-5-230-6190	46,519.84	31,195.97	1,625.00	3,250.00	47,000	7%
Telephone	01-5-230-6200	2,660.30	2,350.96	158.40	158.40	2,400	7%
Postage	01-5-230-6210	5,158.88	2,322.87	858.12	858.12	3,700	23%
Printing & Publishing	01-5-230-6220	3,334.70	2,065.60	0.00	125.00	2,743	5%
Other Contractual Services	01-5-230-6890	0.00	0.00	0.00	0.00	6,150	0%
Building Department - Contractual Expenses		65,502.42	44,020.37	2,854.02	5,551.52	69,093	8%
Office Supplies	01-5-230-7020	6,765.38	4,308.31	381.48	532.72	9,000	6%
Gas & Oil	01-5-230-7030	627.54	826.41	109.71	109.71	1,000	11%
Miscellaneous Expense	01-5-230-7900	199.42	1,429.00	0.00	0.00	750	0%
Operating Transfer Out	01-5-230-9999	0.00	0.00	0.00	0.00	0	0%
Building Department - Supplies Expenses		7,592.34	6,563.72	491.19	642.43	10,750	6%
Total Building Department Expenses		455,132.79	401,906.92	32,543.44	63,226.52	479,955	13%
NET - BUILDING DEPARTMENT		(250,378.20)	(226,426.52)	(4,232.69)	(12,598.33)	(224,225)	6%
Civil Defense Department							
RE Tax - Civil Defense	01-4-240-4010	7,018.63	7,025.27	1,187.51	3,809.24	7,000	54%
Miscellaneous Revenues	01-4-240-4900	0.00	0.00	0.00	0.00	0	0%
Miscellaneous Expense	01-5-240-7900	5,265.00	8,794.00	0.00	0.00	7,000	0%
NET - CIVIL DEFENSE DEPARTMENT		1,753.63	(1,768.73)	51,103.70	3,809.24	0	#DIV/0!

Street Department	Account #	Actual FY 19	Actual FY 21	Month of June	YTD Actual for FY 22	Budget FY 22	100% of budget
RE Tax - Road & Bridge	01-4-310-4010	324,161.48	319,897.13	69,378.09	187,821.14	320,000	59%
Grants	01-4-310-4150	51,100.20	35,309.53	0.00	0.00	0	0%
Sidewalk/Driveway/Lot Grading	01-4-310-4350	2,524.00	0.00	0.00	0.00	0	0%
Miscellaneous Revenues	01-4-310-4900	3,046.51	1,375.00	874.80	874.80	3,000	0%
Expense Reimbursement	01-4-310-4940	83,599.28	31,097.21	6,161.94	6,161.94	10,000	0%
Expense Reimbursement	01-5-310-4940	(39,605.40)	0.00	0.00	0.00	-	0%
Sale of Assets	01-4-310-4950	21,338.70	0.00	0.00	0.00	-	0%
Street Department - Revenues		446,164.77	387,678.87	76,414.83	194,857.88	333,000	59%
Salaries - Regular - FT	01-5-310-5010	583,118.92	660,525.39	53,392.10	106,408.94	703,850	15%
Overtime	01-5-310-5040	48,528.08	50,096.91	2,102.00	2,784.60	45,000	6%
Health Insurance	01-5-310-5130	148,531.47	189,913.60	15,154.60	30,309.20	204,560	15%
Uniform Allowance	01-5-310-5140	15,546.66	15,911.71	1,309.26	1,309.26	16,000	8%
Training	01-5-310-5152	150.00	267.40	0.00	0.00	1,500	0%
Street Dept - Personnel & Benefits Expenses		795,875.13	916,715.01	71,957.96	140,812.00	970,910	15%
Repair/Maint - Storm Drain	01-5-310-6001	34,852.73	27,402.98	987.88	1,237.88	30,000	4%
Repair/Maint - St/Parking Lot	01-5-310-6002	103,068.06	153,329.79	19,515.83	22,948.13	97,500	24%
Repair/Maint - Sidewalk/Curb	01-5-310-6003	40,493.85	65,458.33	3,192.50	(1,424.67)	40,000	-4%
Repair/Maint - Building	01-5-310-6010	4,650.21	34,178.02	358.68	632.73	10,000	6%
Repair/Maint - Equipment	01-5-310-6020	108,432.84	117,906.20	9,394.83	10,062.62	110,000	9%
Repair/Maint - Traffic Signal	01-5-310-6024	73,972.81	29,222.52	55,410.52	55,410.52	30,000	185%
Telephone/Utilities	01-5-310-6200	7,781.33	10,360.46	780.65	792.34	8,000	10%
Leaf Clean-up/Removal	01-5-310-6826	912.00	11,476.50	0.00	0.00	12,000	0%
Street Department - Contractual Expenses		374,163.83	449,334.80	89,640.89	89,659.55	337,500	27%
Office Supplies	01-5-310-7020	2,836.57	3,493.18	137.50	275.00	6,000	5%
Gas & Oil	01-5-310-7030	79,669.29	54,960.72	2,104.28	3,800.81	75,000	5%
Operating Supplies	01-5-310-7040	28,398.03	25,081.56	1,685.59	1,641.86	30,000	5%
Miscellaneous Expense	01-5-310-7900	1,818.11	4,416.39	0.00	130.00	2,000	0%
Street Department - Supplies Expenses		112,722.00	87,951.85	3,927.37	5,847.67	113,000	5%
Equipment	01-5-310-8200	0.00	45,100.00	0.00	0.00	0	0%
Total Street Department Expenses		1,282,760.96	1,499,101.66	165,526.22	236,319.22	1,421,410	17%
NET - STREET DEPARTMENT		(836,596.19)	(1,111,422.79)	(89,111.39)	(41,461.34)	(1,088,410)	4%
Street Lighting							
RE Tax - Street Lighting	01-4-330-4010	210,494.34	210,229.60	35,589.06	114,160.73	210,000	54%
Expense Reimbursement	01-5-330-4940	0.00	0.00	0.00	0.00	0	0%
Repair/ Maint - Street Light	01-5-330-6022	18,840.36	14,679.97	0.00	6,661.94	10,000	67%
Street Lighting - electricity	01-5-330-6310	278,935.37	258,256.39	19,670.91	39,238.34	230,000	17%
NET - STREET LIGHTING		(87,281.39)	(62,706.76)	15,918.15	68,260.45	(30,000)	-228%

Landfill Department	Account #	Actual FY 19	Actual FY 21	Month of June	YTD Actual for FY 22	Budget FY 22	100% of budget
RE Tax - Refuse/Landfill	01-4-335-4010	50,124.61	50,065.13	8,478.14	27,195.72	50,000	54%
Miscellaneous Revenue	01-4-335-4900	0.00	0.00	0.00	0.00	0	0%
Miscellaneous Expenses	01-5-335-7900	52,605.91	53,019.65	0.00	0.00	54,000	0%
NET - GARBAGE DEPARTMENT		(2,481.30)	(2,954.52)	8,478.14	27,195.72	(4,000)	-680%
Forestry Department							
RE Tax - Forestry	01-4-340-4010	40,118.67	40,056.08	6,781.33	21,752.77	40,000	54%
Other Fees	01-4-340-4490	0.00	0.00	0.00	0.00	0	0%
Miscellaneous	01-4-340-4900	0.00	0.00	0.00	0.00	0	0%
Forestry Department Revenues		40,118.67	40,056.08	6,781.33	21,752.77	40,000	54%
Repair/ Maint - Other	01-5-340-6090	0.00	0.00	0.00	0.00	0	0%
Tree Removal or Purchase	01-5-340-6850	43,869.65	30,694.15	8,713.00	8,713.00	40,000	22%
Miscellaneous Expense	01-5-340-7900	0.00	0.00	0.00	0.00	-	0%
Forestry Department Expenses		43,869.65	30,694.15	8,713.00	8,713.00	40,000	22%
NET - FORESTRY DEPARTMENT		(3,750.98)	9,361.93	(1,931.67)	13,039.77	0	0%
Engineering Department							
Engineering	01-5-360-6140	8,652.64	24,055.56	917.50	917.50	27,000	3%
Subdivision Expense	01-5-360-6824	2,277.50	414.00	0.00	0.00	10,000	0%
Office Supplies	01-5-360-7020	6,181.27	5,398.67	91.68	114.60	7,200	2%
Gas & Oil	01-5-360-7030	0.00	0.00	0.00	0.00	-	0%
NET - ENGINEERING DEPARTMENT		(17,111.41)	(29,868.23)	(1,009.18)	(1,032.10)	(44,200)	2%
Health / Social Services							
Council on Aging	01-5-410-6830	23,000.00	23,000.00	0.00	0.00	23,000	0%
Demolition / Nuisance	01-5-410-6832	1,630.00	1,628.00	65.00	130.00	5,000	0%
NET - HEALTH / SOCIAL SERVICES		(24,630.00)	(24,628.00)	(65.00)	(130.00)	(28,000)	0%
Economic Development							
Planning Dept Services	01-5-610-6150	28,171.00	38,911.59	0.00	0.00	27,500	0%
Economic / Business	01-5-610-6840	73,000.00	84,945.00	60,000.00	60,000.00	92,290	65%
Tourism	01-5-610-6842	6,000.00	5,000.00	0.00	0.00	5,000	0%
Historic Preservation	01-5-610-6844	7,782.89	19,199.64	0.00	0.00	5,000	0%
NET - ECONOMIC DEVELOPMENT		(114,953.89)	(148,056.23)	(60,000.00)	(60,000.00)	(129,790)	46%
Buchanan Street Strolls							
Strolls Vendor Fee	01-4-615-4490	0.00	1,040.00	395.00	1,070.00	3,000	36%
Strolls Sponsors	01-4-615-4495	0.00	6,750.00	3,525.00	4,775.00	6,000	80%
Strolls Miscellaneous	01-4-615-4900	0.00	0.00	28.00	28.00	4,800	1%
STROLLS REVENUE		0.00	7,790.00	3,948.00	5,873.00	(13,800)	0%
Buchanan Strolls Entertainment	01-5-615-6190	0.00	0.00	2,999.93	4,789.93	12,000	40%
Buchanan Strolls Supplies	01-5-615-7040	0.00	0.00	0.00	0.00	4,000	0%
Buchanan Strolls Misc.	01-5-615-7900	0.00	0.00	692.40	692.40	3,500	20%
STROLLS EXPENSES		0.00	0.00	3,692.33	5,482.33	(19,500)	0%
NET - BUCHANAN STREET STROLLS		0.00	7,790.00	255.67	390.67	5,700	0%
Utility Tax Dept.							
Utility Tax - Electric	01-4-751-4131	1,416,157.49	1,290,603.64	68,476.72	150,218.22	1,269,429	12%
Utility Tax - Gas	01-4-751-4132	364,109.68	350,947.60	54,404.73	171,646.88	931,633	18%
Utility Tax - Telephone	01-4-751-4133	230,453.27	208,486.70	12,295.58	24,574.23	190,496	13%
Grants	01-4-751-4150	318,185.11	0.00	0.00	0.00	0	0%
Expense Reimbursement	01-4-751-4940	6,768.29	0.00	0.00	0.00	0	0%
Tripp Rd. Reconstruction	01-5-751-8056	563,641.56	58,411.36	0.00	0.00	0	0%
Southside Stormsewer Study	01-5-751-8058	24,289.75	0.00	0.00	0.00	0	0%
Bellwood Detention Basin	01-5-751-8060	35,002.50	0.00	0.00	0.00	0	0%
Poplar Grove/ Lawrenceville Int	01-5-751-8062	2,290.00	0.00	0.00	0.00	0	0%
		1,710,450.03	1,791,626.58	135,177.03	346,439.33	2,391,558	14%
TOTAL GENERAL FUND REVENUES		19,702,753.50	19,778,819.20	2,299,330.36	6,065,430.76	19,696,666	31%
TOTAL GENERAL FUND EXPENSES		17,411,787.39	18,509,684.96	1,238,161.15	2,434,067.14	20,458,168	12%
NET REV OVER (UNDER) EXP		2,290,966.11	1,269,134.24	1,061,169.21	3,631,363.62	(761,501)	

Minutes
Committee of the Whole
Building, Planning, Zoning and Public Works
July 12, 2021 6:00 p.m.

Call to Order – Mayor Clinton Morris

Aldermen Present: R. Brereton, M. Fleury, W. Frank, M. Freeman,
M. McGee, N. Mulhall, T. Porter, S. Prather,
D. Snow and C. Stevens.

Alderman Absent: None.

Other staff members in attendance:

Director of Buildings Kip Countryman, Community Development Planner Gina DelRose, Police Chief Shane Woody, Danny Anderson Superintendent of Water/Street/ WWTP, Budget and Finance Director Shannon Hansen, City Attorney Mike Drella and City Clerk Sarah Turnipseed.

Public Comment: John Albertini resident of Four Seasons thanked the city council for passing Ordinance #539H.

Public Forum: None.

Reports of Officers, Boards and Special Committees:

1. Public Works, Unfinished Business:

(A) Stormwater Utility Implementation Phasing.
Tabled August 10, 2020.

2. Public Works, New Business:

(A) Public Works - Update.

Superintendent of Water/Street/WWTP Danny Anderson presented an update.

(A) Intergovernmental Agreement between the Village of Cherry Valley and the City of Belvidere for the Overlay of the Intersection of Newburg Road and Shaw Road.

Motion by Ald. Snow, 2nd by Ald. Porter to forward to city council the Intergovernmental Agreement between the Village of Cherry Valley and the City of Belvidere for the Overlay of the Intersection of Newburg Road and Shaw Road. Discussion took place. Aye voice vote carried. Motion carried.

(B) Resolution for Improvement Under the Illinois Highway Code.

Motion by Ald. Snow, 2nd by Ald. Prather to forward to city council Resolution for Improvement Under the Illinois Highway Code. Discussion took place. Aye voice vote carried. Motion carried.

(C) Demolition of Wood Frame Portion of the Leath Building.

Motion by Ald. Prather, 2nd by Ald. Stevens to approve the proposal from Packard Excavating, in the amount of \$304,750,000, for the demolition of the wood frame portion of the Leath Building. This work will be paid for from Capital Line Item #41-5-110-7900. Discussion took place. Aye voice vote carried. Motion carried.

3. Building, Planning & Zoning, Unfinished Business: None

4. Building, Planning & Zoning, New Business:

(A) Planning & Zoning Department - Update.

Community Development Planner Gina DelRose presented an update.

(B) Appointment of David Larson to the Belvidere Historic Preservation.

Motion by Ald. Snow, 2nd by Ald. Prather to consent to and approve the appointment of Mr. David Larson to the Belvidere Historic Preservation Commission for a three-year term, ending in May 2024. Aye voice vote carried. Motion carried.

(C) Appointment of Claudia Colla to the Belvidere Historic Preservation.

Motion by Ald. Porter, 2nd by Ald. McGee to consent to and approve the appointment of Ms. Claudia Colla to the Belvidere Historic Preservation Commission for a three-year term, ending in May 2024. Aye voice vote carried. Motion carried.

(D) Downtown Façade Improvement Grant Program.

Motion by Ald. Fleury, 2nd by Ald. McGee to approve the allocated amount of \$19,290.00 for the Downtown Façade Improvement Grant as proposed in memo dated June 29, 2021, from Community Development Planner Gina DelRose funding the 12 projects identified in that memo. Discussion took place. Aye voice vote carried. Motion carried.

(E) Building Department - Update.

Director of Building Kip Countryman presented an update. Discussion took place.

5. Other:

A. Belvidere Police Department – Gordon & Linda Neese Donation.

Motion by Fleury, 2nd by Ald. Porter to accept the donation of \$1,500.00, check #601888216, from Gordon and Linda Neese for expenses with the renovation of the Patrol Less Lethal Room. Aye voice vote carried. Motion carried.

B. Belvidere Police Department – Harry Smith on behalf of the United States Deputy Sheriff’s Association Donation.

Motion by Ald. Snow, 2nd by Ald. Mulhall to accept the cash donation of \$20.00 from Harry Smith on behalf of the United States Deputy Sheriff’s Association. Aye voice vote carried. Motion carried.

6. Adjournment:

Motion by Ald. Frank, 2nd by Ald. Porter to adjourn meeting at 7:00p.m. Aye voice vote carried. Motion carried.

_____ Mayor

Attest: _____ City Clerk

ORDINANCE #544H
AN ORDINANCE AMENDING SECTION 10-79
LIQUOR LIABILITY INSURANCE OF THE
CITY OF BELVIDERE MUNICIPAL CODE

NOW, THEREFORE, be it ordained by the City Council of the City of Belvidere, Boone County, Illinois, as follows:

- Section 1: Section 10-79 of the City of Belvidere Municipal Code is amended to read as set forth in the attached Exhibit A which is incorporated herein by this reference.
- Section 2: If any section, paragraph, subdivision, clause, sentence or provision of this Ordinance shall be adjudged by any Court of competent jurisdiction to be invalid, such judgment shall not affect, impair, invalidate or nullify the remainder thereof, which remainder shall remain and continue in full force and effect.
- Section 3: This Ordinance shall be in full force and effect from and after its passage and publication in pamphlet form as required by law.

Ayes:
Nays:
Absent:

Approved:

Clinton Morris, Mayor

Attest:

Sarah Turnipseed, City Clerk

Sec. 10-79. Insurance.

No license or permit shall be issued hereunder unless the applicant files with the application an insurance certificate, issued by an insurance company that is authorized to do business in the state, certifying that the applicant, and the owner of the premises housing the establishment from where the liquor will be sold, has in force and effect liquor liability insurance of not less than \$1,000.00 per occurrence and general liability insurance in an amount not less than \$1,000,000.00 per occurrence. "Host" insurance shall not satisfy the terms of this section.



Resolution for Improvement Under the Illinois Highway Code



Is this project a bondable capital improvement?

Yes No

Resolution Type	Resolution Number	Section Number
Original	2021-12	10-00112-00-RS

BE IT RESOLVED, by the Council of the City of Belvidere Illinois that the following described street(s)/road(s)/structure be improved under the Illinois Highway Code. Work shall be done by Contract.

Belvidere Name of Local Public Agency
Governing Body Type Local Public Agency Type
Contract or Day Labor

For Roadway/Street Improvements:

Name of Street(s)/Road(s)	Length (miles)	Route	From	To
Logan Avenue	0.855		State Street	IL Bus Rt 20

For Structures:

Name of Street(s)/Road(s)	Existing Structure No.	Route	Location	Feature Crossed

BE IT FURTHER RESOLVED,

1. That the proposed improvement shall consist of

pavement milling/removal, curb & gutter removal/installation, sidewalk removal/installation, storm sewer removal/installation, sanitary sewer removal/installation, traffic signal removal/installation and pavement installation. This work shall be paid for with Rebuild Illinois Funds (\$1,686,152.00), MFT Funds (\$200,000.00) and Local Funds (\$813,848.00).

2. That there is hereby appropriated the sum of One-million Eight-hundred Eighty-six thousand One-hundred Fifty-two and no/100 Dollars (\$1,886,152.00) for the improvement of said section from the Local Public Agency's allotment of Motor Fuel Tax funds.

BE IT FURTHER RESOLVED, that the Clerk is hereby directed to transmit four (4) certified originals of this resolution to the district office of the Department of Transportation.

I, Sarah Turnipseed City Clerk in and for said City
Name of Clerk Local Public Agency Type Local Public Agency Type

of Belvidere in the State aforesaid, and keeper of the records and files thereof, as provided by statute, do hereby certify the foregoing to be a true, perfect and complete original of a resolution adopted by

Council of Belvidere at a meeting held on _____
Governing Body Type Name of Local Public Agency Date

IN TESTIMONY WHEREOF, I have hereunto set my hand and seal this _____ day of _____ Month, Year

(SEAL)

Clerk Signature	Date

Approved

Regional Engineer Department of Transportation	Date

RESOLUTION # 2021-13
A RESOLUTION AUTHORIZING
THE EXECUTION OF AN INTERGOVERNMENTAL
AGREEMENT WITH THE
VILLAGE OF CHERRY VALLEY
FOR THE OVERLAY OF THE INTERSECTION OF NEWBURG ROAD
AND SHAW ROAD

IT IS THEREFORE RESOLVED, by the Mayor and City Council of the City of Belvidere as follows:

- 1) The Mayor is authorized to execute and the Clerk to attest the attached Intergovernmental Agreement with the Village of Cherry Valley for the overlay of the intersection of Newburg Road and Shaw Road.

Approved:

Mayor

Attest:

City Clerk

Ayes:

Nays:

Absent:

Approved:

J:\Draft Ordinances\resolution cherry valley IGA newburg road.doc

INTERGOVERNMENTAL AGREEMENT BETWEEN
THE VILLAGE OF CHERRY VALLEY AND THE CITY OF BELVIDERE
FOR THE OVERLAY OF THE INTERSECTION
OF NEWBURG ROAD AND SHAW ROAD

This Agreement is made this ____ day of _____, 2021, by and between the City of Belvidere, Illinois, a home rule unit of government within the meaning of Article VII, Section 6 of the Constitution of the State of Illinois, (the City), and the Village of Cherry Valley, an Illinois municipal corporation, (the Village), collectively the "Parties" who state as follows:

WHEREAS, the Intergovernmental Cooperation Act (5 ILCS 200 /1 et seq.) and Article VII, Section 10 of the Illinois Constitution of 1970 authorize units of local government to enter into intergovernmental agreements; and

WHEREAS, the City and the Village share a corporate boundary within the vicinity of Newburg Road and Shaw Road in Boone County Illinois; and

WHEREAS, the intersection of Newburg Road and Shaw Road (the Intersection) lies within the corporate limits of the Village; and

WHEREAS, the City plans to conduct maintenance upon Shaw Road and Newburg Road within the corporate limits of the City as a part of its 2021 street overlay program, including milling and overlaying said roads; and

WHEREAS, the City and Village agree that it is advantageous to the City, the Village and the public to extend the milling and overlaying work to be performed by the City to include the Intersection lying within the corporate limits of the Village; and

WHEREAS, the City and Village recognize and agree that economies of scale can be achieved by doing the overlay work within the City and the overlay work within the Village as a part of the same project; and

WHEREAS, the City and Village desire that the City act as the lead agency with respect to bidding and supervising the milling and overlay work.

NOW, THEREFORE, in consideration of the mutual promises contained herein and for other consideration the sufficiency of which is acknowledged, the Parties mutually agree as follows:

- 1) The foregoing recitals are incorporated herein as if fully set forth.
- 2) The Parties agree to conduct an overlay project (the Project) on portions of Shaw Road and Newburg Road within Boone County Illinois consisting of that portion of Shaw Road South of Whispering Meadow Lane to the Southerly edge of the intersection of Shaw and Newburg Road and Newburg Road from the Western edge of the bridge crossing the Kishwaukee River to a point 200 feet west of the corporate boundary between the City and the Village.
- 3) The Project will be performed in accordance with the City's 2021 street overlay program during the 2021 construction season.
- 4) Responsibilities of the City:
 - a) The City shall serve as the lead agency for the Project.
 - b) The City shall cause any engineering for the Project to be completed and will be responsible for bidding the Project. The parties agree that the bid process will be for the City's entire 2021 street overlay program, and the Project will be a portion of that program. The City shall conduct the bidding in accordance with the City's ordinances.

- c) The City reserves the right to waive technicalities or to reject all bids and either re-bid the project or delay it for a future construction season.
 - d) The estimated cost of the Project is attached to this Agreement as Exhibit A, and is incorporated herein, and states the cost on a square foot basis with allocation of the respective costs of each Party.
 - e) Upon awarding a bid, the City shall cause the Project work to be performed during the 2021 construction season. The City will provide any construction inspection services for the portion of the Project lying within the City and the Village shall provide any construction inspection services for the portion of the Project lying within the Village.
 - f) The City shall make all payments to the contractor for work under the Project.
- 5) Responsibilities of the Village:
- a) Upon request of the City, the Village shall promptly reimburse the City with full payment for Village's portion of the Project in accordance with the square foot formulas contained in Exhibit A. It is understood that Exhibit A contains cost estimates only and actual costs will be determined after bidding the Project.
 - b) If the apparent low bidder would result in a Village's cost share that is more than 20% higher than the cost share identified in Exhibit A, the Village may, prior to award of a bid, terminate this Agreement and elect not to participate in the Project. In this case, an overlay shall not be performed upon any roadway outside the City's jurisdiction.
 - c) The Village shall be a secondary agency for purposes of the Project.
- 6) Upon violation of any of the terms of this Agreement that is not cured within 30 days of written notice thereof from non-violating Party to the violating Party, the non-violating Party shall have all rights and remedies afforded to it under the law.
- 7) All notices, related to this Agreement shall be in writing and shall be deemed delivered to the addressee two (2) days after deposit in the United States mail, postage prepaid, or one (1) day after deposit with any nationally known and reputable overnight courier service, charges prepaid or one (1) day after delivery by facsimile accompanied by a confirmation indicating receipt of the facsimile or by electronic mail:

City of Belvidere
 Director of Public Works
 401 Whitney Blvd.
 Belvidere, IL 61008
banderson@ci.belvidere.il.us
 815/544-2612

Village of Cherry Valley
 Village Clerk
 806 E. State St.
 Cherry Valley, IL 61016
ktrimble@cherryvalley.org
 815/332-1238

- 8) This Agreement may be modified only by the mutual written consent of the Parties after appropriate authorization and approval of their respective Board or Council.
- 9) This Agreement may be executed in any number of counterparts, each of which shall be deemed an original, but all of which shall constitute one and the same instrument.
- 10) If any provision, covenant, agreement or portion of this Agreement or its application to any person, or entity is held invalid, such invalidity shall not affect the application or validity of any other provisions, covenants or portions of this Agreement, and to that end all provisions, covenants or portions of this Agreement are declared to be severable.
- 11) Any Section titles or numbers are for convenience purposes only and shall not be considered in any interpretation of this Agreement.
- 12) This Agreement is an agreement solely between the Parties and exists only for the benefit of the Parties. There are no intended third-party beneficiaries to this Agreement.

- 13) The waiver of any term of this Agreement shall not constitute a waiver of any other term or provision, nor shall the right to require enforcement of any term of this Agreement be permanently waived if a continuing breach of such term exists.
- 14) If any provision, covenant, agreement or portion of this Agreement or its application to any person, or entity is held invalid, such invalidity shall not affect the application or validity of any other provisions, covenants or portions of this Agreement, and to that end all provisions, covenants or portions of this Agreement are declared to be severable.
- 15) This Agreement shall be governed by and construed in accordance with the internal laws of the State of Illinois, without regard to conflicts of law rules. Any action brought to enforce this Agreement, or arising out of this Agreement or related to this Agreement shall be brought in the 17th Judicial Circuit, Boone County Illinois and the Parties submit to the jurisdiction of and venue in that Court.
- 16) The City shall be responsible for providing all materials and labor for the project and shall assume liability, and hold the Village harmless, for any claim, obligation, damages, penalty or cause of action, including but not limited to personal injury and death, initiated by any employee or contractor engaged by the City to provide services on the Project, unless caused, directly or indirectly by an act or omission by the Village or its officers, employees or officials. Each Party shall be solely responsible for any liability, claim, obligation, damages, penalties or causes of action, including but not limited to personal injury and death, arising out of a third party's use of any highway within their own corporate boundaries, including but not limited to Newburg Road and Shaw Road and shall indemnify, hold harmless and defend the other Party, its officials, officers and employees from any such liabilities, obligations, claims, damages, penalties, causes of action, costs and expenses, including reasonable attorney's fees.

Dated: _____.

By: The City of Belvidere

By: _____
Mayor Clinton Morris

Attest: _____
Sara Turnipseed Clerk

Dated: _____.

By: The Village of Cherry Valley

By: _____
President Jim Claeysen

Attest: _____
Kathy Trimble

