

State of Illinois) SS
Belvidere, Illinois)

BELVIDERE CITY COUNCIL
REGULAR MEETING
AGENDA

August 21, 2023

Convened in the Council Chambers, 401 Whitney Blvd, Belvidere IL at 7:00 p.m.
Mayor Morris presiding.

(1) Roll Call:

(2) Pledge of Allegiance:
Invocation:

(3) Public Comment: (Please register with the City Clerk):

(4) Approval of Minutes:

(A) Approval of minutes of the regular meeting of the Belvidere City Council of
August 7, 2023; as presented.

(5) Public Hearing: None.

(6) Special Messages and Proclamations:

- (A) Proclamation for Constitution Week.
- (B) Proclamation for Star – Spangled Banner Day.
- (C) Pam Lopez-Fettes – Growth Dimensions.

(7) Approval of Expenditures: General & Special Fund Expenditures: \$ 2,367,004.20
Water & Sewer Fund Expenditures: \$ 1,353,178.70

(8) Committee Reports and Minutes of City Officers:

- (A) Monthly Report of Belvidere Police Department Overtime Pay for July 2023.
- (B) Monthly Report of Belvidere Fire Department Overtime Pay for July 2023.
- (C) Monthly Report of Community Development Department/Planning
Department for July 2023.
- (D) Monthly Report of Building Department Revenues, Residential Building
Permits and Case Reports for July 2023.
- (E) Monthly General Fund Report for July 2023.
- (F) Monthly Water/Sewer Fund Report July 2023.
- (G) Monthly CD Investments for July 2023.
- (H) Minutes of Committee of the Whole – Building, Planning and Zoning and
Public Works of August 14, 2023.

(9) Unfinished Business: None.

(A) Ord. #633H – 2nd Reading: An Ordinance Amending Section 2-61 Meetings Time and Place of the City of Belvidere Municipal Code.

(10) New Business:

(A) Ord. #634H – 1st Reading: An Ordinance Amending Section 110-91, Stop Streets, of the City of Belvidere Municipal Code to add West 5th Street at 8th Avenue as Two-Way Stop.

(B) Ord. #635H – 1st Reading: An Ordinance Amending Section 110-92, Yield Intersections of the City of Belvidere Municipal Code to Add Willow Street as a Two-Way Yield at Beacon Drive.

(C) Ord. #636H – 1st Reading: An Ordinance Amending Section 74-221 of the City of Belvidere Municipal Code Relating to Fireworks.

Motions forwarded from Committee of the Whole – Building, Planning and Zoning and Public Works of August 14, 2023.

Motions of Planning & Zoning – Chairman Mike McGee:

(A) Motion to approve the Special Use Extension for 2061-2115 North State Street for one year.

Motions of Public Works – Chairman Dan Snow:

(B) Motion to approve the cost of the NBIS biennial bridge inspections on a time and material basis, not-to-exceed \$13,500.00. This work will be paid for from Line Item #01-5-360-6140 Engineering Services.

(C) Motion to approve Amendment #1 to the Engineering Services Agreement with Strand Associates for Well #11, in the amount not-to-exceed \$8,550.00. This work will be paid for from the Water Plant Depreciation Fund.

(D) Motion to approve the use of \$816,000.00 of ARPA funds in FY24 for the construction costs related to the Primary Clarifier Upgrades.

Motions of Public Safety – Matthew Fleury:

(E) Motion to accept the donation of \$100.00, check #4566 from Paul and Dorothy Hale, to be used for the Qualification Banquet this October.

(F) Motion to approve the proposal from Aldos Inc. in the amount of \$40,933.00 to replace the concrete approach at Station 2 and repair the Station 2 drains. This work will be paid for from Capital Funds.

(G) Motion to approve the proposal from Aldos Inc. in the amount of \$25,636.50 to replace the concrete approach at Station 1. This work will be paid for from Capital Funds.

(H) Motion to approve the proposal from Lifestyle- Garage for \$18,000.00 to resurface the Station 2 apparatus bay floor. This work will be paid for from Capital Funds.

(11) Adjournment:

State of Illinois) SS
Belvidere, Illinois)

BELVIDERE CITY COUNCIL
REGULAR MEETING
MINUTES

Date: August 7, 2023

Convened in the Belvidere Council Chambers, 401 Whitney Blvd, Belvidere Illinois
at 7:00 p.m.

Call to order by Mayor Morris.

(1) Roll Call: Present: J. Albertini, M. Fleury, W. Frank, M. Freeman, S. Gramkowski,
M. McGee, N. Mulhall and D. Snow.

Absent: R. Brereton and T. Porter.

Other staff members in attendance:

Public Works Director Brent Anderson, Budget and Finance Officer Shannon Hansen,
Director of Buildings Kip Countryman, Police Chief Shane Woody, Fire Chief Shawn
Schadle, City Attorney Mike Drella and Deputy City Clerk Erica Bluege.

(2) Pledge of Allegiance:

Invocation: Mayor Morris.

(3) Public Comment: None.

(4) Approval of Minutes:

(A) Approval of minutes of the regular meeting of the Belvidere City Council of
July 17, 2023; as presented.

Motion by Ald. Fleury, 2nd by Ald. McGee to approve the minutes of the regular meeting
of the Belvidere City Council of July 17, 2023. Aye voice vote carried. Motion carried.

(B) Approval of Minutes of the special meeting of the Belvidere City Council of
July 24, 2023; as presented.

Motion by Ald. McGee, 2nd by Ald. Snow to approve the minutes of the special meeting
of the Belvidere City Council of July 24, 2023. Aye voice vote carried. Motion carried.

(5) Public Hearing: None.

Belvidere City Council

August 7, 2023

(6) Special Messages and Proclamations: None.

(7) Approval of Expenditures: None.

(8) Committee Reports and Minutes of City Officers:

(A) Approval of the Minutes of Committee of the Whole – Public Safety, Finance & Personnel of July 24, 2023; as presented.

Motion by Ald. Albertini, 2nd by Ald. Gramkowski to approve the minutes of Committee of the Whole – Public Safety, Finance & Personnel of July 24, 2023. Aye voice vote carried. Motion carried.

(9) Unfinished Business: None.

(10) New Business:

(A) Ord. #633H – 1st Reading: An Ordinance Amending Section 2-61 Meetings Time and Place of the City of Belvidere Municipal Code.

Let the record show Ordinance #633H was placed on file for first reading.

(B) Res. #2023-18 – A Resolution Permanently Dedicating A Portion of Logan Ave. as “Jeff Smith Memorial Avenue.”

Motion by Ald. Fleury, 2nd by Ald. Albertini to adopt Res. #2023-18. Roll Call Vote: 8/0 in favor. Ayes: Albertini, Fleury, Frank, Freeman, Gramkowski, McGee, Mulhall and Snow. Nays: None. Motion carried.

(C) Res. #2023-19 – A Resolution Authorizing an Intergovernmental Agreement for Participation in MABAS Master Agreement 2022.

Motion by Ald. Frank, 2nd by Ald. Fleury to adopt Res. #2023-19. Roll Call Vote: 8/0 in favor. Ayes: Fleury, Frank, Freeman, Gramkowski, McGee, Mulhall, Snow and Albertini. Nays: None. Motion carried.

(D) Res. #2023-20 – A Resolution Authorizing the Mayor to Execute an Amendment to the Billing Services Agreement Between the City of Belvidere and EMS Management & Consultants Inc. Formerly Approved by Resolution 2023-10 to Provide for the Collection of Delinquent Accounts.

Motion by Ald. Snow, 2nd by Ald. McGee to adopt Res. #2023-20. Motion by Ald. Albertini, 2nd by Ald. Fleury to amend Res.#2023-20 to A Resolution Authorizing the Mayor to Execute an Account Collections Agreement between the City of Belvidere and Life Line Billing Systems LLC d/b/a LifeQuest Services, an EMS Management & Consultants, Inc. Company to Provide for the Collection of Delinquent Accounts. Roll Call Vote on Amendment: 8/0 in favor. Ayes: Frank, Freeman, Gramkowski, McGee,

Belvidere City Council

August 7, 2023

Mulhall, Snow, Albertini and Fleury. Nays: None. Motion to amend carried. Roll Call Vote on original motion as amended: 8/0 in favor. Ayes: Freeman, Gramkowski, McGee, Mulhall, Snow, Albertini, Fleury and Frank. Nays: None. Motion carried.

Motions forwarded from Committee of the Whole – Public Safety, Finance & Personnel of July 24, 2023.

(A) Motion to accept the \$3,000.00 donation from Country Financial’s “Operation Helping Heroes.” and to utilize the funds to purchase an iPad, Cell Phone, Uniforms and Training for the new inspector that will be hired on August 7, 2023. Roll Call Vote: 8/0 in favor. Ayes: Gramkowski, McGee, Mulhall, Snow, Albertini, Fleury, Frank and Freeman. Nays: None. Motion carried.

(11) Adjournment:

Motion by Ald. Frank, 2nd by Ald. Albertini to adjourn meeting at 7:25 p.m. Aye voice vote carried. Motion carried.

Mayor

Attest:

City Clerk



Proclamation

WHEREAS, the United States Constitution, the guardian of our liberties, embodies the principles of limited government in a republic committed to the rule of law; and

WHEREAS, the United States Constitution is one of the world's oldest surviving constitutions, and its basic tenets have remained virtually unchanged since its inception; and

WHEREAS, Constitution Week commemorates the formation and signing of the U.S. Constitution by 39 brave men on September 17, 1787; and

WHEREAS, Constitution Week, and its respective celebrations, is an opportunity to acknowledge the work of our Founding Fathers and to honor the "supreme law of the land," and

WHEREAS, it is fitting and proper to accord official recognition to this magnificent document, its notable anniversary, and the patriotic celebrations commemorating it,

NOW, THEREFORE, I, Clinton Morris, by virtue of the authority vested in me as Mayor of the City of Belvidere, Boone County, Illinois, do hereby proclaim September 17 through 23 as

CONSTITUTION WEEK

In Belvidere, Boone County, Illinois.

IN WITNESS WHEREOF, I have hereunto set my hand and caused to be affixed the Great Seal of the City of Belvidere, Boone County, Illinois on this twenty-first day of August in the year of our Lord two thousand twenty-three.


Clinton Morris
Mayor





Proclamation

WHEREAS, “The Star-Spangled Banner,” our National Anthem, was written during the War of 1812; and

WHEREAS, on September 14, 1814, in Baltimore, Maryland, at the Battle of Fort McHenry, Francis Scott Key witnessed the bombardment of Fort McHenry while being held on a British ship; and

WHEREAS, the following morning, upon seeing the American Flag still flying over Fort McHenry, Mr. Key was inspired to write a poem that was titled “Defense of Fort McHenry” which was later set to music and renamed “The Star-Spangled Banner”; and

WHEREAS, by congressional resolution signed by President Herbert Hoover, “The Star-Spangled Banner” became the National Anthem of the United States of America on March 3, 1931; and

WHEREAS, millions of Americans cherish and respect the words and music of “The Star-Spangled Banner”; and

WHEREAS, holidays, sporting and public events begin with the singing or playing of the National Anthem as reaffirmation of patriotism and love of country; and

WHEREAS, the National Society United States Daughters of 1812 calls for a day to observe the historical significance of “The Star-Spangled Banner” and to celebrate the words that Francis Scott Key penned in 1814;

NOW, THEREFORE, I, Clinton Morris, by virtue of the authority vested in me as Mayor of the City of Belvidere, Boone County, Illinois, do hereby proclaim September 14, 2023 as

STAR-SPANGLED BANNER DAY

In Belvidere, Boone County, Illinois.

IN WITNESS WHEREOF, I have hereunto set my hand and caused to be affixed the Great Seal of the City of Belvidere, Boone County, Illinois on this twenty-first day of August in the year of our Lord two thousand twenty-three.


Clinton Morris
Mayor



Bills Payable Summary
DATE OF PAYABLES

August 21, 2023

General Fund	\$1,631,154.97
Envision Healthcare (JE)	\$22,608.69
ADP Payroll Fees (JE)	\$2,346.70
Special Funds:	
Farmington Ponds SSA#2	\$1,269.92
Farmington Ponds SSA#3	\$399.45
Capital	\$709,224.47
MFT	\$0.00
TIF	\$0.00
Escrow	\$0.00
Total General & Special Funds:	\$2,367,004.20
Water & Sewer:	\$1,353,178.70
Total of all Funds	\$3,720,182.90

Police Dept	Overnight	Start Date	End Date	Employment Profile - Effective Date	Home Department Description	Payroll Name	Effective as of	Pay Date	Overnight Earnings Total	Overnight Hours Total	ACT Police OT Earnings	ACT Police OT Hours	DBL - DoubleTime earnings	Overnight Rate Paid
		01-2-10	07/01/2023				07/31/2023							
						Ball, Michael H	Effective as of 08/09/2023	07/07/2023	\$689.26	9.50	\$0.00	0.00	\$0.00	\$72.55
POLICE						Ball, Michael H		07/21/2023	\$507.88	7.00	\$0.00	0.00	\$0.00	\$72.55
POLICE						Blid, David M		07/07/2023	\$652.98	9.00	\$0.00	0.00	\$0.00	\$72.55
POLICE						Blankenship, Timothy		07/07/2023	\$705.03	11.00	\$0.00	0.00	\$0.00	\$64.09
POLICE						Blankenship, Timothy		07/21/2023	\$672.98	10.50	\$0.00	0.00	\$0.00	\$64.09
POLICE						Bogdonas, Michelle A		07/21/2023	\$801.17	12.50	\$0.00	0.00	\$0.00	\$64.09
POLICE						Daniels, Joseph W		07/07/2023	\$901.24	16.50	\$0.00	0.00	\$0.00	\$54.82
POLICE						Daniels, Joseph W		07/21/2023	\$1,685.92	30.50	\$0.00	0.00	\$0.00	\$54.82
POLICE						Delavan, Thomas S		07/07/2023	\$1,025.49	16.00	\$0.00	0.00	\$0.00	\$64.09
POLICE						Delavan, Thomas S		07/21/2023	\$1,538.24	24.00	\$0.00	0.00	\$0.00	\$64.09
POLICE						Derry, Paul D		07/07/2023	\$1,215.28	16.75	\$0.00	0.00	\$0.00	\$72.95
POLICE						Ellingson, David		07/07/2023	\$1,281.87	20.00	\$0.00	0.00	\$0.00	\$64.09
POLICE						Garcia, Christopher R		07/21/2023	\$1,570.29	24.50	\$0.00	0.00	\$0.00	\$64.09
POLICE						Garcia, Christopher R		07/07/2023	\$1,147.03	21.00	\$0.00	0.00	\$0.00	\$54.82
POLICE						Golden, Steven		07/21/2023	\$193.65	2.00	\$0.00	0.00	\$0.00	\$54.82
POLICE						Golden, Steven		07/07/2023	\$217.86	4.50	\$0.00	0.00	\$0.00	\$48.41
POLICE						Herrandez, Jonathan C		07/07/2023	\$168.77	4.00	\$0.00	0.00	\$0.00	\$42.19
POLICE						Herrandez, Jonathan C		07/21/2023	\$316.44	7.50	\$0.00	0.00	\$0.00	\$42.19
POLICE						Jones, Anthony M		07/07/2023	\$877.79	14.00	\$0.00	0.00	\$0.00	\$48.41
POLICE						Jones, Anthony M		07/21/2023	\$1,101.41	22.75	\$0.00	0.00	\$0.00	\$64.09
POLICE						Jones, Thomas S		07/07/2023	\$759.12	12.00	\$0.00	0.00	\$0.00	\$64.09
POLICE						Jones, Thomas S		07/21/2023	\$64.09	1.00	\$0.00	0.00	\$0.00	\$72.95
POLICE						King, Paul M		07/07/2023	\$725.54	10.00	\$0.00	0.00	\$0.00	\$64.09
POLICE						Kirk, Julie A		07/07/2023	\$320.47	5.00	\$0.00	0.00	\$0.00	\$54.82
POLICE						Kirk, Julie A		07/21/2023	\$2,403.50	37.50	\$0.00	0.00	\$0.00	\$54.82
POLICE						Korn, Matthew D		07/07/2023	\$2,020.95	37.00	\$0.00	0.00	\$0.00	\$54.82
POLICE						Korn, Matthew D		07/21/2023	\$1,911.71	35.00	\$0.00	0.00	\$0.00	\$54.82
POLICE						Kozlowski, Robert E		07/07/2023	\$1,986.89	31.00	\$0.00	0.00	\$0.00	\$64.09
POLICE						Kozlowski, Robert E		07/21/2023	\$961.40	15.00	\$0.00	0.00	\$0.00	\$52.36
POLICE						Mears, Adam M		07/07/2023	\$209.46	4.00	\$0.00	0.00	\$0.00	\$52.36
POLICE						Mears, Adam M		07/21/2023	\$289.00	5.50	\$0.00	0.00	\$0.00	\$52.36
POLICE						Rackley, Dillon Robert		07/07/2023	\$2,042.19	39.00	\$0.00	0.00	\$0.00	\$52.36
POLICE						Rackley, Dillon Robert		07/21/2023	\$1,544.74	29.50	\$0.00	0.00	\$0.00	\$64.09
POLICE						Schultz, Julie		07/07/2023	\$160.23	2.50	\$0.00	0.00	\$0.00	\$64.09
POLICE						Schultz, Julie		07/21/2023	\$984.56	6.00	\$0.00	0.00	\$0.00	\$52.36
POLICE						Smith, Zachary		07/07/2023	\$1,728.01	33.00	\$0.00	0.00	\$0.00	\$52.36
POLICE						Smith, Zachary		07/21/2023	\$2,382.58	45.50	\$0.00	0.00	\$0.00	\$72.95
POLICE						Washburn, Christofer T		07/07/2023	\$290.22	4.00	\$0.00	0.00	\$0.00	\$54.82
POLICE						Weiland, Mark R		07/21/2023	\$579.51	10.50	\$0.00	0.00	\$0.00	\$54.82
POLICE						Worley, Cameron D		07/07/2023	\$1,939.02	35.50	\$0.00	0.00	\$0.00	\$54.82
POLICE						Worley, Cameron D		07/21/2023	\$464.27	8.50	\$0.00	0.00	\$0.00	\$59.39
POLICE						Zapl, Richard M		07/07/2023	\$356.31	6.00	\$0.00	0.00	\$0.00	\$59.39
POLICE						Zapl, Richard M		07/21/2023	\$237.54	4.00	\$0.00	0.00	\$0.00	\$59.39
Grand Totals									\$41,961.90	729.50	\$0.00	0.00	\$0.00	

Fire Dept Overtime Paid July 2023

Start Date 01-220
End Date 07/01/2023

Employment Profile - Effective Date Effective as of 08/09/2023
Home Department Description 07/31/2023

Home Department Description	Payroll Name	Pay Date	Overtime Earnings Total	Overtime Hours Total	Overtime Rate Paid
FIRE	Beck, Mark E	07/07/2023	\$89.01	2.00	\$44.50
FIRE	Beck, Mark E	07/21/2023	\$289.28	6.50	\$44.50
FIRE	Bullard, Zachary J	07/07/2023	\$128.67	3.75	\$34.31
FIRE	Burdick, David	07/07/2023	\$485.36	9.00	\$53.93
FIRE	Drail, Daniel C	07/07/2023	\$255.90	5.00	\$51.18
FIRE	Eilwanger, Adam A	07/07/2023	\$84.14	2.00	\$42.07
FIRE	Eiber, Joseph D	07/07/2023	\$203.39	5.50	\$36.98
FIRE	Gunsteen, Robert J	07/21/2023	\$823.52	24.00	\$34.31
FIRE	Letourneau, Christopher R	07/07/2023	\$213.62	4.00	\$53.41
FIRE	Mead, Stephen C	07/07/2023	\$560.06	14.25	\$39.30
FIRE	Pavlatos, Gregory R	07/07/2023	\$230.24	5.50	\$41.86
FIRE	Pihl, Aaron R	07/07/2023	\$1,004.70	24.00	\$41.86
FIRE	Swanson, Jason	07/21/2023	\$107.33	2.00	\$53.67
FIRE	Tangye, Travis N	07/07/2023	\$409.44	8.00	\$51.18
FIRE	Tangye, Travis N	07/21/2023	\$51.18	1.00	\$51.18
FIRE	Thornton, Nicolas J	07/07/2023	\$254.65	5.00	\$50.93
FIRE	Trujillo, Adrian	07/07/2023	\$73.23	2.00	\$36.61
FIRE	Vaughan, Jeffery C	07/07/2023	\$89.01	2.00	\$44.50
FIRE	Williams, Glenn F	07/07/2023	\$502.35	12.00	\$41.86
FIRE	Winnie, Todd J	07/07/2023	\$235.82	6.00	\$39.30
Grand Totals			\$6,090.90	143.50	
Total					

Fire Overtime Report - July 2023

Pay Period June 17, 2023 - July 14, 2023

Home Department Description	Payroll Name	Date	Overtime Hours	Timecard Work	Labor Field 1
FIRE	Beck, Mark E	6/30/2023	2	Inspections	
FIRE	Beck, Mark E	7/8/2023	2	Public Education	
FIRE	Beck, Mark E	7/11/2023	4.5	Inspections	
Totals for Payroll Name Beck, Mark E					
Total			8.5		
FIRE	Bullard, Zachary J	6/21/2023	3.75	Teams	
Totals for Payroll Name Bullard, Zachary J					
Total			3.75		
FIRE	Burdick, David	6/19/2023	2	Additional Manpower	
FIRE	Burdick, David	6/20/2023	5	Administration	
FIRE	Burdick, David	6/23/2023	2	Administration	
Totals for Payroll Name Burdick, David					
Total			9		
FIRE	Drall, Daniel C	6/20/2023	5	Administration	
Totals for Payroll Name Drall, Daniel C					
Total			5		
FIRE	Ellwanger, Adam A	6/19/2023	2	Additional Manpower	
Totals for Payroll Name Ellwanger, Adam A					
Total			2		
FIRE	Erber, Joseph D	6/25/2023	5.5	Teams	
Totals for Payroll Name Erber, Joseph D					
Total			5.5		
FIRE	Gunsteen, Robert J	7/5/2023	24	Fire Dept Shift Coverage	

Totals for Payroll Name Gunsteen, Robert J
Total

24

FIRE
Totals for Payroll Name Letourneau, Christopher R
Total

Letourneau, Christopher R 6/20/2023

4 Administration

4

FIRE
FIRE
FIRE
Totals for Payroll Name Mead, Stephen C
Total

Mead, Stephen C 6/21/2023

3.75 Teams

Mead, Stephen C 6/23/2023

2.5 Maintenance

Mead, Stephen C 6/24/2023

8 Fire Dept Shift Coverage

14.25

FIRE
Totals for Payroll Name Pavlatos, Gregory R
Total

Pavlatos, Gregory R 6/24/2023

5.5 Teams

5.5

FIRE
Totals for Payroll Name Pihl, Aaron R
Total

Pihl, Aaron R 6/17/2023

24 Fire Dept Shift Coverage

24

FIRE
Totals for Payroll Name Swanson, Jason
Total

Swanson, Jason 7/12/2023

2 Fire Dept Training

2

FIRE
FIRE
Totals for Payroll Name Tangye, Travis N
Total

Tangye, Travis N 6/19/2023

8 Fire Dept Shift Coverage

Tangye, Travis N 7/12/2023

1 Additional Manpower

9

FIRE
Totals for Payroll Name Thornton, Nicolas J

Thornton, Nicolas J 6/20/2023

5 Administration

5

Total

5

Trujillo, Adrian

6/24/2023

2

Additional Manpower

FIRE
Totals for Payroll Name Trujillo, Adrian
Total

2

FIRE

Vaughan, Jeffery C

6/28/2023

2

Additional Manpower

Totals for Payroll Name Vaughan, Jeffery C
Total

2

FIRE

Williams, Glenn F

6/24/2023

12

Additional Manpower

Totals for Payroll Name Williams, Glenn F
Total

12

FIRE

Winnie, Todd J

6/25/2023

6

Teams

Totals for Payroll Name Winnie, Todd J
Total

6

Grand Totals

Total

143.5

BELVIDERE

Community Development Department Planning Department

401 Whitney Boulevard, Suite 300, Belvidere, Illinois, 61008 (815) 547-7177 FAX (815) 547-0789

July 2023 Monthly Report

Number	Project	Description	Processed
	Belvidere Projects		
0	Cases: July	None	
0	Cases: August	None	
0	Annexation	None	
0	Temporary Uses	None	
1	Site Plans (New/Revised)	3458 Morriem Drive	7/28/2023
3	Final Inspection	115 W. Lincoln Avenue	7/13/2023
		2183 Crystal Parkway	7/13/2023
		1866-1874 Crystal Parkway	7/22/2023
2	Downtown Overlay Review	321 N. State Street	7/26/2023
		529-601 S. State Street	7/26/2023
7	Prepared Zoning Verification Letters	1901-1936 N. State Street	7/11/2023
		116 N. State Street	7/18/2023
		118 N. State Street	7/18/2023
		120 N. State Street	7/18/2023
		520 Church Street	7/26/2023
		917 W. Locust Street	7/26/2023
		191-193 Highline Street	7/31/2023
0	Issued Address Letters	None	
	Belvidere Historic Preservation Commission	The Commissioned determined the recipients of the 2023 Historic Preservation Awards and began planning for the fall event.	
	Heritage Days	Staff continued to update the budget.	
	Hometown Christmas	None	
	Comprehensive Plan	Staff led the consultants on a tour of the city and participated in planning exercises. The consultants met with the City Council, Planning and Zoning Commission and department heads. Staff continues to answer questions regarding the comprehensive plan and updating process.	

Scanned Plats: E-mail, Print and/or Burn

Planning Monthly Report Cont.

3 Recorder's Office
0 Other Department
0 General Public

Planning Department Current Duties

Close out completed planning case files

Respond to all FOIA requests

Work with 911, Fire Department and Post Office to verify all addresses in the City

Assist Growth Dimensions with requested data

Meetings and phone calls with developers regarding potential development

Phone calls/walk-ins for questions regarding zoning, floodplain, development, etc.

Prepare minutes, agendas and packets for various committees, commissions and boards

Prepare deposits and purchase orders for bill payments

*** Staff sent notifications out to the downtown façade grant applicants

*** Staff sent reminder letters regarding two expiring special uses

*** Staff is assisting with the Jeff Smith memorial event at the VFW on August 12, 2023

*** Staff visited several downtown businesses with a representative from the U.S.

Small Business Administration's Office of Disaster Recovery and Resilience

City of Belvidere

Building Department Revenues

Jul-23

	# OF PERMITS	
Code Enforcement Violations	0	\$ -
Submittal Fee	1	\$ 100.00
Electrical Registrations	1	\$ 50.00
Total Permits Issued	131	

Total Value of Construction		\$ 1,482,201.00
Building Fees	130	\$ 19,719.24
Electric Permit Fees	27	\$ 1,592.40
Plumbing Permit Fees	6	\$ 910.00
HVAC Permit Fees	3	\$ 259.13
Insulation Permit Fees	3	\$ 50.00
Plan Review Fees	51	\$ 829.76
Zoning Review Fees	48	\$ 510.00
Fire Dept Review Fees	1	\$ 363.00
Sign Permit Fees	0	\$ -
Fence Permit Fees	15	\$ 450.00
SW, DW & GR Fees	13	\$ 800.00
Reinspection/Misc.		
Total Permit Income		\$ 25,483.53
Enterprise Zone Discount		\$67.50
Total Permit Fees		\$ 25,551.03

Difference is \$100 Submittal Fee

BREAK DOWN OF COMMERCIAL VS. RESIDENTIAL INCOME

Commercial/Industrial Income	9	\$ 2,393.00
Residential Income	120	\$ 22,990.53
TOTAL		\$ 25,383.53

Multi Family (New Construction)	0	\$ -
Single Family Residence (New Const)	0	\$ -
Commercial/ Industrial	9	\$ 181,796.00
Other Residential	121	\$ 1,300,405.00
TOTAL		\$ 1,482,201.00

July 2023 MONTHLY PERMIT REPORT

Street #	Dir	Street Name	Zone	Value	Construction Type	BLDG	ELECT	PLUMB	HVAC	INS	REVV	ZONG	FD REVW	SIGN	FENCE	SW/DW	AMT PD	EZ	TOTAL FEE
2113		Oakbrook Dr	SR4	\$2,000.00	Patio	\$25.00					\$10.00	\$10.00				\$60.00	\$105.00		\$105.00
1011		Indian Dancer Trl	SR4	\$14,000.00	Tear off/Re roof	\$245.00					\$10.00	\$10.00				\$60.00	\$245.00		\$245.00
2021		National Sawing Machine	SR6	\$21,500.00	Driveway & Approach	\$25.00					\$10.00	\$10.00				\$60.00	\$105.00		\$105.00
665		Wheatland Dr	SR6	\$8,000.00	loaden Deck for Pool w/stal	\$155.00					\$10.00	\$10.00				\$75.00	\$175.00		\$175.00
529		Elmwood Dr	SR6	\$2,000.00	Fence	\$25.00					\$10.00	\$10.00			\$30.00	\$75.00	\$75.00		\$150.00
840		Berylton St	SR6	\$6,900.00	rar off/Re roof House&Gara	\$138.50											\$65.00		\$138.50
1228		Dalbigne St	SR6	\$216.00	Window Replacement	\$65.00											\$65.00		\$65.00
817		Maple Ave	SR6	\$9,900.00	Sliding Replacement	\$183.50											\$113.00		\$183.50
409		Eastwood Ln	SR6	\$5,200.00	Tear off/Re roof	\$113.00					\$10.00	\$10.00			\$30.00		\$75.00		\$113.00
617		Fremont St	SR6	\$200.00	Fence	\$25.00											\$25.00		\$25.00
1305		14th Ave	SR6	\$14,500.00	Tear off/Re Roof	\$252.50											\$252.50		\$252.50
521		Buchanan St	SR6	\$15,000.00	ff/Re roof Garage & Sliding	\$260.00					\$10.00	\$10.00					\$260.00		\$260.00
1118		Pearl St	SR6	\$2,500.00	Bathroom Remodel	\$72.50					\$10.00	\$10.00					\$457.50		\$457.50
945	W	Lincoln Ave	SR6	\$29,000.00	Solar Panel Install	\$105.00					\$10.00	\$10.00					\$175.00		\$175.00
1425		9th Ave	SR6	\$10,000.00	Window Replacement	\$185.00											\$185.00		\$185.00
2023		Bridgewater Dr	SR4	\$10,000.00	Window Replacement	\$185.00											\$185.00		\$185.00
605	E	2nd St	SR6	\$2,900.00	Tear off/Repair Partial Roof	\$78.50											\$78.50		\$78.50
Electrical Registration																			
213	E	4th St	SR6	\$1,200.00	ric Meter, Ground Cable, St	\$25.00											\$25.00		\$25.00
713		Eastwood Ln	MR8L	\$14,000.00	Tear off/Re roof	\$245.00											\$245.00		\$245.00
3805		Greenspire Ct	MR8L	\$8,600.00	Tear off/Re roof	\$164.00											\$164.00		\$164.00
661		Southern Dr	MR8S	\$1,400.00	Door Replacement	\$65.00											\$65.00		\$65.00
6863		Indy Dr	Pl	\$32,000.00	Repare Parking Lot	\$12.50											\$67.50		\$67.50
521	W	Perry St	SR6	\$32,000.00	three Season Room Additio	\$515.00					\$10.00	\$10.00				\$60.00	\$700.00		\$700.00
605	E	Hurbutt	SR6	\$5,000.00	Replace Porch	\$110.00					\$10.00	\$10.00					\$130.00		\$130.00
936		Fremont St	SR6	\$3,500.00	Sewer Repair	\$25.00											\$155.00		\$155.00
409		Poachers Cir	SR4	\$36,000.00	Solar Panel Install	\$105.00					\$10.00	\$10.00					\$155.00		\$155.00
520		Warren Ave	SR6	\$4,700.00	Sewer Repair	\$83.00											\$83.00		\$83.00
508		Taylor Ridge	SR4	\$3,200.00	Door Replacement	\$83.00											\$191.99		\$191.99
923	E	2nd St	SR4	\$10,400.00	Window Replacement	\$191.99											\$275.00		\$275.00
1213		Baltic Mill Dr	SR4	\$7,200.00	Window & Patio Door	\$143.00											\$143.00		\$143.00
5337		Waters Bend Dr	SR4	\$16,000.00	Tear off/Re roof	\$275.00					\$10.00	\$10.00					\$145.00		\$145.00
2648		Henry Ct	SR4	\$2,000.00	Patio w/fire pit & Sliding	\$65.00											\$100.00		\$100.00
652	W	6th St	SR6	\$2,000.00	ric Meter, Socket & Garage	\$25.00					\$10.00	\$10.00					\$175.00		\$175.00
1307	W	6th St	SR6	\$26,000.00	Solar Panel Install	\$105.00					\$10.00	\$10.00					\$175.00		\$175.00
326		Pebbles Ave	SR4	\$2,000.00	Repare patio & sidewalk	\$25.00					\$10.00	\$10.00					\$60.00		\$60.00
906		Garfield Ave	SR6	\$1,200.00	Sliding	\$65.00											\$65.00		\$65.00
315		Channing Ave	SR6	\$14,000.00	Solar Panel Install	\$105.00					\$10.00	\$10.00					\$175.00		\$175.00
507	W	10th St	SR6	\$7,000.00	Patio Slab Concrete	\$25.00					\$10.00	\$10.00					\$105.00		\$105.00
223	E	Lincoln Ave	SR6	\$2,775.00	Patio Replacement	\$25.00					\$10.00	\$10.00					\$105.00		\$105.00
202	W	9th St	SR6	\$8,700.00	Driveway	\$25.00											\$75.00		\$75.00
1022	E	Lincoln Ave	SR6	\$1,250.00	Fence	\$25.00					\$10.00	\$10.00					\$175.00		\$175.00
1206		Luther Ave	SR6	\$14,000.00	Solar Panel Install	\$110.00					\$10.00	\$10.00					\$110.00		\$110.00
1715		12th Ave	SR6	\$5,000.00	Tear off/Re roof	\$110.00											\$75.00		\$75.00
2104		Wycliffe St	SR4	\$10,600.00	Fence	\$35.00					\$10.00	\$10.00					\$175.00		\$175.00
1412		Union Ave	SR6	\$14,000.00	Solar Panel Install	\$105.00					\$10.00	\$10.00					\$345.00		\$345.00
305		Southtowne Dr	GB	\$20,000.00	Roof Replacement	\$345.00					\$10.00	\$10.00					\$75.00		\$345.00
819	W	Lincoln Ave	SR6	\$1,500.00	Fence	\$25.00											\$155.00		\$155.00
1228		Dalbigne St	SR6	\$3,000.00	Replace tub w/ shower	\$25.00											\$100.00		\$100.00
2170		Pearl St	SR6	\$28,000.00	Submittal Fee	\$100.00											\$177.61		\$177.61
1010		Sullivan Dr	SR6	\$4,000.00	Solar Panel Install	\$105.00					\$12.61	\$10.00					\$105.00		\$105.00
2027		Southwick Ln	SR4	\$4,000.00	Driveway & Approach	\$25.00					\$10.00	\$10.00					\$75.00		\$75.00
365		Whitetail Trl	SR6	\$3,000.00	Fence	\$25.00					\$10.00	\$10.00					\$75.00		\$75.00
1725		Darnesfield Dr	SR4	\$8,000.00	Fence	\$25.00					\$10.00	\$10.00					\$260.00		\$260.00
507		Taylor Ridge	SR4	\$15,000.00	Tear off/Re Roof	\$260.00											\$230.00		\$230.00
1304		Oakbrook Dr	SR4	\$13,000.00	Tear off/Re Roof	\$230.00					\$10.00	\$10.00					\$235.00		\$235.00
1536		James Ct	SR6	\$9,000.00	Solar Panel Install	\$105.00											\$140.00		\$140.00
505	W	Taylor Ridge	SR4	\$15,000.00	Tear off/Re Roof	\$235.00											\$140.00		\$140.00
403		Boone St	SR6	\$7,000.00	Tear off/Re Roof	\$140.00											\$75.00		\$75.00
1114		8th Avenue	SR6	\$350.00	Fence	\$25.00					\$10.00	\$10.00					\$140.00		\$140.00
404	E	Locust St	SR6	\$1,500.00	Water/Sewer Repair	\$25.00											\$140.00		\$140.00
504		East Ave	SR6	\$4,650.00	Window Replacement	\$104.75											\$115.00		\$115.00

Street #	Dir	Street Name	Zone	Value	Construction Type	BLDG	ELECT	PLUMB	HVAC	INS	REWW	ZONG	FD REWW	SIGN	FENCE	SW/DW	AMT PD	EZ	TOTAL FEE
1219	W	5th St	SR6	\$68,000.00	Solar Panel Install	\$105.00	\$50.00				\$10.00	\$10.00			\$30.00		\$175.00		\$175.00
601	E	Hurbutt Ave	SR6	\$2,500.00	Fence	\$25.00					\$10.00	\$10.00			\$30.00		\$75.00		\$75.00
1944		Lafayette Dr	SR4	\$11,000.00	Fence	\$25.00					\$10.00	\$10.00			\$30.00		\$75.00		\$75.00
1409	W	Conlin Ct	SR4	\$15,000.00	Fence	\$25.00					\$10.00	\$10.00			\$30.00		\$75.00		\$75.00
Bldg 1	W	Chrysler Dr	MR85	\$15,000.00	Tear off/Re Roof	\$295.00											\$295.00		\$295.00
#2	W	Chrysler Dr	MR85	\$15,000.00	Tear off/Re Roof	\$295.00											\$295.00		\$295.00
#4	W	Chrysler Dr	MR85	\$15,000.00	Tear off/Re Roof	\$295.00											\$295.00		\$295.00
#5	W	Chrysler Dr	MR85	\$15,000.00	Tear off/Re Roof	\$295.00											\$295.00		\$295.00
#6	W	Chrysler Dr	MR85	\$11,000.00	Tear off/Re Roof	\$255.00											\$255.00		\$255.00
#7	W	Chrysler Dr	MR85	\$14,000.00	Tear off/Re Roof	\$285.00											\$285.00		\$285.00
#8	W	Chrysler Dr	MR85	\$14,000.00	Tear off/Re Roof	\$285.00											\$285.00		\$285.00
#9	W	Chrysler Dr	MR85	\$14,000.00	Tear off/Re Roof	\$285.00											\$285.00		\$285.00
#10	W	Chrysler Dr	MR85	\$14,000.00	Tear off/Re Roof	\$285.00											\$285.00		\$285.00
#11	W	Chrysler Dr	MR85	\$14,000.00	Tear off/Re Roof	\$285.00											\$285.00		\$285.00
#12	W	Chrysler Dr	MR85	\$14,000.00	Tear off/Re Roof	\$285.00											\$285.00		\$285.00
#13	W	Chrysler Dr	MR85	\$14,000.00	Tear off/Re Roof	\$285.00											\$285.00		\$285.00
#14	W	Chrysler Dr	MR85	\$14,000.00	Tear off/Re Roof	\$285.00											\$285.00		\$285.00
#15	W	Chrysler Dr	MR85	\$14,000.00	Tear off/Re Roof	\$285.00											\$285.00		\$285.00
#16	W	Chrysler Dr	MR85	\$14,000.00	Tear off/Re Roof	\$285.00											\$285.00		\$285.00
#17	W	Chrysler Dr	MR85	\$14,000.00	Tear off/Re Roof	\$285.00											\$285.00		\$285.00
#18	W	Chrysler Dr	MR85	\$11,000.00	Tear off/Re Roof	\$295.00											\$295.00		\$295.00
#3	W	Chrysler Dr	MR85	\$15,000.00	Tear off/Re Roof	\$295.00											\$295.00		\$295.00
814	W	Waverly Way	SR4	\$5,800.00	Deck Repair	\$122.00					\$10.00	\$10.00					\$142.00		\$142.00
230		Secretariat's Way	TR7	\$18,000.00	Tear off/Re Roof	\$305.00											\$305.00		\$305.00
1053		Logan Ave	GR	\$25,500.00	Replace Parking Lot	\$25.00											\$85.00		\$110.00
1017		10th Ave	SR6	\$2,000.00	Wooden Deck	\$65.00					\$10.00	\$10.00					\$85.00		\$110.00
875	W	Natalie Way	SR6	\$14,000.00	Tear off/Re Roof	\$245.00											\$245.00		\$245.00
643	W	Boone St	SR6	\$9,000.00	r off/Re Roof/Siding/Wind	\$170.00											\$170.00		\$170.00
908	W	Perry St	SR6	\$1,200.00	Electric Service 200 AMP	\$25.00											\$25.00		\$25.00
516	E	Madison St	SR6	\$17,000.00	nd Story Addition/Front Por	\$450.00	\$117.40				\$12.65	\$10.00					\$844.18		\$844.18
910	W	Locust St	MR85	\$24,000.00	Solar Panel Install	\$105.00	\$50.00				\$10.00	\$10.00					\$175.00		\$175.00
319		Hancock	SR6	\$3,000.00	Replace Entry Door	\$80.00											\$80.00		\$80.00
1919		Chamberlain St	SR4	\$15,000.00	17 Window Replacement	\$260.00											\$260.00		\$260.00
403	W	Harrison St	SR6	\$11,000.00	10 Window Replacement	\$200.00											\$200.00		\$200.00
916	W	Lincoln Ave	RH	\$5,000.00	Pavilion	\$265.00					\$132.50						\$397.50		\$397.50
216		Webster St	SR6	\$16,000.00	Sliding Replacement	\$275.00					\$10.00	\$10.00					\$275.00		\$275.00
631		Ruth Cir	SR6	\$5,000.00	Solar Panel Install	\$105.00					\$10.00	\$10.00					\$175.00		\$175.00
1517		James Ct	SR6	\$6,000.00	Fence	\$25.00					\$10.00	\$10.00					\$25.00		\$25.00
1823		14th Ave	SR6	\$15,000.00	Solar Panel Install	\$105.00					\$10.00	\$10.00					\$175.00		\$175.00
215	S	State St	LR	\$16,000.00	Tear off/Re Roof Flat Roof	\$305.00					\$38.00	\$10.00					\$152.00		\$152.00
647	W	Hurbutt Ave	SR6	\$7,800.00	Tear off/Re Roof	\$152.00					\$38.00	\$10.00					\$178.00		\$178.00
902		Taylor Ridge	SR4	\$25,000.00	Solar Panel Install	\$65.00											\$200.00		\$200.00
2128		Ridgfield Dr	SR4	\$11,000.00	Tear off/Re Roof	\$200.00											\$200.00		\$200.00
510	E	Memomomie St	SR6	\$1,364.00	Fence	\$25.00					\$10.00	\$10.00					\$75.00		\$75.00
2101		Gateway Center Dr	PR	\$4,750.00	Fire Alarm System Install	\$75.00							\$363.00				\$463.00		\$463.00
1304		Perrons Pkwy	SR6	\$600.00	Pool	\$160.00					\$10.00	\$10.00					\$190.00		\$190.00
1023	W	Perry St	SR6	\$11,000.00	Tear off/Re Roof	\$200.00					\$10.00	\$10.00					\$200.00		\$200.00
1004	E	Madison St	SR6	\$500.00	Fence	\$25.00					\$10.00	\$10.00					\$75.00		\$75.00
1521		Danesfield Dr	SR3	\$11,000.00	Tear off/Re Roof	\$200.00					\$10.00	\$10.00					\$200.00		\$200.00
903		Taylor Ridge	SR4	\$13,000.00	Tear off/Re Roof	\$230.00					\$10.00	\$10.00					\$230.00		\$230.00
1530	S	Main St	SR6	\$21,000.00	Solar Panel Install	\$105.00					\$10.00	\$10.00					\$175.00		\$175.00
718		Buchanan St	SR6	\$7,700.00	Solar Panel Install	\$105.00					\$10.00	\$10.00					\$185.00		\$185.00
1930		Burnett Dr	SR6	\$10,000.00	Tear off/Re Roof	\$185.00					\$147.50	\$147.50					\$147.50		\$147.50
1936	E	Burnett Dr	SR6	\$7,500.00	Tear off/Re Roof	\$147.50					\$147.50	\$147.50					\$147.50		\$147.50
518	E	Boone St	SR6	\$10,000.00	Tear off/Re Roof	\$185.00					\$147.50	\$147.50					\$185.00		\$185.00
1110	N	Union Ave	SR6	\$4,000.00	ear off/Re Roof Garage Onl	\$95.00					\$90.00	\$25.00					\$165.00		\$165.00
321	N	State St	CB	\$2,500.00	Window Replacement	\$105.00					\$90.00	\$25.00					\$270.00		\$270.00
905		Logan Ave	NB	\$12,000.00	Solar Roof Mount	\$245.00					\$10.00	\$10.00					\$245.00		\$245.00
1203	E	Madison St	SR6	\$14,000.00	Tear off/Re Roof	\$245.00					\$10.00	\$10.00					\$245.00		\$245.00
2042		Lafayette Dr	SR6	\$3,000.00	Fence	\$25.00					\$10.00	\$10.00					\$75.00		\$75.00
411		Candlewood Ln	SR6	\$14,000.00	Tear off/Re Roof	\$245.00					\$10.00	\$10.00					\$245.00		\$245.00
934		Whitney Blvd	SR6	\$33,000.00	New Garage	\$530.00					\$14.00	\$10.00					\$839.00		\$839.00
1018		Johnson Ct	SR6	\$13,000.00	Tear off/Re Roof	\$230.00					\$14.00	\$10.00					\$230.00		\$230.00
1988		Gateway Center Dr	FB	\$64,046.00	Solar Panel Install	\$105.00					\$90.00	\$25.00					\$270.00		\$270.00
193		High Line St	SR6	\$17,000.00	Tear off/Re Roof	\$290.00					\$90.00	\$25.00					\$290.00		\$290.00

RESIDENTIAL MONTHLY REPORT JULY 2023

Permit #	Date	Street #	Dir	Street Name	Zone	Value	Construction Type	BLDG	ELECT	PLUMB	HVAC	INS	REWW	ZONG	FD REWW	SIGN	FENCE	SW/DW	AMT PD
2023-0687	07/03/23	2113		Oakbrook Dr	SR4	\$2,000.00	Patio	\$25.00					\$10.00	\$10.00				\$60.00	\$105.00
2023-0689	07/03/23	1011		Indian Dancer Trl	SR4	\$14,000.00	Tear off/Re roof	\$245.00					\$10.00	\$10.00				\$60.00	\$245.00
2023-0690	07/03/23	2021		National Sewing Machin	SR6	\$21,500.00	Driveway & Approach	\$25.00					\$10.00	\$10.00				\$60.00	\$105.00
2023-0691	07/03/23	665		Wheatland Dr	SR6	\$8,000.00	Wooden Deck for Pool w/Stair	\$155.00					\$10.00	\$10.00					\$175.00
2023-0670	07/05/23	529		Elmwood Dr	SR6	\$2,000.00	Fence	\$25.00					\$10.00	\$10.00			\$30.00		\$75.00
2023-0696	07/05/23	840		Berylton St	SR6	\$6,900.00	Tear off/Re roof House&Garal	\$138.50					\$10.00	\$10.00					\$138.50
2023-0697	07/05/23	1228		Dalbigne St	SR6	\$216.00	Window Replacement	\$65.00											\$65.00
2023-0695	07/05/23	817		Maple Ave	SR6	\$9,900.00	Siding Replacement	\$183.50											\$183.50
2023-0699	07/06/23	409		Eastwood Ln	MR8L	\$5,200.00	Tear off/Re roof	\$113.00											\$113.00
2023-0694	07/06/23	617		Fremont St	SR6	\$200.00	Fence	\$25.00					\$10.00	\$10.00			\$30.00		\$25.00
2023-0700	07/06/23	1305		14th Ave	SR6	\$14,500.00	Tear off/Re Roof	\$252.50											\$252.50
2023-0703	07/06/23	521		Buchanan St	SR6	\$15,000.00	Tear off/Re roof Garage & Siding	\$260.00					\$10.00	\$10.00					\$260.00
2023-0693	07/06/23	1118		Pearl St	SR6	\$2,500.00	Bathroom Remodel	\$72.50					\$10.00	\$10.00					\$457.50
2023-0707	07/07/23	945	W	Lincoln Ave	SR6	\$29,000.00	Solar Panel Install	\$105.00					\$10.00	\$10.00					\$175.00
2023-0704	07/07/23	1425		9th Ave	SR6	\$10,000.00	Window Replacement	\$185.00					\$10.00	\$10.00					\$185.00
2023-0705	07/07/23	2023		Bridgewater Dr	SR4	\$10,000.00	Window Replacement	\$185.00											\$185.00
2023-0678	07/07/23	605	E	2nd St	SR6	\$2,900.00	Tear off/Repair Partial Roof	\$78.50											\$78.50
2023-0709	07/07/23	213	E	4th St	SR6	\$1,200.00	tric Meter, Ground Cable, Sc	\$25.00					\$75.00	\$75.00					\$100.00
2023-0710	07/07/23	713		Eastwood Ln	MR8L	\$14,000.00	Tear off/Re roof	\$245.00											\$245.00
2023-0714	07/10/23	3805		Greenspire Ct	MR8L	\$8,600.00	Tear off/Re roof	\$164.00											\$164.00
2023-0712	07/10/23	661		Southtowne Dr	MR8S	\$1,400.00	Door Replacement	\$65.00											\$65.00
2023-0698	07/10/23	521	W	Perry St	SR6	\$32,000.00	Three Season Room Additor	\$515.00					\$10.00	\$10.00				\$60.00	\$700.00
2023-0711	07/10/23	605	E	Hurlbut	SR6	\$5,000.00	Replace Porch	\$110.00					\$10.00	\$10.00					\$130.00
2023-0716	07/10/23	936		Fremont St	SR6	\$3,500.00	Sewer Repair	\$25.00					\$10.00	\$10.00					\$25.00
2023-0717	07/10/23	409		Poachers Cir	SR4	\$36,000.00	Solar Panel Install	\$105.00					\$10.00	\$10.00					\$175.00
2023-0718	07/10/23	520		Warren Ave	SR6	\$4,700.00	Sewer Repair	\$83.00											\$83.00
2023-0723	07/11/23	508		Taylor Ridge	SR4	\$3,200.00	Door Replacement	\$83.00											\$83.00
2023-0724	07/11/23	923	E	2nd St	SR4	\$10,400.00	Window Replacement	\$191.99											\$191.99
2023-0725	07/11/23	1213		Baltic Mill Dr	SR4	\$7,200.00	Window & Patio Door	\$143.00											\$143.00
2023-0722	07/11/23	5337		Waters Bend Dr	SR4	\$16,000.00	Tear off/Re roof	\$275.00					\$10.00	\$10.00				\$60.00	\$145.00
2023-0720	07/11/23	2648		Henry Ct	SR4	\$2,000.00	Patio w/fire pit & Siding	\$65.00					\$10.00	\$10.00					\$75.00
2023-0684	07/11/23	652	W	6th St	SR6	\$2,000.00	tric Meter Socket & Garage I	\$25.00					\$10.00	\$10.00					\$100.00
2023-0726	07/11/23	1307	W	6th St	SR6	\$26,000.00	Solar Panel Install	\$105.00					\$10.00	\$10.00					\$175.00
2023-0719	07/11/23	326		Pebbles Ave	SR4	\$2,000.00	Repare patio & sidewalk	\$25.00					\$10.00	\$10.00					\$105.00
2023-0727	07/11/23	906		Garfield Ave	SR6	\$1,200.00	Siding	\$65.00					\$10.00	\$10.00					\$65.00
2023-0734	07/11/23	315		Channing Ave	SR6	\$14,000.00	Solar Panel Install	\$105.00					\$10.00	\$10.00					\$175.00
2023-0715	07/11/23	507	W	10th St	SR6	\$7,000.00	Patio Slab Concrete	\$25.00					\$10.00	\$10.00				\$60.00	\$105.00
2023-0729	07/11/23	223	E	Lincoln Ave	SR6	\$2,775.00	Patio Replacement	\$25.00					\$10.00	\$10.00				\$60.00	\$105.00
2023-0730	07/11/23	202	W	9th St	SR6	\$8,700.00	Driveway	\$25.00					\$10.00	\$10.00				\$60.00	\$75.00
2023-0728	07/14/23	1022	E	Lincoln Ave	SR6	\$1,250.00	Fence	\$25.00					\$10.00	\$10.00					\$75.00
2023-0739	07/14/23	1206		Luther Ave	SR6	\$14,000.00	Solar Panel Install	\$105.00					\$10.00	\$10.00					\$175.00
2023-0741	07/14/23	1715		12th Ave	SR6	\$5,000.00	Tear off/Re roof	\$110.00					\$10.00	\$10.00					\$75.00
2023-0737	07/17/23	2104		Wycliffe St	SR4	\$10,600.00	Fence	\$25.00					\$10.00	\$10.00					\$175.00
2023-0744	07/17/23	1412		Union Ave	SR6	\$14,000.00	Solar Panel Install	\$105.00					\$10.00	\$10.00					\$175.00
2023-0732	07/17/23	819	W	Lincoln Ave	SR6	\$15,000.00	Fence	\$25.00					\$10.00	\$10.00					\$155.00
2023-0749	07/17/23	1228		Dalbigne St	SR6	\$3,000.00	Replace tub w/ shower	\$25.00					\$10.00	\$10.00					\$75.00
2023-0753	07/18/23	1010		Sullivan Dr	SR6	\$28,000.00	Solar Panel Install	\$105.00					\$10.00	\$10.00					\$155.00
2023-0733	07/18/23	2027		Southwick Ln	SR4	\$4,000.00	Driveway & Approach	\$25.00					\$10.00	\$10.00					\$75.00
2023-0759	07/19/23	365		Whitetail Trl	SR6	\$3,000.00	Fence	\$25.00					\$10.00	\$10.00					\$75.00
2023-0756	07/19/23	1725		Danesfield Dr	SR4	\$8,000.00	Fence	\$25.00					\$10.00	\$10.00					\$75.00
2023-0721	07/19/23	507		Taylor Ridge	SR4	\$15,000.00	Tear off/Re Roof	\$260.00					\$10.00	\$10.00					\$260.00
2023-0763	07/19/23	1304		Oakbrook Dr	SR4	\$13,000.00	Tear off/Re Roof	\$230.00					\$10.00	\$10.00					\$230.00
2023-0761	07/19/23	1536		James Ct	SR6	\$9,000.00	Solar Panel Install	\$105.00					\$10.00	\$10.00					\$175.00
2023-0758	07/19/23	505	W	Taylor Ridge	SR4	\$15,000.00	Tear off/Re Roof	\$235.00					\$10.00	\$10.00					\$235.00
2023-0762	07/19/23	403		Boone St	SR6	\$7,000.00	Tear off/Re Roof	\$140.00					\$10.00	\$10.00					\$140.00
2023-0746	07/19/23	1114		8th Avenue	SR6	\$250.00	Fence	\$25.00					\$10.00	\$10.00					\$75.00
2023-0757	07/19/23	404	E	Locust St	SR6	\$1,500.00	Water/Sewer Repair	\$25.00					\$10.00	\$10.00					\$140.00

2023-0803	07/31/23	2000	Chamberlain St	SR4	\$16,000.00	ndow Replacement & Shutt	\$275.00													\$275.00
2023-0841	07/31/23	610	Glenwood Dr	SR6	\$5,000.00	Door Replacement	\$110.00													\$110.00
120					\$1,300,405.00		\$18,266.74	\$1,417.40	\$910.00	\$259.13	\$50.00	\$517.26	\$460.00	\$0.00	\$0.00	\$450.00	\$660.00			\$22,990.53
							120	24	6	3	3	48	46	0	0	15	11			\$0.00

COMMERCIAL MONTHLY REPORT JULY 2023

Permit #	Date	Street #	Dir	Street Name	Zone	Value	Construction Type	BLDG	ELECT	PLUMB	HVAC	INS	REWW	ZONG	FD REWV	SIGN	FENCE	SW/DW	AMT PD	EZ	TOTAL FEE	
2023-0701	07/10/23	6863		Indy Dr	PJ	\$32,000.00	Remove Parking Lot	\$12.50										\$55.00	\$67.50		\$67.50	\$135.00
2023-0740	07/11/23	305		Southtowne Dr	GB	\$20,000.00	Roof Replacement	\$945.00										\$95.00	\$945.00		\$945.00	\$1,345.00
2023-0794	07/24/23	1053		Logan Ave	GB	\$25,500.00	Replace Parking Lot	\$25.00											\$97.50		\$97.50	\$97.50
2023-0805	07/25/23	916	W	Lincoln Ave	RH	\$5,000.00	Pavilion	\$265.00											\$305.00		\$305.00	\$305.00
2023-0808	07/25/23	215	S	State St	CB	\$16,000.00	Tear off/Re Roof Flat Roof	\$305.00											\$463.00		\$463.00	\$463.00
2023-0760	07/26/23	2101		Gateway Center Dr	PB	\$4,750.00	Fire Alarm System Install	\$25.00	\$75.00										\$165.00		\$165.00	\$165.00
2023-0829	07/27/23	321	N	State St	CB	\$2,500.00	Window Replacement	\$105.00	\$50.00										\$270.00		\$270.00	\$270.00
2023-0669	07/27/23	905		Logan Ave	Nh	\$12,000.00	Solar Roof Mount	\$105.00	\$50.00										\$270.00		\$270.00	\$270.00
2023-0221	07/31/23	1988		Gateway Center Dr	PB	\$64,046.00	Solar Panel Install	\$105.00	\$50.00										\$0.00		\$0.00	\$0.00
9						\$181,796.00		\$1,352.50	\$175.00	\$0.00	\$0.00	\$0.00	\$312.50	\$50.00	\$363.00	\$0.00	\$0.00	\$140.00	\$2,393.00	\$67.50	\$2,460.50	

EZ Discount Report - JULY 2023

Permit #	Date	Street #	Dir	Street Name	Zone	Value	Construction Typ	BLDG	ELECT	PLUMB	HVAC	INS	REVV	ZONG	FD REVW	SIGN	FENCE	SW/DW	AMT PD	EZ	TOTAL FEE	
2023-0701	07/10/23	6863		Indy Dr	PI	\$32,000.00	Repave Parking Lo	\$12.50	\$0.00				\$0.00	\$0.00	\$0.00	\$0.00	\$0.00	\$0.00	\$55.00	\$67.50	\$67.50	\$135.00
						\$39,000.00		\$12.50	\$0.00				\$0.00	\$0.00	\$0.00	\$0.00	\$0.00	\$0.00	\$55.00	\$67.50	\$67.50	\$135.00

ELECTRICAL REGISTRATION JULY 2023

<u>Permit #</u>	<u>Date</u>	<u>FEE</u>	<u>PYMNT</u>	<u>NAME</u>	<u>CO NAME</u>	<u>REG #</u>	<u>EXPIRES</u>
2023-0708	07/07/23	\$ 50.00	1091	Alexander Castro	Alexander's Electricity	23-707-1	4/30/2024

JULY 2023 Building Department Deposit Report

DATE	BUILDG	ELECT	PLUMBG	HVAC	INSL	REVV	ZONG	SIGN	FENCE	SW&DW	AMT PAID	EZ DISC	TOTAL FEE	REINSPEC	T/MISC	FD REVW	CODE ENF	ELECTR	CERT	TOTAL DEP			
7/1/2023											\$0.00		\$0.00							\$0.00			
7/2/2023											\$0.00		\$0.00							\$0.00			
7/3/2023											\$0.00		\$0.00							\$0.00			
7/4/2023											\$0.00		\$0.00							\$0.00			
7/5/2023											\$2,786.25	\$1,871.25	\$4,657.50							\$2,786.25			
7/6/2023											\$462.00		\$462.00							\$462.00			
7/7/2023											\$1,158.00		\$1,158.00							\$1,158.00			
7/8/2023											\$0.00		\$0.00							\$0.00			
7/9/2023											\$0.00		\$0.00							\$0.00			
7/10/2023											\$968.50		\$968.50							\$968.50			
7/11/2023											\$1,611.50	\$67.50	\$1,679.00						\$50.00	\$1,018.50			
7/12/2023											\$692.99		\$692.99							\$692.99			
7/13/2023											\$525.00		\$525.00							\$525.00			
7/14/2023											\$555.00		\$555.00							\$555.00			
7/15/2023											\$0.00		\$0.00							\$0.00			
7/16/2023											\$0.00		\$0.00							\$0.00			
7/17/2023											\$360.00		\$360.00						\$255.00	\$615.00			
7/18/2023											\$925.00		\$925.00							\$925.00			
7/19/2023											\$282.61		\$282.61							\$282.61			
7/20/2023											\$1,405.00		\$1,405.00							\$1,405.00			
7/21/2023											\$5,594.75		\$5,594.75							\$5,594.75			
7/22/2023											\$0.00		\$0.00							\$0.00			
7/23/2023											\$0.00		\$0.00							\$0.00			
7/24/2023											\$0.00		\$0.00							\$0.00			
7/25/2023											\$1,976.18		\$1,976.18							\$1,976.18			
7/26/2023											\$2,780.99		\$2,780.99							\$2,780.99			
7/27/2023											\$1,623.00		\$1,623.00							\$1,986.00			
7/28/2023											\$1,542.50		\$1,542.50							\$1,542.50			
7/29/2023											\$0.00		\$0.00							\$0.00			
7/31/2023											\$1,314.00		\$1,314.00							\$0.00			
											\$20,563.27	\$1,938.75	\$28,502.02							\$27,231.27			
											\$20,318.23	\$1,792.40	\$975.00	\$259.13	\$50.00	\$1,373.51	\$485.00	\$0.00	\$450.00	\$860.00	\$363.00	\$255.00	\$50.00

Violation Report - July 2023

07/01/2023 - 07/31/2023

Case Date	Parcel Address	Assigned To	Description	Main Status
Group: Closed				
7/28/2023	2321 Sunset Dr.	Cara Whetsel	too many dogs (7) Large dogs never go outside	Closed
7/31/2023	338 W. Harrison	Cara Whetsel	mattress, couch & other junk in the front yard	Closed
7/27/2023		Cara Whetsel	The weeds behind my house are over 6 feet high	Closed
7/27/2023		Cara Whetsel	Garbage in bags accumulating in driveway. Increase of vermin in area, including deer.	Closed
7/27/2023	617 W LOCUST ST	Cara Whetsel	mattress & garbage in front yard	Closed
7/27/2023	1703 PEARL ST	Cara Whetsel	cars parking on grass	Closed
7/27/2023	628 JULIEN ST	Cara Whetsel	tall grass & weeds, inops	Closed
7/27/2023	1000 W CHRYSLER DR	Cara Whetsel	garbage, inop vehicles	Closed
7/26/2023	805 N STATE ST	Cara Whetsel	garbage & rubbish (wood logs, brush & grass clippings) on side of the street (ROW)	Closed
7/19/2023	1304 PERRSONS PKWY	Cara Whetsel	Pool w/o permit & building a raised brick flower bed in front of the fence blocking water flow	Closed

7/18/2023	1005 WARREN AVE	Cara Whetsel	garbage in front yard	Closed
7/19/2023	1580 N STATE ST	Cara Whetsel	tall grass	Closed
7/13/2023	329 W PERRY ST	Cara Whetsel	tall grass & weeds	Closed
7/19/2023	1223 S STATE ST	Cara Whetsel	tall weeds, Head high thistles	Closed
7/11/2023	426 W PERRY ST	Cara Whetsel	garbage all over the property, inop vehicle & tall weeds	Closed
7/12/2023	1419 7TH AVE	Cara Whetsel	tall grass & weeds	Closed

Group Total: 16

Group: In Progress

7/31/2023	328 W HARRISON ST	Cara Whetsel	mattress, couch, bed frame, other junk all in front yard.	In Progress
7/27/2023	329 W PERRY ST	Cara Whetsel	tall weeds on DW, broken garage door & loose siding, garbage	In Progress
7/27/2023	313 WARREN AVE	Cara Whetsel	garbage & rubbish, more than one boat, broken fence & tall weeds	In Progress
7/27/2023	310 WARREN AVE	Cara Whetsel	old siding in yard (garbage) vehicle parked over sidewalk.	In Progress
7/27/2023	466 N APPLETON RD	Cara Whetsel	inop vehicles parkin in grass, garbage & tall weeds	In Progress

7/27/2023	446 N APPLETON RD	Cara Whetsel	Vehicles and trailers parking on grass. Also tall grass & weeds	In Progress
7/10/2023	1015 MAPLE AVE	Cara Whetsel	garbage & tall weeds by garage	In Progress
7/19/2023	522 W 9TH ST	Cara Whetsel	Hole in shed roof	In Progress
7/19/2023	1206 PEARL ST	Cara Whetsel	falling fence & inop vehicles	In Progress
7/19/2023	1500 W 6TH ST	Cara Whetsel	potholes in driving & parking areas	In Progress
7/19/2023	658 JULIEN ST	Cara Whetsel	broken down truck in driveway that hasn't moved in months with windows down, weeds and grass are 3ft tall	In Progress
7/10/2023	1130 PEARL ST	Cara Whetsel	falling fence, garbage, too much outdoor storage, tall grass & weeds	In Progress
7/10/2023	2170 PEARL ST	Cara Whetsel	tall grass & weeds	In Progress
7/19/2023	524 BELOIT RD	Cara Whetsel	inop vehicles on property & balcony in disrepair	In Progress
7/6/2023	608 GARDNER ST	Cara Whetsel	tall grass & weeds & garbage in the back yard	In Progress
				Group Total: 15

Total Records: 31

CODE GRAPHS

ADVANCED SEARCH RESULTS

Select View

Selected	Case Date	Property Address	Description	Assigned To	Letter	Status	Edit/View
<input type="checkbox"/>	03/08/2023	211 E 2ND ST	Garbage in back yard & driveway, inoperable vehicle & truck w/ D plates	Cara Whetsel		Ticketed	
<input type="checkbox"/>	06/06/2023	1635 GLEN ELMS DR	tall grass, weeds & underbrush, bushes over sidewalk, garbage, fence in disrepair & holes in soffit & flashing	Cara Whetsel		Ticketed	
<input type="checkbox"/>	05/26/2023	1010 CASWELL ST	Garbage & tall weeds in the alley	Cara Whetsel		Ticketed	
<input type="checkbox"/>	05/26/2023	1405 S MAIN ST	tall grass & weeds, inoperable vehicle, too many recreational vehicles	Cara Whetsel		In Progress	
<input type="checkbox"/>	06/08/2023	1321 DOUGLAS CT	trailer parked in the grass	Cara Whetsel		In Progress	
<input type="checkbox"/>	06/08/2023	1405 CAROLYN CT	inoperable vehicle	Cara Whetsel		In Progress	
<input type="checkbox"/>	06/14/2023	214 REBECCA RD	inoperable vehicle & junk in the DW	Cara Whetsel		In Progress	
<input type="checkbox"/>	06/14/2023	409 REBECCA RD	garbage by the house & boat in the back yard parked in the grass	Cara Whetsel		In Progress	
<input type="checkbox"/>	06/14/2023	415 REBECCA RD	trailer in grass	Cara Whetsel		In Progress	
<input type="checkbox"/>	06/21/2023	854 BRADLEY LN	tall grass & broken fence	Cara Whetsel		In Progress	
<input type="checkbox"/>	06/21/2023	920 W LOCUST ST	broken windows	Cara Whetsel		In Progress	
<input type="checkbox"/>	06/27/2023	Riverbend West subdivision	tall grass on new house lots & empty lots	Cara Whetsel		In Progress	

Selected	Case Date	Property Address	Description	Assigned To	Letter	Status	Edit/View
<input type="checkbox"/>	06/27/2023	1106 KISHWAUKEE ST	garbage, tall weeds, inop vehicle & broken fence	Cara Whetsel		In Progress	
<input type="checkbox"/>	06/28/2023	1322 CASWELL ST	tall grass and garbage in the back yard	Cara Whetsel		In Progress	
<input type="checkbox"/>	07/06/2023	608 GARDNER ST	tall grass & weeds & garbage in the back yard	Cara Whetsel		In Progress	
<input type="checkbox"/>	06/28/2023	216 E HURLBUT AVE	branches in the front yard	Cara Whetsel		In Progress	
<input type="checkbox"/>	07/19/2023	524 BELOIT RD	inop vehicles on property & balcony in disrepair	Cara Whetsel		In Progress	
<input type="checkbox"/>	07/10/2023	2170 PEARL ST	tall grass & weeds	Cara Whetsel		In Progress	
<input type="checkbox"/>	07/10/2023	1130 PEARL ST	falling fence, garbage, too much outdoor storage, tall grass & weeds	Cara Whetsel		In Progress	
<input type="checkbox"/>	07/19/2023	658 JULIEN ST	broken down truck in driveway that hasn't moved in months with windows down, weeds and grass are 3ft tall	Cara Whetsel		In Progress	
<input type="checkbox"/>	07/19/2023	1500 W 6TH ST	potholes in driving & parking areas	Cara Whetsel		In Progress	
<input type="checkbox"/>	07/19/2023	1206 PEARL ST	falling fence & inop vehicles	Cara Whetsel		In Progress	
<input type="checkbox"/>	07/19/2023	522 W 9TH ST	Hole in shed roof	Cara Whetsel		In Progress	
<input type="checkbox"/>	07/10/2023	1015 MAPLE AVE	garbage & tall weeds by garage	Cara Whetsel		In Progress	
<input type="checkbox"/>	07/27/2023	446 N APPLETON RD	Vehicles and trailers parking on grass. Also tall grass & weeds	Cara Whetsel		In Progress	
<input type="checkbox"/>	07/27/2023	466 N APPLETON RD	inop vehicles parkin in grass, garbage & tall weeds	Cara Whetsel		In Progress	

Records 1 to 46 (of 46)

Selected	Case Date	Property Address	Description	Assigned To	Letter	Status	Edit/View
<input type="checkbox"/>	07/27/2023	310 WARREN AVE	old siding in yard (garbage) vehicle parked over sidewalk.	Cara Whetsel		In Progress	
<input type="checkbox"/>	07/27/2023	313 WARREN AVE	garbage & rubbish, more than one boat, broken fence & tall weeds	Cara Whetsel		In Progress	
<input type="checkbox"/>	07/27/2023	329 W PERRY ST	tall weeds on DW, broken garage door & loose siding, garbage	Cara Whetsel		In Progress	
<input type="checkbox"/>	07/31/2023	328 W HARRISON ST	mattress, couch, bed frame, other junk all in front yard.	Cara Whetsel		In Progress	
<input type="checkbox"/>	03/09/2023	1605 FOX FIELD DR	broken window & boxes on porch, may be a hoarder situation	Cara Whetsel		In Progress	
<input type="checkbox"/>	03/10/2023	215 E 2ND ST	garage roof in disrepair	Cara Whetsel		In Progress	
<input type="checkbox"/>	03/24/2023	704 WHITNEY BLVD	garbage & rubbish & fence too tall in front yard.	Cara Whetsel		In Progress	
<input type="checkbox"/>	02/01/2023	1230 S APPLETON RD	huge garbage pile in yard	Cara Whetsel		In Progress	
<input type="checkbox"/>	02/01/2023	1250 S APPLETON RD	garbage	Cara Whetsel		In Progress	
<input type="checkbox"/>	03/06/2023	124 N STATE ST	deterioration of the front facade with decorative features also in disrepair	Craig Wilcox		In Progress	
<input type="checkbox"/>	03/06/2023	138 N STATE ST	front façade & decorative features in disrepair	Craig Wilcox		In Progress	
<input type="checkbox"/>	04/05/2023	1605 FOX FIELD DR	Broken window, boxes piles up outside, garbage in front yard	Cara Whetsel		In Progress	
<input type="checkbox"/>	04/18/2023	716 S STATE ST	fence in disrepair, garbage & brush & broken garage door	Cara Whetsel		In Progress	

Selected	Case Date	Property Address	Description	Assigned To	Letter	Status	Edit/View
<input type="checkbox"/>	04/21/2023	841 W LOCUST ST	garage roof in disrepair	Cara Whetsel		In Progress	
<input type="checkbox"/>	05/24/2023	141 S APPLETON RD	tall grass & semi parking in grass	Cara Whetsel		In Progress	
<input type="checkbox"/>	05/24/2023	620 LOGAN AVE	tall grass& weeds	Cara Whetsel		In Progress	
<input type="checkbox"/>	05/24/2023	1105 WARREN AVE	tall grass	Cara Whetsel		In Progress	
<input type="checkbox"/>	05/24/2023	1213 PEARL ST	tall grass & weeds , garbage	Cara Whetsel		In Progress	
<input type="checkbox"/>	04/21/2023	1115 S STATE ST	front porch in disrepair, inop truck & garbage	Cara Whetsel		In Court	
<input type="checkbox"/>	03/29/2023	515 BUCHANAN ST	tall weeds & underbrush, holes in exterior walls, holes in soffit & fascia, garbage in yard, handrails & steps in disrepair on the porches, broken windows	Cara Whetsel		In Court	

1


Records 1 to 46 (of 46)

1304 Perrsons

Before



After



1322 Caswell

Before




After




1408 Dawngate

Before



After



1405 Carolyn

Before



After



INCOME STATEMENT FOR THE GENERAL FUND

Account #	Actual FY 23	Through	July	2023	25% of Budget	
		Month of July	YTD Actual for FY 24	Budget FY 24		
General Administration						
RE Property Tax	01-4-110-4010	1,770,704.94	0.00	976,331.27	1,769,385	55%
Hotel / Motel Tax	01-4-110-4011	3,980.28	0.00	0.00	2,200	0%
Auto Rental Tax	01-4-110-4012	8,170.04	591.39	2,011.31	8,000	25%
Muni Infrastructure Maint	01-4-110-4013	70,884.89	5,423.54	16,672.47	70,105	24%
State Income Tax	01-4-110-4100	4,094,235.45	380,793.29	1,276,145.28	4,151,926	31%
Home Rule Sales Tax	01-4-110-4109	1,569,897.68	125,747.88	348,707.57	1,603,027	22%
Muni Sales Tax	01-4-110-4110	5,037,083.37	412,296.34	1,152,911.32	5,148,032	22%
Sales Tax to Developer	01-4-110-4111	0.00	0.00	0.00	0	0%
Local Use Tax	01-4-110-4112	1,031,810.57	77,530.30	245,102.56	970,947	25%
Local Motor Fuel Tax	01-4-110-4113	390,702.87	31,036.85	95,471.12	405,000	24%
Cannabis Tax	01-4-110-4115	39,894.75	3,213.30	9,389.95	40,076	23%
Replacement Tax	01-4-110-4120	1,689,573.59	260,617.36	582,981.83	1,500,000	39%
Repl Tax Dist to Pensions	01-4-110-4121	(264,297.00)	0.00	0.00	(264,297)	0%
Grants	01-4-110-4150	0.00	2,500.00	55,500.00	0	0%
American Rescue Plan Act	01-4-110-4152	1,710,788.18	0.00	0.00	0	0%
Business License	01-4-110-4200	9,365.00	470.00	8,175.00	9,980	82%
Liquor License & Fines	01-4-110-4210	168,800.00	100.00	107,900.00	162,100	67%
Amusement Machine	01-4-110-4230	106,639.67	0.00	110,000.00	113,000	97%
Court Fines	01-4-110-4400	145,439.41	14,228.23	41,931.16	120,000	35%
Parking Fines	01-4-110-4410	3,660.00	25.00	205.00	2,000	10%
Seized Vehicle Fee	01-4-110-4420	45,950.00	3,600.00	10,500.00	35,000	30%
Engr Fees-Subdivision	01-4-110-4430	119,833.00	0.00	0.00	0	#DIV/0!
Video Gambling	01-4-110-4440	541,209.21	48,895.89	146,619.15	500,000	29%
Franchise Fees	01-4-110-4450	254,574.63	0.00	59,290.37	262,313	23%
Comcast Fees	01-4-110-4455	0.00	0.00	0.00	0	0%
Death/Birth Certificates	01-4-110-4460	22,478.00	2,623.00	4,741.00	21,174	22%
Accident/Fire Reports	01-4-110-4470	3,175.00	415.00	790.00	3,465	23%
Annexation/Plat Fees	01-4-110-4471	59,298.44	0.00	0.00	0	#DIV/0!
Tipping Fees	01-4-110-4472	21,609.46	7,300.46	103,790.97	20,000	519%
Fuel Charges (outside vendors)	01-4-110-4550	499,211.24	55,537.51	141,114.77	485,000	29%
Interest Income	01-4-110-4600	382,828.12	66,555.35	126,921.44	24,000	529%
Miscellaneous	01-4-110-4900	183,249.74	10,600.00	31,964.46	130,400	25%
Heritage Days	01-4-110-4901	90,968.86	10.00	33,040.00	0	#DIV/0!
Historic Pres. Fundraising	01-4-110-4902	858.60	0.00	0.00	0	0%
Historic Pres. Grant Reimb.	01-4-110-4903	0.00	0.00	0.00	0	0%
Sale of Assets	01-4-110-4950	0.00	0.00	0.00	0	0%
Operating Transfer in (Reserves)	01-4-110-9998	0.00	0.00	0.00	0	0%
Total General Administration Revenues		19,812,577.99	1,510,110.69	5,688,208.00	17,292,833	33%
Salaries - Elected Officials	01-5-110-5000	215,888.40	16,333.61	49,274.02	215,889	23%
Salaries - Regular - FT	01-5-110-5010	226,442.65	23,261.00	5,686.80	249,211	2%
Group Health Insurance	01-5-110-5130	465,308.60	41,090.20	127,037.24	518,316	25%
Health Ins Claims Pd (Dental)	01-5-110-5131	30,472.00	1,599.11	7,950.15	30,000	27%
Group Life Insurance	01-5-110-5132	1,368.90	88.72	88.72	1,377	6%
Health Insurance Reimb.	01-4-110-4540	(153,306.55)	(10,914.81)	(40,964.99)	(144,861)	28%
Unemployment Compensation	01-5-110-5136	2,506.96	0.00	0.00	0	0%
Memberships, Mtgs & Conf.	01-5-110-5154	3,149.60	0.00	392.02	31,655	1%
Subscriptions/Ed Materials	01-5-110-5156	715.20	0.00	0.00	0	#DIV/0!
Gen Admin Personnel & Benefit Expenses		792,545.76	71,457.83	149,463.96	901,587	17%
Repairs/Maint - Bldgs	01-5-110-6010	33,132.70	1,319.32	4,179.50	29,600	14%
Repairs/Maint - Equip	01-5-110-6020	3,235.97	301.63	945.59	5,000	19%
Legal	01-5-110-6110	9,493.39	393.39	1,115.03	46,250	2%
Other Professional Services	01-5-110-6190	106,919.29	1,630.81	6,703.77	92,000	7%
Back to Business Grant	01-5-110-6191	0.00	0.00	0.00	0	0%
Telephone	01-5-110-6200	21,042.92	121.85	1,796.27	21,250	8%
Codification	01-5-110-6225	950.00	0.00	513.00	6,200	8%
Other Communications	01-5-110-6290	1,655.56	146.36	342.38	2,250	15%
Gen Admin Contractual Expenses		176,429.83	3,913.36	15,595.54	202,550	8%

General Administration (cont)	Account #	Actual FY 23	Month of July	YTD Actual for FY 24	Budget FY 24	25% of Budget
Office Supplies	01-5-110-7020	108,715.04	2,312.77	40,187.00	122,334	33%
Gas and Oil	01-5-110-7030	481,925.30	63,332.89	127,066.13	460,000	28%
Other Supplies	01-5-110-7800	1,502.66	0.00	187.62	3,100	6%
Gen Admin Supplies Expenses		592,143.00	65,645.66	167,440.75	585,434	29%
Miscellaneous Expense	01-5-110-7900	93,410.99	1,666.73	13,156.38	33,150	40%
Reimb of Seized Vehicle Fee	01-5-110-7901	0.00	0.00	0.00	0	0%
Heritage Days	01-5-110-7902	96,130.62	11,971.01	44,610.75	0	0%
Comcast Charges	01-5-110-7903	0.00	0.00	0.00	0	0%
Historic Preservation	01-5-110-7904	0.00	0.00	0.00	0	0%
Disaster Relief	01-5-110-7905	42,033.24	13,875.00	41,841.00	0	#DIV/0!
Operating Transfers Out (ARPA)	01-5-110-9990	929,430.84	5,730.57	9,965.57	0	#DIV/0!
Operating Transfers Out	01-5-110-9999	2,191,532.60	122,299.64	334,992.91	1,451,085	23%
Total General Administration Expenses		3,942,192.80	276,954.23	725,260.29	3,173,806	23%
NET GENERAL ADMINISTRATION		15,870,385.19	1,233,156.46	4,962,947.71	14,119,027	35%
General Fund - Audit Department						
RE Taxes - Audit	01-4-130-4010	20,051.20	0.00	11,054.18	20,000	55%
Accounting & Auditing	01-5-130-6100	45,390.00	4,490.00	13,150.00	50,000	26%
NET - AUDIT DEPARTMENT		(25,338.80)	(4,490.00)	(2,095.82)	(30,000)	7%
General Fund - IMRF Department						
RE Taxes - IMRF	01-4-140-4010	65,046.67	0.00	35,885.65	65,000	55%
Replacement Tax	01-4-140-4120	90,999.00	0.00	0.00	90,999	0%
Expense Reimbursement	01-4-140-4940	15,664.88	868.56	2,597.49	17,121	15%
Total IMRF Revenues		171,710.55	868.56	38,483.14	173,120	22%
IMRF Premium Expense	01-5-140-5120	119,758.64	6,257.31	18,517.69	99,630	19%
NET - IMRF DEPARTMENT		51,951.91	(5,388.75)	19,965.45	73,490	27%
General Fund - Social Security Department						
RE Taxes - FICA/Med	01-4-150-4010	200,157.81	0.00	110,356.98	200,000	55%
Expense Reimbursement	01-4-150-4940	146,492.59	11,717.88	36,273.98	158,110	23%
Library Expense Reimb.	01-4-150-4941	36,007.97	3,128.90	9,140.39	42,425	22%
Total Soc Security Revenues		382,658.37	14,846.78	155,771.35	400,535	39%
FICA Expense	01-5-150-5110	235,689.41	19,091.37	58,040.00	240,393	24%
Medicare Expense	01-5-150-5112	148,125.89	11,598.75	38,808.88	151,975	26%
Total Soc Security Expenses		383,815.30	30,690.12	96,848.88	392,368	25%
NET - SOCIAL SECURITY DEPT		(1,156.93)	(15,843.34)	58,922.47	8,167	621%
General Fund - Liability Insurance Dept						
RE Taxes - Ins Liability	01-4-160-4010	300,214.25	0.00	165,532.61	300,000	55%
Expense Reimbursement	01-4-160-4940	0.00	0.00	0.00	0	0%
Total Liability Insurance Revenues		300,214.25	0.00	165,532.61	300,000	55%
Insurance Premium	01-5-160-6800	470,305.33	0.00	0.00	484,430	0%
NET - LIABILITY INSURANCE DEPT		(170,091.08)	0.00	165,532.61	(184,430)	-90%

Police Department	Account #	Actual FY 23	Month of July	YTD Actual for FY 24	Budget FY 24	25% of Budget
RE Property Tax	01-4-210-4010	1,202,323.45	0.00	728,943.51	1,321,032	55%
Grants	01-4-210-4150	22,148.92	5,054.03	5,054.03	20,750	24%
Asset Forfeiture Revenue	01-4-210-4386	8,858.78	0.00	0.00	0	#DIV/0!
Police Court Fines	01-4-210-4400	52,628.33	6,048.37	14,097.38	35,628	40%
eCitation Fees	01-4-210-4410	2,141.14	229.24	620.61	0	#DIV/0!
Sex Offender Reg Fee	01-4-210-4480	2,500.00	300.00	800.00	2,500	32%
Violent Offender Reg Fee	01-4-210-4490	0.00	0.00	0.00	0	0%
Miscellaneous Revenues	01-4-210-4900	32,076.45	6,968.05	14,523.05	35,000	41%
Expense Reimbursement	01-4-210-4940	19,247.05	0.00	1,801.36	0	0%
SRO Reimbursement	01-4-210-4945	85,146.52	0.00	20,548.36	108,180	19%
Sale of Assets	01-4-210-4950	32,000.00	11,185.00	11,185.00	0	0%
COSSAP Reimbursement	01-4-210-4955	135,570.47	10,326.65	31,015.95	0	0%
Total Police Department Revenues		1,594,641.11	40,111.34	828,589.25	1,523,090	54%
Salary - Regular - FT	01-5-210-5010	3,890,735.42	300,435.30	962,348.06	4,219,697	23%
Overtime	01-5-210-5040	290,874.09	41,961.90	93,738.99	365,650	26%
Police Pension	01-5-210-5122	1,781,438.00	0.00	0.00	1,572,765	0%
Health Insurance	01-5-210-5130	828,890.29	66,351.63	201,992.23	1,099,983	18%
Dental Claims	01-5-210-5131	47,429.92	4,978.70	10,742.70	52,000	21%
Unemployment Compensation	01-5-210-5136	1,043.42	0.00	0.00	0	0%
Uniform Allowance	01-5-210-5140	81,505.95	1,406.82	86,579.70	101,342	85%
Training	01-5-210-5152	53,695.53	15,758.10	28,639.57	132,780	22%
Police Dept Personnel & Benefit Expenses		6,975,612.62	430,892.45	1,384,041.25	7,544,217	18%
Repair/Maint-Equipment	01-5-210-6020	16,341.64	1,389.54	7,156.96	31,510	23%
Repair/Maint-Vehicles	01-5-210-6030	54,639.70	1,064.00	6,155.27	89,850	7%
Telephone/Utilities	01-5-210-6200	37,139.95	28,459.13	32,357.23	51,000	63%
Physical Exams	01-5-210-6810	13,467.50	440.00	440.00	11,840	4%
Community Policing	01-5-210-6816	4,674.57	2,891.24	2,995.45	10,000	30%
K-9 Program Expenses	01-5-210-6818	28,133.83	1,248.49	1,837.41	7,698	24%
Sex Offender State Disburse	01-5-210-6835	1,495.00	260.00	390.00	3,600	11%
Violent Offender State Disburse	01-5-210-6845	60.00	20.00	20.00	0	0%
Police Department - Contractual Expenses		155,952.19	35,772.40	51,352.32	205,498	25%
Office Supplies	01-5-210-7020	3,495.00	290.77	1,020.96	8,550	12%
Gas & Oil	01-5-210-7030	108,484.71	9,228.75	27,309.87	127,000	22%
Operating Supplies	01-5-210-7040	23,081.70	178.67	2,449.99	46,025	5%
Miscellaneous Expense	01-5-210-7900	8,790.29	1,517.93	3,418.65	18,700	18%
Police Asset Forfeiture Expense	01-5-210-7901	8,858.78	0.00	0.00	0	#DIV/0!
eCitation Expenses	01-5-210-7902	2,242.00	0.00	0.00	3,000	0%
Police Department - Supplies Expense		154,952.48	11,216.12	34,199.47	203,275	17%
Equipment	01-5-210-8200	42,858.23	149.90	2,062.29	4,530	46%
Vehicles	01-5-210-8300	0.00	0.00	0.00	0	#DIV/0!
Total Police Department Expenses		7,329,375.52	478,030.87	1,471,655.33	7,957,520	18%
NET - POLICE DEPARTMENT		(5,734,734)	(437,920)	(643,066)	(6,434,430)	10%
Public Safety Building Department						
Salaries - Regular - FT	01-5-215-5010	604,621.63	75,705.49	127,074.96	780,867	16%
Other (FICA & IMRF)	01-5-215-5079	83,696.73	9,599.46	16,113.11	123,455	13%
Other Contractual Services	01-5-215-6890	280,504.86	15,725.07	46,022.86	357,500	13%
NET - PUBLIC SAFETY BLDG DEPT		(968,823.22)	50,380.96	(189,210.93)	(1,261,822)	15%

Fire Department	Account #	Actual FY 23	Month of July	YTD Actual for FY 24	Budget FY 24	25% of Budget
RE Property Tax	01-4-220-4010	1,021,902.61	0.00	634,951.15	1,150,714	55%
Grants	01-4-220-4150	3,509.97	1,724.99	1,724.99	0	0%
Miscellaneous Revenues	01-4-220-4900	47,212.40	394.80	2,718.80	5,250	52%
Expense Reimbursement	01-4-220-4940	860.89	0.00	25,874.00	0	0%
Sale of Assets	01-4-220-4950	210,000.00	0.00	0.00	0	0%
Ambulance Services	01-4-220-4960	0.00	0.00	100.00	600,000	0%
Total Fire Department Revenues		1,283,485.87	2,119.79	665,368.94	1,755,964	38%
Salaries - Regular - FT	01-5-220-5010	2,315,718.51	180,909.81	645,883.39	2,569,796	25%
Overtime	01-5-220-5040	216,495.85	6,090.90	23,827.30	218,423	11%
Fire Pension	01-5-220-5124	1,439,187.00	0.00	0.00	1,247,022	0%
Health Insurance	01-5-220-5130	531,253.10	37,780.26	120,582.93	674,699	18%
Dental Insurance	01-5-220-5131	28,087.04	3,760.00	8,846.40	30,000	29%
Unemployment Compensation	01-5-220-5136	0.00	0.00	0.00	0	0%
Uniform Allowance	01-5-220-5140	35,397.45	425.54	36,429.08	40,200	91%
Training	01-5-220-5152	11,291.58	0.00	16.07	23,939	0%
Fire Depart Personnel & Benefits Expenses		4,577,430.53	228,966.51	835,585.17	4,804,079	17%
Repair/Maint-Bldg	01-5-220-6010	43,947.15	11,110.29	13,988.38	34,130	41%
Repair/Maint-Equipment	01-5-220-6020	17,905.12	3,097.53	8,484.18	17,050	50%
Repair/Maint-Vehicles	01-5-220-6030	46,883.58	3,887.07	4,746.66	49,000	10%
Telephone/Utilities	01-5-220-6200	11,213.06	976.09	2,456.28	11,811	21%
Physical Exams	01-5-220-6810	519.00	0.00	0.00	1,000	0%
Fire Prevention	01-5-220-6822	6,594.37	1,051.73	1,267.63	7,830	16%
Emergency Medical Supplies	01-5-220-6824	11,138.45	548.00	870.99	11,740	7%
Ambulance Services	01-5-220-6830	0.00	138,677.18	145,251.48	1,719,733	8%
Fire Department - Contractual Expenses		138,200.73	159,347.89	177,065.60	1,852,294	10%
Office Supplies	01-5-220-7020	29,697.38	1,186.37	18,262.81	33,850	54%
Gas & Oil	01-5-220-7030	27,759.67	4,071.12	9,722.24	35,094	28%
Operating Supplies	01-5-220-7040	8,296.17	1,383.17	2,039.23	9,900	21%
Miscellaneous Expense	01-5-220-7900	10,464.32	0.00	299.00	0	#DIV/0!
Fire Department - Supplies Expenses		76,217.54	6,640.66	30,323.28	78,844	38%
Equipment	01-5-220-8200	19,277.03	64.49	4,599.37	32,470	14%
Total Fire Department Expenses		4,811,125.83	395,019.55	1,047,573.42	6,767,687	15%
NET - FIRE DEPARTMENT		(3,527,639.96)	(392,899.76)	(382,204.48)	(5,011,723)	8%
Police & Fire Commission Department						
Physical Exams	01-5-225-6810	8,954.00	0.00	69.00	37,400	0%
Other Contractual Services	01-5-225-6890	10,701.63	3,033.00	3,183.00	12,250	26%
NET - POLICE & FIRE COMMISSION		(19,655.63)	3,033.00	(3,252.00)	(49,650)	7%

Community Development	Account #	Actual FY 23	Month of July	YTD Actual for FY 24	Budget FY 24	25% of Budget
Building Permits	01-4-230-4300	490,324.14	20,318.23	89,354.33	300,000	30%
Electric Permits	01-4-230-4310	79,267.21	1,792.40	6,248.47	36,000	17%
Electrician Certification Fees	01-4-230-4315	1,800.00	50.00	2,000.00	3,000	67%
Plumbing Permits	01-4-230-4320	16,562.17	975.00	4,224.70	17,000	25%
HVAC Permits	01-4-230-4330	36,230.90	259.13	2,004.56	18,000	11%
Plan Review Fees	01-4-230-4340	216,033.37	1,373.51	13,417.14	90,000	15%
Sidewalk/Lot Grading Fees	01-4-230-4350	36,737.20	860.00	4,118.50	20,000	21%
Insulation Permits	01-4-230-4360	12,080.00	50.00	400.00	9,000	4%
Fire Review Fees	01-4-230-4365	0.00	0.00	0.00	2,750	0%
Zoning Review Fee	01-4-230-4370	5,287.50	485.00	1,956.97	4,000	49%
Code Enforcement	01-4-230-4380	3,200.00	255.00	655.00	3,000	22%
Forced Mowings Reimb.	01-4-230-4385	232.50	0.00	140.00	0	0%
Other Permits	01-4-230-4390	6,480.00	450.00	2,785.00	4,000	70%
Miscellaneous	01-4-230-4900	472.00	0.00	20.00	100	20%
Expense Reimbursement	01-4-230-4940	3,584.31	0.00	141.06	3,000	5%
Planning Fees	01-4-230-4950	23,349.25	0.00	700.00	20,000	4%
Planning Miscellaneous	01-4-230-4955	0.00	125.00	460.00	1,000	46%
Building Department - Revenues		931,640.55	26,993.27	128,625.73	530,850	24%
Salaries- Regular - FT	01-5-230-5010	267,686.62	22,649.68	64,677.70	285,662	23%
FICA	01-5-230-5079	19,641.19	1,666.82	4,730.88	21,853	22%
IMRF	01-5-230-5120	15,664.88	868.56	2,597.49	17,121	15%
Health Ins Expense	01-5-230-5130	57,671.62	3,542.78	12,068.75	81,709	15%
Dental Insurance	01-5-230-5131	2,168.80	355.20	693.60	4,000	17%
Unemployment	01-5-230-5136	0.00	0.00	0.00	0	0%
Training	01-5-230-5152	1,270.08	0.00	0.00	2,000	0%
Building Dept Personnel & Benefits Expense		364,103.19	29,083.04	84,768.42	412,345	21%
Repair/Maint - Equip	01-5-230-6020	2,783.74	160.80	495.50	3,300	15%
Repair/Maint - Vehicles	01-5-230-6030	1,606.35	0.00	0.00	3,000	0%
Other Professional Services	01-5-230-6190	36,251.64	3,090.41	9,271.23	73,335	13%
Telephone	01-5-230-6200	1,666.96	121.86	243.70	1,700	14%
Postage	01-5-230-6210	5,201.94	319.02	680.98	6,000	11%
Printing & Publishing	01-5-230-6220	4,443.80	0.00	60.00	3,000	2%
Other Contractual Services	01-5-230-6890	0.00	0.00	0.00	6,150	0%
Building Department - Contractual Expenses		51,954.43	3,692.09	10,751.41	96,485	11%
Office Supplies	01-5-230-7020	5,719.90	0.00	528.83	5,000	11%
Gas & Oil	01-5-230-7030	1,838.88	198.35	520.96	2,500	21%
Miscellaneous Expense	01-5-230-7900	1,487.66	0.00	25.81	1,000	3%
Operating Transfer Out	01-5-230-9999	0.00	0.00	0.00	0	0%
Building Department - Supplies Expenses		9,046.44	198.35	1,075.60	8,500	13%
Total Building Department Expenses		425,104.06	32,973.48	96,595.43	517,330	19%
NET - BUILDING DEPARTMENT		506,536.49	(5,980.21)	32,030.30	13,520	237%
Civil Defense Department						
RE Tax - Civil Defense	01-4-240-4010	7,027.91	0.00	3,878.22	7,000	55%
Miscellaneous Revenues	01-4-240-4900	0.00	0.00	0.00	0	0%
Miscellaneous Expense	01-5-240-7900	0.00	0.00	6,223.00	6,800	92%
NET - CIVIL DEFENSE DEPARTMENT		7,027.91	75,705.49	(2,344.78)	200	-36%

Street Department	Account #	Actual FY 23	Month of July	YTD Actual for FY 24	Budget FY 24	25% of Budget
RE Tax - Road & Bridge	01-4-310-4010	340,586.34	0.00	200,220.15	320,000	63%
Grants	01-4-310-4150	0.00	846,407.24	846,407.24	0	0%
Sidewalk/Driveway/Lot Grading	01-4-310-4350	0.00	0.00	0.00	0	0%
Miscellaneous Revenues	01-4-310-4900	7,118.54	90.14	440.14	5,000	9%
Expense Reimbursement	01-4-310-4940	38,775.36	114,538.23	146,304.09	15,000	975%
Expense Reimbursement	01-5-310-4940	0.00	0.00	0.00	0	0%
Sale of Assets	01-4-310-4950	0.00	0.00	0.00	0	0%
Intergovernmental Revenue	01-4-310-4960	0.00	0.00	0.00	0	0%
Street Department - Revenues		386,480.24	961,035.61	1,193,371.62	340,000	351%
Salaries - Regular - FT	01-5-310-5010	713,714.43	58,076.29	173,880.54	763,453	23%
Overtime	01-5-310-5040	60,235.25	5,730.90	17,072.60	55,000	31%
Health Insurance	01-5-310-5130	232,540.16	22,219.73	66,804.51	281,272	24%
Uniform Allowance	01-5-310-5140	18,273.37	1,079.67	2,716.36	16,700	16%
Training	01-5-310-5152	1,091.58	0.00	0.00	1,500	0%
Street Dept - Personnel & Benefits Expenses		1,025,854.79	87,106.59	260,474.01	1,117,925	23%
Repair/Maint - Storm Drain	01-5-310-6001	20,983.49	4,991.00	9,859.55	30,000	33%
Repair/Maint - St/Parking Lot	01-5-310-6002	125,758.84	15,519.86	42,385.03	100,000	42%
Repair/Maint - Sidewalk/Curb	01-5-310-6003	94,070.35	361.72	1,476.72	40,000	4%
Repair/Maint - Building	01-5-310-6010	17,133.15	506.67	1,460.89	12,000	12%
Repair/Maint - Equipment	01-5-310-6020	142,623.71	38,596.27	57,685.69	140,000	41%
Repair/Maint - Traffic Signal	01-5-310-6024	25,692.03	312.00	980.28	32,500	3%
Telephone/Utilities	01-5-310-6200	9,586.71	894.94	1,753.76	9,200	19%
Leaf Clean-up/Removal	01-5-310-6826	973.00	0.00	0.00	12,000	0%
Street Department - Contractual Expenses		436,821.28	61,182.46	115,601.92	375,700	31%
Office Supplies	01-5-310-7020	5,880.80	162.70	494.30	6,000	8%
Gas & Oil	01-5-310-7030	84,954.94	4,023.41	15,550.67	80,000	19%
Operating Supplies	01-5-310-7040	28,032.72	1,708.95	15,970.65	30,000	53%
Miscellaneous Expense	01-5-310-7900	2,371.79	0.00	40.00	62,000	0%
Street Department - Supplies Expenses		121,240.25	5,895.06	32,055.62	178,000	18%
Equipment	01-5-310-8200	0.00	0.00	0.00	0	0%
Total Street Department Expenses		1,583,916.32	154,184.11	408,131.55	1,671,625	24%
NET - STREET DEPARTMENT		(1,197,436.08)	806,851.50	785,240.07	(1,331,625)	-59%
Street Lighting						
RE Tax - Street Lighting	01-4-330-4010	210,183.38	0.00	115,895.63	210,000	55%
Expense Reimbursement	01-5-330-4940	0.00	0.00	0.00	0	0%
Repair/ Maint - Street Light	01-5-330-6022	18,954.50	51.98	51.98	10,000	1%
Street Lighting - Electricity	01-5-330-6310	250,636.33	21,689.41	43,196.26	273,490	16%
NET - STREET LIGHTING		(59,407.45)	(21,741.39)	72,647.39	(73,490)	-99%

	Account #	Actual FY 23	Month of July	YTD Actual for FY 24	Budget FY 24	25% of Budget
Landfill Department						
RE Tax - Refuse/Landfill	01-4-335-4010	50,048.18	0.00	27,600.77	50,000	55%
Miscellaneous Revenue	01-4-335-4900	0.00	0.00	0.00	0	0%
Miscellaneous Expenses	01-5-335-7900	54,217.00	0.00	0.00	54,500	0%
NET - GARBAGE DEPARTMENT		(4,168.82)	0.00	27,600.77	(4,500)	-613%
Forestry Department						
RE Tax - Forestry	01-4-340-4010	40,062.49	0.00	22,085.26	40,000	55%
Other Fees	01-4-340-4490	0.00	0.00	0.00	0	0%
Miscellaneous	01-4-340-4900	0.00	0.00	0.00	0	0%
Forestry Department Revenues		40,062.49	0.00	22,085.26	40,000	55%
Repair/ Maint - Other	01-5-340-6090	0.00	0.00	0.00	0	0%
Tree Removal or Purchase	01-5-340-6850	53,490.50	0.00	480.00	43,000	1%
Miscellaneous Expense	01-5-340-7900	0.00	0.00	0.00	0	0%
Forestry Department Expenses		53,490.50	0.00	480.00	43,000	1%
NET - FORESTRY DEPARTMENT		(13,428.01)	0.00	21,605.26	(3,000)	0%
Engineering Department						
Engineering	01-5-360-6140	7,658.00	1,888.75	1,888.75	27,000	7%
Subdivision Expense	01-5-360-6824	27,415.00	12,307.50	14,302.50	10,000	143%
Office Supplies	01-5-360-7020	7,149.71	143.15	336.84	7,500	4%
Gas & Oil	01-5-360-7030	0.00	0.00	0.00	0	0%
NET - ENGINEERING DEPARTMENT		(42,222.71)	(14,339.40)	(16,528.09)	(44,500)	37%
Health / Social Services						
Council on Aging	01-5-410-6830	0.00	0.00	0.00	0	#DIV/0!
Demolition / Nuisance	01-5-410-6832	3,228.75	580.00	1,315.00	4,500	29%
NET - HEALTH / SOCIAL SERVICES		(3,228.75)	(580.00)	(1,315.00)	(4,500)	29%
Economic Development						
Planning Dept Services	01-5-610-6150	1,880.00	0.00	280.00	3,360	8%
Economic / Business	01-5-610-6840	80,430.00	0.00	61,000.00	87,462	70%
Tourism	01-5-610-6842	0.00	0.00	0.00	0	#DIV/0!
Historic Preservation	01-5-610-6844	4,425.81	0.00	2,500.00	4,550	55%
NET - ECONOMIC DEVELOPMENT		(86,735.81)	0.00	(63,780.00)	(95,372)	67%
Buchanan Street Strolls						
Strolls Vendor Fee	01-4-615-4490	0.00	0.00	0.00	0	#DIV/0!
Strolls Sponsors	01-4-615-4495	0.00	0.00	0.00	0	#DIV/0!
Strolls Miscellaneous	01-4-615-4900	0.00	0.00	0.00	0	#DIV/0!
STROLLS REVENUE		0.00	0.00	0.00	0	#DIV/0!
Buchanan Strolls Entertainment	01-5-615-6190	0.00	0.00	0.00	0	#DIV/0!
Buchanan Strolls Supplies	01-5-615-7040	0.00	0.00	0.00	0	#DIV/0!
Buchanan Strolls Misc.	01-5-615-7900	0.00	0.00	0.00	0	#DIV/0!
STROLLS EXPENSES		0.00	0.00	0.00	0	#DIV/0!
NET - BUCHANAN STREET STROLLS		0.00	0.00	0.00	0	#DIV/0!
Utility Tax Dept.						
Utility Tax - Electric	01-4-751-4131	1,011,810.07	94,399.51	218,995.28	1,100,000	20%
Utility Tax - Gas	01-4-751-4132	1,296,411.73	52,927.84	168,407.34	925,000	18%
Utility Tax - Telephone	01-4-751-4133	141,769.92	10,847.08	33,344.97	135,000	25%
Grants	01-4-751-4150	0.00	0.00	0.00	0	0%
Expense Reimbursement	01-4-751-4940	0.00	0.00	0.00	0	0%
Tripp Rd. Reconstruction	01-5-751-8056	0.00	0.00	0.00	0	0%
Southside Stormsewer Study	01-5-751-8058	0.00	0.00	0.00	0	0%
Bellwood Detention Basin	01-5-751-8060	0.00	0.00	0.00	0	0%
Poplar Grove/ Lawrenceville Int	01-5-751-8062	0.00	0.00	0.00	0	0%
		2,449,991.72	158,174.43	420,747.59	2,160,000	19%
TOTAL GENERAL FUND REVENUES		27,640,773.81	2,714,260.47	9,465,212.29	24,803,392	38%
TOTAL GENERAL FUND EXPENSES		20,608,948.25	1,519,323.48	4,201,769.85	22,958,030	18%
NET REV OVER (UNDER) EXP		7,031,825.56	1,194,936.99	5,263,442.44	1,845,363	

CASH FLOW STATEMENT FOR WATER / SEWER FUND as of July, 2023

Water / Sewer General Administration

Line Item	Account #	Actual FY 23	Month of July	Actual FY 24	Budget FY 24	25% of Budget
Beginning Cash & Investments		75,632		76,901.00	75,632	
Interest Income-sweep acct	61-4-110-4600	0	0.00	0.00	200	
Miscellaneous Revenues	61-4-110-4900	1,269	0.00	0.00	0	
Operating Transfer Out	61-5-110-9999	0	0.00	0.00	0	
Ending Cash		76,901	0.00	76,901.00	75,832	

Water Department

Line Item	Account #	Actual FY 23	Month of July	Actual FY 24	Budget FY 24	25% of Budget
Beginning Cash & Investments		220,437		273,187.92	258,350	
Water Consumption	61-4-810-4500	1,943,871	185,183.34	465,247.94	2,020,285	23%
Dep on Agr - Westhill	61-4-810-4521	31,738	0.00	7,311.00	10,000	0%
Meters Sold	61-4-810-4530	159,337	7,973.00	13,542.00	97,250	14%
Other Services	61-4-810-4590	3,397	233.00	630.50	3,000	21%
W/S Interest	61-4-810-4600	133	22.04	44.52	200	22%
Miscellaneous Revenues	61-4-810-4900	50	0.00	7,934.23	0	0%
Expense Reimbursement	61-4-810-4940	500	0.00	4,509.94	0	0%
Sale of Assets	61-4-810-4950	0	0.00	0.00	0	0%
Operating Transfers-In	61-4-810-9998	0	0.00	0.00	0	0%
Total Water Department Revenues		2,139,026	193,411.38	499,220.13	2,130,735	23%
Salaries - Regular - FT	61-5-810-5010	557,086	43,236.57	162,812.18	604,665	27%
Overtime	61-5-810-5040	59,607	0.00	3,522.61	35,000	10%
FICA Water	61-5-810-5079	43,500	3,297.11	10,740.41	48,916	22%
IMRF	61-5-810-5120	40,295	2,122.92	6,913.72	38,323	18%
Group Health Insurance	61-5-810-5130	211,134	16,931.56	50,903.66	192,524	26%
Uniform Allowance	61-5-810-5140	7,856	731.86	1,874.75	12,525	15%
Rep& Maint-Infrastructure	61-5-810-6000	128,858	2,157.40	11,089.80	74,000	15%
Rep& Maint - Buildings	61-5-810-6010	12,236	251.18	991.33	16,000	6%
Rep& Maint - Equipment	61-5-810-6020	54,961	5,579.00	17,298.05	35,000	49%
Rep& Maint - Vehicles	61-5-810-6030	12,927	649.89	2,051.87	20,000	10%
Rep& Maint - Contractual	61-5-810-6040	87,283	6,057.16	12,567.86	80,000	16%
Other Professional Serv	61-5-810-6190	7,318	0.00	2,553.63	10,000	26%
Telephone	61-5-810-6200	5,935	524.33	1,067.22	10,000	11%
Postage	61-5-810-6210	24,040	1,193.28	4,872.10	18,000	27%
Utilities	61-5-810-6300	134,570	269.59	18,521.39	200,000	9%
Office Equip Rental/Maint	61-5-810-6410	25,309	451.50	1,149.29	33,000	3%
Liability Insurance	61-5-810-6800	114,568	0.00	0.00	118,450	0%
Lab Expense	61-5-810-6812	17,036	1,432.69	3,289.12	47,000	7%
Office Supplies	61-5-810-7020	26,450	107.38	4,168.69	10,000	42%
Gas & Oil	61-5-810-7030	24,801	2,478.68	4,651.03	25,000	19%
Operating Supplies	61-5-810-7040	82,019	12,563.57	20,760.70	67,000	31%
Chemicals	61-5-810-7050	105,842	7,714.89	24,099.52	120,000	20%
Meters	61-5-810-7060	100,821	22,600.00	31,011.79	20,000	155%
Bad Debt Expense	61-5-810-7850	822	0.00	51.94	2,000	3%
Miscellaneous Expense	61-5-810-7900	7,112	188.76	757.58	4,000	19%
Disaster Relief	61-5-810-7905	0	0.00	0.00	0	#DIV/0!
Equipment	61-5-810-8200	0	0.00	0.00	0	0%
Transfer Out	61-5-810-9999	0	0.00	0.00	0	0%
Depreciation Set Aside		295,000	23,750.00	71,250.00	285,000	25%
Bond Pmt Set Aside		0	0.00	0.00	0	0%
Total Water Department Expenses		2,187,386	154,289.32	468,970.24	2,126,403	22%
NET WATER DEPARTMENT		(48,360)	39,122.06	30,249.89	4,332	
Change in Accounts Receivable (YTD)		(4,390)		(4,390.37)		
Ending Cash & Investments		220,437	39,122.06	299,047.44	262,682	

CASH FLOW STATEMENT FOR WATER / SEWER FUND as of July, 2023

Sewer Department

Line Item	Account #	Actual FY 23	Month of July	Actual FY 24	Budget FY 24	25% of Budget
Beginning Cash & Investments		649,934		555,395.78	400,598	
Grants	61-4-820-4150	0	0.00	0.00	0	0%
Sewer Consumption	61-4-820-4500	2,656,966	242,865.15	708,528.36	2,489,404	28%
Dep on Agr - Westhills	61-4-820-4521	13,946	0.00	3,939.00	10,000	0%
Meters Sold	61-4-820-4530	158,854	7,973.00	13,542.00	97,250	14%
Other Services	61-4-820-4590	40,214	4,897.40	11,990.50	53,000	23%
WWT Interest	61-4-820-4600	10,145	1,792.74	3,229.34	0	#DIV/0!
Miscellaneous Revenues	61-4-820-4900	18,914	8,768.00	8,768.00	0	0%
Expense Reimbursement	61-4-820-4940	0	0.00	0.00	0	0%
Operating Transfers-In	61-4-820-9998	0	0.00	0.00	0	0%
Total Sewer Department Revenues		2,899,039	266,296.29	749,997.20	2,649,654	28%
Salaries - Regular - FT	61-5-820-5010	633,645	49,571.31	193,980.01	686,691	28%
Overtime	61-5-820-5040	58,146	6,712.90	20,434.26	55,000	37%
FICA WWTP	61-5-820-5079	51,860	4,297.39	13,448.52	56,712	24%
IMRF	61-5-820-5120	48,042	2,763.56	8,647.78	44,430	19%
Group Health Insurance	61-5-820-5130	213,508	21,126.46	63,488.36	242,263	26%
Dental Claims	61-5-820-5131	0	0.00	0.00	0	#DIV/0!
Uniform Allowance	61-5-820-5140	18,513	1,876.50	3,611.46	20,600	18%
Travel	61-5-820-5151	0	0.00	0.00	0	#DIV/0!
Rep & Maint - Infrastruc.	61-5-820-6000	0	0.00	0.00	0	#DIV/0!
Rep & Maint - Lift Stations	61-5-820-6005	24,979	11,959.82	15,452.52	25,000	62%
Rep & Maint - Buildings	61-5-820-6010	83,944	2,184.57	8,394.64	90,000	9%
Rep & Maint - Equipment	61-5-820-6020	57,682	4,111.86	27,359.84	0	#DIV/0!
Rep & Maint - Vehicles	61-5-820-6030	11,137	35.33	360.31	28,000	1%
Rep & Maint - Contractual	61-5-820-6040	30,056	13,599.03	17,613.57	50,000	35%
Other Professional Serv	61-5-820-6190	66,213	35,288.75	39,049.00	73,500	53%
NARP Watershed	61-5-820-6195	34,232	0.00	17,116.00	18,000	95%
Telephone	61-5-820-6200	7,577	422.10	1,540.98	12,200	13%
Postage	61-5-820-6210	14,781	1,139.76	4,818.56	17,000	28%
Utilities	61-5-820-6300	173,119	3,052.04	22,183.12	200,000	11%
Office Equip Rental/Maint	61-5-820-6410	7,460	450.18	1,148.38	9,000	13%
Liability Insurance	61-5-820-6800	136,049	0.00	0.00	140,000	0%
Lab Expense	61-5-820-6812	51,713	4,773.42	25,151.20	50,000	50%
Sludge Disposal	61-5-820-6814	16,893	8,488.25	9,277.20	15,000	62%
Maintenance Supplies	61-5-820-7010	313	0.00	0.00	0	#DIV/0!
Office Supplies	61-5-820-7020	26,416	181.95	4,243.24	12,000	35%
Gas & Oil	61-5-820-7030	20,776	759.98	1,603.82	25,000	6%
Operating Supplies	61-5-820-7040	27,093	1,066.76	2,782.19	20,000	14%
Chemicals	61-5-820-7050	105,922	12,200.65	12,200.65	58,000	21%
Meters	61-5-820-7060	100,821	22,600.00	31,011.79	20,000	155%
Bad Debt Expense	61-5-820-7850	1,053	0.00	63.93	2,000	3%
Miscellaneous Expenses	61-5-820-7900	2,909	198.00	198.00	2,000	10%
Disaster Relief	61-5-820-7905	0	0.00	0.00	0	#DIV/0!
Equipment	61-5-820-8200	0	0.00	0.00	0	0%
Operating Transfer Out	61-5-820-9999	0	0.00	0.00	0	0%
Depreciation Set Aside		255,000	21,250.00	63,750.00	255,000	25%
Bond Pmt Set Aside		123,000	10,250.00	30,750.00	123,000	25%
		2,402,852	240,360.57	639,679.33	2,350,396	27%

Sewer Department

Collection System Expenses

Salaries - Regular - FT	61-5-830-5010	369,618	28,937.68	87,664.52	375,223	23%
Overtime	61-5-830-5040	42,033	3,202.53	8,553.33	30,000	29%
FICA Sewer	61-5-830-5079	31,491	2,456.56	7,354.17	31,000	24%
IMRF	61-5-830-5120	29,024	1,578.07	4,724.27	24,286	19%
Group Health Insurance	61-5-830-5130	134,440	13,911.10	41,733.30	140,629	30%
Uniform Allowance	61-5-830-5140	6,306	544.56	1,369.59	6,600	21%
Rep & Maint - Infrastructure	61-5-830-6000	15,914	1,289.00	2,564.00	35,000	7%
Rep & Maint - Equipment	61-5-830-6020	12,857	0.00	964.51	14,000	7%
Rep & Maint - Vehicles	61-5-830-6030	7,677	754.83	974.64	20,000	5%
Telephone	61-5-830-6200	2,758	229.65	478.25	0	#DIV/0!
Office Equip Rent/Maint	61-5-830-6410	16,518	1.75	1.75	30,000	0%
Gas & Oil	61-5-830-7030	11,227	1,216.93	2,423.46	12,000	20%
Operating Supplies	61-5-830-7040	55,327	3,977.39	10,162.21	23,000	44%

Sewer Department

	Account #	Actual FY 23	Month of July	Actual FY 24	Budget FY 24	25% of Budget
Misc. Expense	61-5-830-7900	3,083	0.00	0.00	1,500	0%
Equipment	61-5-830-8200	0	0.00	0.00	0	0%
Total Sewer Department Expenses		3,138,055	298,460.62	808,647.33	3,093,634	26%
NET SEWER DEPARTMENT		(90,135)	(32,164.33)	(58,650.13)	(443,980)	
Change in Accounts Receivable		(4,403)		(4,402.85)	0.00	
Ending Cash & Investments		555,396		492,342.80	(43,382)	

Bond Reserves (necessary per bond ordinances) - was 06-15

Beginning Cash & Investments	39,451		41,741.72	39,451	
Additional reserves	0	0.00	0.00	0	0%
Interest Income	2,291	337.03	720.50	0	0%
Transfer Out: Bond Payment	0	0.00	0.00	0	0%
Ending Cash & Investments	41,742	337.03	42,462.22	39,451	

Connection Fees (plant expansion) / Deposits on Agreement (system extensions) Accounting - was 05-10

Beginning Cash & Investments	2,882,401		3,184,126.54	3,669,140		
Sources						
Interest Income	20,288	3,001.20	6,415.96	12,000	53%	
Connection Fees	61-4-810-4510	151,508	0.00	9,935.00	50,000	20%
Deposits on Agreement	61-4-810-4520	3,345	0.00	5,149.00	2,000	257%
Connection Fees	61-4-820-4510	306,257	0.00	22,050.00	65,000	34%
Deposits on Agreement	61-4-820-4520	3,891	0.00	2,751.00	2,000	138%
Connection Fee Set-Aside		0	0.00	0.00	0	0%
TOTAL Sources	485,289	3,001.20	46,300.96	131,000	35%	
Uses						
Construction in Progress - Water (1790)	9,320	0.00	0.00	0	0%	
Construction in Progress - Sewer (1790)	78,737	0.00	0.00	0	0%	
Equipment & Vehicles (1750)	95,506	0.00	0.00	0	0%	
Recapture Refunds	0	0.00	0.00	0	0%	
Land (1710)	0	0.00	0.00	0	0%	
Loan to Depreciation Fund	0	0.00	0.00	0	0%	
TOTAL Uses	183,563	0	0.00	0	0%	
Ending Cash & Investments	3,184,127		3,230,427.50	3,800,140		

Line Item	Account #	Actual FY 23	Month of July	Actual FY 24	Budget FY 24	25% of Budget
Depreciation Funding - was 04-09 and 06-08						
Beginning Cash & Investments		1,418,567		1,974,570.37	(148,156)	
Sources						
Interest Income		16,394	2,425.91	5,186.09	10,200	51%
Loan Funds		0	0.00	0.00	0	0%
Grant		0	0.00	0.00	0	0%
Miscellaneous		0	0.00	0.00	0	0%
Depreciation set aside - Water (for Plant)		295,000	23,750.00	71,250.00	285,000	25%
Depreciation set aside - Water (for System)		0	0.00	0.00	0	0%
Depreciation set aside - Sewer (for System)		255,000	21,250.00	63,750.00	255,000	25%
Depreciation set aside - Sewer (for Repl)		0	0.00	0.00	0	0%
Loan From Connection Fees		0	0.00	0.00	0	0%
TOTAL Sources		566,394	47,425.91	140,186.09	550,200	25%
Uses						
Construction in Progress - Water (1790)		56,224	25,515.43	27,315.43	0	#DIV/0!
Construction in Progress - Sewer (1790)		0	0.00	0.00	1,400,000	0%
Equipment & Vehicles (1750 & 1760)		0	0.00	96,205.00	325,000	30%
Buildings		0	0.00	0.00	0	0%
Transfer Out - Connection Fees Loan Payn		0	0.00	0.00	0	0%
Transfer Out- City Hall Roof		0	0.00	0.00	0	0%
TOTAL Uses		56,224	25,515.43	123,520.43	1,725,000	7%
Ending Cash & Investments		1,928,737		1,991,236.03	(1,322,956)	

Bond Payments Accounting - was 06-10 and 06-13

Beginning Cash & Investments		58,419		121,865.14	58,943	
Sources						
Interest Income		2,322	408.64	873.59	300	291%
Bond Proceeds	61-4-110-4901	0	0.00	0.00	0	0%
Operating Transfers-In	61-4-110-9998	0	0.00	0.00	0	0%
Bond Pmt Set Aside		123,000	10,250.00	30,750.00	123,000	25%
TOTAL Sources		125,322	10,658.64	31,623.59	123,300	26%
Uses						
Debt Service - Principal	61-5-110-8910	54,624	0.00	54,287.18	110,279	49%
Interest Expense	61-5-110-8920	7,251	0.00	7,588.65	13,472	56%
Fiscal Charges	61-5-110-8930	0	0.00	0.00	0	0%
Bond Issuance Costs	61-5-110-9031	0	0.00	0.00	0	0%
TOTAL Uses		61,876	0.00	61,875.83	123,751	50%
Ending Cash & Investments		121,865		91,612.90	58,492	

City of Belvidere's CD INVESTMENTS AS OF :

07/31/23

Fund #	Where	Dated	Maturity	Rate	Amount	Term	Interest Due	Maturity Value
01								
General								
Fund								
Acct#								
01-1150	Byron Bank	11/3/22	11/3/23	0.33%	23130	365	3,482.43	1,074,998.41
	Blackhawk	11/22/22	11/22/23	0.33%	70007372	365	3,264.33	1,007,672.80
	Byron Bank	11/18/22	11/18/23	0.33%	25320	365	3,637.73	1,122,940.60
	Byron Bank	5/19/23	3/20/24	0.44%	25954	306	3,692.34	1,016,167.64
	Byron Bank	10/2/22	10/2/23	0.30%	25634	365	3,020.29	1,009,783.53
ARPA	Byron Bank	9/26/22	8/26/23	0.30%	26344	334	4,696.47	1,715,484.65
General Fund Total					6,925,254.04		14,076.83	
MFT								
Fund	Byron	3/30/23	2/28/24	0.30%	25930	335	1,386.02	504,766.07
Acct #								
10-1150								
61								
Water	Byron	5/9/23	3/10/24	0.44%	25952	306	3,355.54	923,474.69
Sewer	Byron	12/30/22	11/30/23	0.43%	23707	335	1,548.14	398,437.75
Acct#	Stillman Bank	8/29/22	8/29/24	0.32%	6300240	731	6,665.25	1,063,193.66
61-1150								
Water/Sewer Total					2,373,537.17		11,568.92	
Total					9,802,171.26		25,645.76	

Midland States Bank	0.00
Blackhawk	1,004,408.47
First National Bank	0.00
Stillman Bank	1,056,528.41
Byron Bank	7,741,234.38
	<u>9,802,171.26</u>

Blackhawk Money Markets (2.75%)	10,834,583.58
Midland States Bank Sweep Accts (4.2%)	4,789,034.73
IMET (Illinois Metropolitan Investment Fund)	2,415,858.22
Illinois Funds	9,281,964.75

City of Belvidere
Committee of the Whole
Building, Planning, Zoning and Public Works
Minutes

Date: August 14, 2023

Convened in the Belvidere Council Chambers, 401 Whitney Blvd., Belvidere Illinois at 6:00p.m.

Call to Order – Mayor Clinton Morris.

Roll Call:

Present: J. Albertini, R. Brereton, M. Fleury, W. Frank,
S. Gramkowski, M. McGee and D. Snow.

Absent: M. Freeman, N. Mulhall and T. Porter.

Other staff members in attendance:

Director of Buildings Kip Countryman, Community Development Planner Gina DelRose, Public Works Director Brent Anderson, Budget and Finance Officer Shannon Hansen, Fire Chief Shawn Schadle, Police Chief Shane Woody, City Attorney Mike Drella and City Clerk Sarah Turnipseed.

Public Comment: Mayor Morris thanked everyone who helped and came to the VFW on August 12, 2023, for the dedication of Logan Avenue to Vietnam Veteran Jeffrey Earl Smith.

Public Forum: None.

Reports of Officers, Boards and Special Committees:

1. Building, Planning & Zoning, Unfinished Business: None.
2. Building, Planning & Zoning, New Business:
(A) Building Department - Update.

Director of Buildings Kip Countryman presented an update.

(B) Planning & Zoning Department - Update.

Community Development Planner Gina DelRose presented an update.

(C) Special Use Extension 2061-2115 North State Street.

Motion by Ald. Snow, 2nd by Ald. Fleury to approve the Special Use Extension for 2061-2115 North State Street for one year. Discussion took place concerning extension request. Aye voice vote carried. Motion carried.

3. Public Works, Unfinished Business: None.

4. Public Works, New Business:

(A) Public Works – Update.

Public Works Director Brent Anderson presented an update. Discussion took place concerning update.

(B) Watershed Workshops.

For information only.

(C) Intersection Review – 8th Ave. & W. 5th Street.

Motion by Ald. Snow, 2nd by Ald. Fleury to approve the installation of a stop sign(s) on W. 5th Street where it intersects with 8th Ave. Discussion took place concerning intersection review. Aye voice vote carried. Motion carried.

(D) Intersection Review – Willow Street & Beacon Drive.

Motion by Ald. Snow, 2nd by Ald. Frank to approve the installation of yield sign(s) on Willow Street where it intersects with Beacon Drive. Discussion took place concerning intersection. Aye voice vote carried. Motion carried.

(E) Biennial Bridge Inspections.

Motion by Ald. Gramkowski, 2nd by Ald. McGee to approve the cost of the NBIS biennial bridge inspections on a time and material basis, not-to-exceed \$13,500.00. This work will be paid for from Line Item #01-5-360-6140 Engineering Services. Aye voice vote carried. Motion carried.

(F) Well #11 Drilling – Engineering Services Amendment.

Motion by Ald. Albertini, 2nd by Ald. Fleury to approve Amendment #1 to the Engineering Services Agreement with Strand Associates for Well #11, in the amount not-to-exceed \$8,550.00. This work will be paid for from the Water Plant Depreciation Fund. Discussion took place concerning engineering services and delay of project. Aye voice vote carried. Motion carried.

(G) Allocation of ARPA Funds.

Motion by Ald. Frank, 2nd Ald. Albertini to approve the use of \$816,000.00 of ARPA funds in FY24 for the construction costs related to the Primary Clarifier Upgrades. Discussion took place concerning ARPA funds. Aye voice vote carried. Motion carried.

5. Other:

(A) Police – Donation to the Belvidere Police Dept. from Paul & Dorothy Hale.

Motion by Ald. McGee, 2nd by Ald. Fleury to accept the donation of \$100.00, check #4566 from Paul and Dorothy Hale, to be used for the Qualification Banquet this October. Aye voice vote carried. Motion carried.

(B) Fire – Replacement of concrete approach at Fire Station 1 and Fire Station 2.

Discussion took place concerning replacement of concrete approaches. Motion by Ald. Albertini, 2nd by Ald. McGee to approve the proposal from Aldos Inc. in the amount of \$40,933.00 to replace the concrete approach at Station 2 and repair the Station 2 drains. This work will be paid for from Capital Funds. Aye voice vote carried. Motion carried.

Motion by Ald. Snow, 2nd by Ald. Gramkowski to approve the proposal from Aldos Inc. in the amount of \$25,636.50 to replace the concrete approach at Station 1. This work will be paid for from Capital Funds. Aye voice vote carried. Motion carried.

Motion by Ald. Albertini, 2nd by Ald. Fleury to approve the proposal from Lifestyle-Garage for \$18,000.00 to resurface the Station 2 apparatus bay floor. This work will be paid for from Capital Funds. Discussion took place concerning proposals. Aye voice vote carried. Motion carried.

(C) Amendment of Section 74-221, Fireworks, of the City Code.

Motion by Ald. Snow, 2nd by Ald. Brereton to amend section 74-221 of the City of Belvidere Municipal Code to set the minimum fine for violation of the section at \$250.00. Motion by Ald. Snow, 2nd by Ald. Albertini to amend minimum fine for violation of this section to \$500.00. Discussion took place concerning Fireworks. Aye voice vote carried on motion to amend. Motion to amend carried. Aye voice vote on original motion as amended carried. Motion carried.

6. Adjournment:

Motion by Ald. McGee, 2nd by Ald. Albertini to adjourn at 7:06p.m. Aye voice vote carried. Motion carried.

_____ Mayor

Attest: _____ City Clerk

ORDINANCE #633H
AN ORDINANCE AMENDING SECTION 2-61
MEETINGS TIME AND PLACE OF THE CITY OF BELVIDERE
MUNICIPAL CODE

NOW, THEREFORE, BE IT RESOLVED by the City Council of the City of Belvidere as follows:

SECTION 1: Section 2-61 of the City of Belvidere Municipal Code is amended to read as set forth in the attached Exhibit A which is incorporated herein by this reference.

SECTION 2: If any section, paragraph, subdivision, clause, sentence or provision of this Ordinance shall be adjudged by any Court of competent jurisdiction to be invalid, such judgment shall not affect, impair, invalidate or nullify the remainder thereof, which remainder shall remain and continue in full force and effect.

SECTION 3: This Ordinance shall be in full force and effect from and after its passage and publication in pamphlet form as required by law.

Voting Aye: .

Voting Nay: .

Absent: .

APPROVED:

Mayor

ATTEST:

City Clerk Sarah Turnipseed

(SEAL)

Passed:

Approved:

Published:

Sec. 2-61. Time and place.

The regular meetings of the council shall be held at the city hall on the first and third Monday of every month at the hour of 6:00 p.m. If the regular meeting falls on a legal holiday, the meeting shall take place on the next secular day at the same hour. Adjourned meetings may be held at such time as the council may determine.

ORDINANCE #634H
 AN ORDINANCE AMENDING SECTION 110-91, STOP STREETS,
 OF THE CITY OF BELVIDERE MUNICIPAL CODE
 TO ADD WEST 5th STREET AT 8th AVENUE
 AS TWO-WAY STOP

NOW, THEREFORE, BE IT RESOLVED by the City Council of the City of Belvidere as follows:

SECTION 1: Section 110-91, Stop Streets, of the City of Belvidere Municipal Code is hereby amended to add the intersection of Garfield Ave. and West 5th St. as a two-way stop intersection on West 5th St. as follows:

West 5 th St.	8 th Ave.	2 Way Stop on West 5 th Ave. at 8 th Ave.	
--------------------------	----------------------	---	--

SECTION 2: The Official Traffic Regulation Map shall be amended in conformance with this Ordinance.

SECTION 3: If any section, paragraph, subdivision, clause, sentence or provision of this Ordinance shall be adjudged by any Court of competent jurisdiction to be invalid, such judgment shall not affect, impair, invalidate or nullify the remainder thereof, which remainder shall remain and continue in full force and effect.

SECTION 4: All ordinances or parts of ordinances in conflict herewith are hereby repealed to the extent of such conflict.

SECTION 5: This Ordinance shall be in full force and effect from and after its passage and publication in pamphlet form as required by law which publication is hereby authorized.

Voting Aye: .
 Voting Nay: .
 Absent: .

APPROVED:

Mayor Clinton Morris

ATTEST:

City Clerk Sarah Turnipseed

(SEAL)

Passed:
Approved:
Published:

ORDINANCE #635H
 AN ORDINANCE AMENDING SECTION 110-92, Yield Intersections,
 OF THE CITY OF BELVIDERE MUNICIPAL CODE
 TO ADD WILLOW STREET AS A TWO-WAY YIELD
 AT BEACON DRIVE

NOW, THEREFORE, BE IT RESOLVED by the City Council of the City of Belvidere as follows:

SECTION 1: Section 110-92, Yield Intersections, of the City of Belvidere Municipal Code is hereby amended to add the intersection of Willow St. and Beacon Drive as a two-way yield intersection on Willow St. as follows:

Willow St.	Beacon Drive	2 Way Yield on Willow Street Yielding to Beacon Drive.	
------------	--------------	--	--

SECTION 2: The Official Traffic Regulation Map shall be amended in conformance with this Ordinance.

SECTION 3: If any section, paragraph, subdivision, clause, sentence or provision of this Ordinance shall be adjudged by any Court of competent jurisdiction to be invalid, such judgment shall not affect, impair, invalidate or nullify the remainder thereof, which remainder shall remain and continue in full force and effect.

SECTION 4: All ordinances or parts of ordinances in conflict herewith are hereby repealed to the extent of such conflict.

SECTION 5: This Ordinance shall be in full force and effect from and after its passage and publication in pamphlet form as required by law which publication is hereby authorized.

Voting Aye:

Voting Nay:

Absent:

APPROVED:

Mayor Clinton Morris

ATTEST:

City Clerk Sarah Turnipseed

(SEAL)

Passed:
Approved:
Published:

ORDINANCE #636H
AN ORDINANCE AMENDING SECTION 74-221 OF THE CITY OF BELVIDERE
MUNICIPAL CODE
RELATING TO FIREWORKS

NOW, THEREFORE, BE IT RESOLVED by the City Council of the City of Belvidere as follows:

SECTION 1: Section 74-221 of the City of Belvidere Municipal Code is amended read as set forth in the Attached Exhibit A which is incorporated herein increasing the minimum fine for a violation to \$500.00.

SECTION 2: If any section, paragraph, subdivision, clause, sentence or provision of this Ordinance shall be adjudged by any Court of competent jurisdiction to be invalid, such judgment shall not affect, impair, invalidate or nullify the remainder thereof, which remainder shall remain and continue in full force and effect.

SECTION 3: This Ordinance shall be in full force and effect from and after its passage and publication in pamphlet form as required by law.

Voting Aye:
Voting Nay: ,
Absent:

APPROVED:

Mayor Clinton Morris

ATTEST:

City Clerk Sarah Turnipseed

(SEAL)

Passed:
Approved:
Published:

Sec. 74-221. Fireworks.

- (a) *Fireworks defined:* The term fireworks shall mean and include any explosive composition, or any substance or combination of substances, or article prepared for the purpose of producing a visible or audible effect of a temporary exhibitional nature by explosion, combustion, deflagration or detonation, and shall include blank cartridges, toy cannons, in which explosives are used, the type of balloons which require fire underneath to propel the same, firecrackers, torpedoes, skyrockets, Roman candles, bombs, or other fireworks of like construction and any fireworks containing any explosive compound, or any tablets or other device containing any explosive substance, or containing combustible substances producing visual effects, provided, however, that the term "fireworks" shall not include snake or glow worm pellets, smoke devices, trick noisemakers known as "party poppers," "booby traps," "snappers," "trick matches," "cigarette loads" and "auto burglar alarms," sparklers, toy pistols, toy canes, toy guns or other devices in which paper or plastic caps containing 25 hundredths grains or less of explosive compound are used, providing they are so constructed that the hand cannot come in contact with the cap when in place for the explosion, and toy pistol paper or plastic caps which contain less than twenty hundredths grains of explosive mixture, the sale and use of which shall be permitted at all times.
- (b) Sale, use or explosion prohibited. Except as hereinafter provided, it shall be unlawful for any person, firm, co-partnership, or corporation to knowingly possess, offer for sale, expose for sale, sell at retail, or use or explode any fireworks, provided that the corporate authorities grant permits for supervised public displays of fireworks. Every such display shall be handled by a competent individual who is licensed as a lead pyrotechnic operator. Application for permits shall be made in writing at least 15 days in advance of the date of the display. After such privilege shall have been granted, sales, possession, use and distribution of fireworks for such display shall be lawful for that purpose only. No permit granted shall be transferable.

No permit shall be required, under the provisions of this section, for supervised public displays by the city.

The governing body shall require proof of insurance from the permit applicant in a sum not less than \$1,000,000.00 conditioned on compliance with the provisions of this law and the regulations of the state fire marshal which are hereby adopted by this reference.

Possession by any party holding a certificate of registration under "The Fireworks Regulation Act of Illinois," [FN1] filed July 20, 1935, or by any employee or agent of such party or by any person transporting fireworks for such party, shall not be a violation, provided such possession is within the scope of business of the fireworks plant registered under that act.

- (c) *Protected areas:* No fireworks shall be discharged, ignited or exploded at any point in the city within 600 feet of any hospital, asylum or infirmary.
- (d) *Fireworks showers:* The use of what are technically known as fireworks showers or any mixture containing potassium chlorate, and sulphur in theatres or public halls is hereby prohibited.
- (e) Transportation signals or fuses. Nothing in these regulations shall be construed as prohibiting the manufacture, storage or use of signals or fuses necessary for the safe operation of railroads, trucks, aircraft, or other instrumentalities of transportation.
- (f) *Public property:* The sale and use of sparklers or similar items on public property is hereby prohibited.
- (g) *Nuisance declared and penalties:*
- (1) Any violation of this section is hereby declared to be a public nuisance.
 - (2) Any person violating this section shall pay a fine of not less than \$500.00 nor more than \$750.00. In sentencing, the court shall consider the amount and type of fireworks as well as any prior violations of this section.
 - (3) Upon a finding or plea of guilty, the court shall direct, by appropriate order, the city to safely destroy the confiscated fireworks without compensation to the owner or defendant.