

State of Illinois) SS
Belvidere, Illinois)

BELVIDERE CITY COUNCIL
REGULAR MEETING
AGENDA

December 21, 2020

Convened in the Council Chambers, 401 Whitney Blvd, Belvidere IL at 7:00 p.m.
Mayor Chamberlain presiding.

- (1) Roll Call:
- (2) Pledge of Allegiance:
Invocation:
- (3) Public Comment: (Please register with the City Clerk):
- (4) Approval of Minutes:
 - (A) Approval of minutes of the regular meeting of the Belvidere City Council of December 7, 2020; as presented.
- (5) Public Hearing:
 - (A) Proposed Property Tax Levy.
- (6) Special Messages and Proclamations:
 - (A) Pam Lopez-Fettes – Growth Dimensions.
- (7) Approval of Expenditures: General & Special Fund Expenditures: \$1,533,954.32
Water & Sewer Fund Expenditures: \$310,868.21
- (8) Committee Reports and Minutes of City Officers:
 - (A) Monthly Report of Belvidere Police Department Overtime Pay for November 2020.
 - (B) Monthly Report of Belvidere Fire Department Overtime Pay for November 2020.
 - (C) Monthly Report of Community Development Department/Planning Department for November 2020.
 - (D) Monthly Report of Building Department Revenues, Residential Building Permits and Case Reports for November 2020.
 - (E) Monthly General Fund Report for November 2020.
 - (F) Monthly Water/Sewer Fund Report November 2020.
 - (G) Monthly Financial Report for November 2020.
 - (H) Minutes of Planning and Zoning Commission December 8, 2020.
 - (I) Minutes of Committee of the Whole – Building, Planning and Zoning and Public Works of December 14, 2020.

(9) Unfinished Business:

- (A) Ord. #511H – 2nd Reading: An Ordinance Levying Taxes for all Corporate Purposes for the City of Belvidere, Boone County, Illinois for the fiscal year beginning May 1, 2020 and ending April 30, 2021.
- (B) Ord. #512H – 2nd Reading: An Ordinance Making a Levy and Providing for a Special Service Area #2 Tax in the City of Belvidere, Boone County, Illinois for the fiscal year beginning May 1, 2020 and ending April 30, 2021.
- (C) Ord. #513H – 2nd Reading: An Ordinance Making a Levy and Providing for a Special Area #3 Tax in the City of Belvidere, Boone County, Illinois for the fiscal year beginning May 1, 2020 and end April 30, 2021.
- (D) Ord. #514H -2nd Reading: An Ordinance Amending Sections 26-83 and 26-79 of the City of Belvidere Municipal Code.
- (E) Ord. #515H- 2nd Reading: An Ordinance Amending Section 14-152 of the City of Belvidere Municipal Code.

(10) New Business:

- (A) Ord. #516H – 1st Reading: An Ordinance Granting a Special use to Allow Indoor Commercial Entertainment (Video Gaming) within the CB, Central Business District (120 Buchanan Street).
- (B) Ord. #517H – 1st Reading: An Ordinance Authorizing the Transfer of Abandoned Properties to the Northern Illinois Land Bank Authority.
- (C) Ord. #518H – 1st Reading: An Ordinance Temporarily Abating Abandonment of Liquor Licenses and Video Gaming Licenses within the City of Belvidere.
- (D) Res. #2025-2020 – A Resolution Authorizing the Execution of an Intergovernmental Agreement for Geographical Information Services with Boone County.

Motions forwarded from Committee of the Whole – Building, Planning and Zoning and Public Works of December 14, 2020.

Motions of Building, Planning & Zoning – Chairman Tom Porter:

- (A) Motion by to approve the Courthouse Square Area III Intensive Survey.

Motions of Public Safety – Chairman Ric Brereton:

- (B) Motion to authorize the Belvidere Police Department to enter into an agreement with CDS Technologies for \$109,247.00 for body worn cameras and approve an expenditure of \$59,247.00 for the remainder of the agreement cost to be divided up between the Belvidere Police Department Auction Account (\$45,000) and Drug Operations Account (\$14, 247.00).

- (C) Motion to accept the donations from Cosmopolitan Club, Casey's General Store, and Roberta Eicksteadt to the Belvidere Police Department totaling \$1,350.00 for Feed the Need Food Drive.

(11) Adjournment:

State of Illinois) SS
Belvidere, Illinois)

BELVIDERE CITY COUNCIL
REGULAR MEETING
MINUTES

Date: December 7, 2020

Convened in the Belvidere Council Chambers, 401 Whitney Blvd, Belvidere Illinois
at 7:00 p.m.

Call to order by Mayor Chamberlain.

(1) Roll Call: Present: D. Arevalo, R. Brereton, M. Fleury, W. Frank (by
teleconference), M. Freeman (by teleconference), M. McGee (by
teleconference) T. Porter (by teleconference), T. Ratcliffe (by
teleconference), D. Snow (by teleconference), and C. Stevens.

Absent: None.

Other staff members in attendance:

Budget and Finance Director Becky Tobin, Public Works Director Brent Anderson,
Police Chief Shane Woody, Director of Buildings Kip Countryman (by teleconference),
Community Development Planner Gina DelRose, City Attorney Mike Drella and City
Clerk Sarah Turnipseed.

(2) Pledge of Allegiance:
Invocation:

(3) Public Comment: None.

(4) Approval of Minutes:

(A) Approval of minutes of the regular meeting of the Belvidere City Council of
November 16, 2020; as presented.

Motion by Ald. Arevalo, 2nd by Ald. Stevens to approve the minutes of the regular
meeting of the Belvidere City Council of November 16, 2020. Roll Call Vote: 10/0 in
favor. Ayes: Arevalo, Brereton, Fleury, Frank, Freeman, McGee, Porter, Ratcliffe, Snow
and Stevens. Nays: None. Motion carried.

(5) Public Hearing: None.

(6) Special Messages and Proclamations:

- (A) Lou Carlile, Director of the Ida Public Library, Sue Holmes, Board Member and Kim Hohf, Board Member, spoke on the Tax Levy Increase for the Ida Public Library.

(7) Approval of Expenditures: None.

(8) Committee Reports and Minutes of City Officers:

- (A) Minutes of Committee of the Whole – Public Safety, Finance & Personnel of November 23, 2020; as presented.

Motion by Ald. Stevens, 2nd by Ald. Fleury to approve the minutes of Committee of the Whole – Public Safety and Finance and Personnel of November 23, 2020. Roll Call Vote: 10/0 in favor. Ayes: Brereton, Fleury, Frank, Freeman, McGee, Porter, Ratcliffe, Snow, Stevens and Arevalo. Nays: None. Motion carried.

(9) Unfinished Business:

- (A) Ord. #509H – 2nd Reading: An Ordinance Authorizing the Institution of Eminent Domain Proceedings with Respect to 953 Logan Avenue.

Motion by Ald. Snow, 2nd by Ald. Arevalo to pass Ordinance #509H. Roll Call Vote: 10/0 in favor. Ayes: Fleury, Frank, Freeman, McGee, Porter, Ratcliffe, Snow, Stevens, Arevalo and Brereton. Nays: None. Motion carried.

- (B) Ord. #510H – 2nd Reading: An Ordinance Granting a Zoning District Change from SR-6, Single-Family Residential -6 District to I, Institutional District (605 North State Street).

Motion by Ald. Snow, 2nd by Ald. Freeman to pass Ordinance #510H. Roll Call Vote: 10/0 in favor. Ayes: Frank, Freeman, McGee, Porter, Ratcliffe, Snow, Stevens, Arevalo, Brereton and Fleury. Nays: None. Motion carried.

(10) New Business:

- (A) Ord. #511H – 1st Reading: An Ordinance Levying Taxes for all Corporate Purposes for the City of Belvidere, Boone County, Illinois for the fiscal year beginning May 1, 2020 and ending April 30, 2021.

- (B) Ord. #512H – 1st Reading: An Ordinance Making a Levy and Providing for a Special Service Area #2 Tax in the City of Belvidere, Boone County, Illinois for the fiscal year beginning May 1, 2020 and ending April 30, 2021.

- (C) Ord. #513H – 1st Reading: An Ordinance Making a Levy and Providing for a Special Area #3 Tax in the City of Belvidere, Boone County, Illinois for the fiscal year beginning May 1, 2020 and end April 30, 2021.
- (D) Ord. #514H -1st Reading: An Ordinance Amending Sections 26-83 and 26-79 of the City of Belvidere Municipal Code.
- (E) Ord. #515H -1st Reading: An Ordinance Amending Section 14-152 of the City of Belvidere Municipal Code.

Let the record show that Ord. #511H, #512H, #513H, #514H and #515H were placed on file for first reading.

- (F) Resolution #2024-2020 – A Resolution Authorizing the Local Cures Economic Support Payments Grant Program within the City of Belvidere.

Motion by Ald. Arevalo, 2nd by Ald. Stevens to adopt Res. #2024-2020. Roll Call Vote: 10/0 in favor. Discussion took place. Ayes: Freeman, McGee, Porter, Ratcliffe, Snow, Stevens, Arevalo, Brereton, Fleury and Frank. Nays: None. Motion carried.

Motions forwarded from Committee of the Whole – Public Safety, Finance & Personnel of November 23, 2020.

- (A) Motion to accept the 2020 Tax Levy Request from the Belvidere Fire Pension Fund in the amount of \$1,238,702.00. (this request will be levied as part of the 2020 Tax Levy Ordinance). Roll Call Vote: 10/0 in favor. Ayes: McGee, Porter, Ratcliffe, Snow, Stevens, Arevalo, Brereton, Fleury, Frank and Freeman. Nays: None. Motion carried.

Ald. Frank teleconference disconnected at 7:56p.m.

- (B) Motion to accept the 2020 Tax Levy Request from the Belvidere Police Pension Fund in the amount of \$1,545,285.00. (this request will be levied as part of the 2020 Tax Levy Ordinance). Roll Call Vote: 9/0 in favor. Ayes: Porter, Ratcliffe, Snow, Stevens, Arevalo, Brereton, Fleury Freeman and McGee. Nays: None. Motion carried.

Ald. Frank joined by teleconference at 7:57p.m.

- (C) Motion to authorize Capital Fund expenditure for the purchase of a 2021 Ford Expedition with Public Safety Package at a cost not to exceed \$47,078.95. Discussion took place. Roll Call Vote: 9/1 in favor. Ayes: Ratcliffe, Snow, Stevens, Arevalo, Brereton, Fleury, Frank, McGee and Porter. Nays: Freeman. Motion carried.

(D) Motion to approve the Promotional Testing Agreement with Resource Management. Roll Call Vote: 10/0 in favor. Ayes: Snow, Stevens, Arevalo, Brereton, Fleury, Frank, Freeman, McGee, Porter and Ratcliffe. Nays: None. Motion carried.

(E) Motion to approve Hampton, Lenzini & Renwick proposal to conduct bridge inspections and FHWA Metric #15 for total cost of \$13,600.00. This work will be paid for from Line Item #01-5-360-6140 Engineering Services. Roll Call Vote: 10/0 in favor. Ayes: Stevens, Arevalo, Brereton, Fleury, Frank, Freeman, McGee, Porter, Ratcliffe and Snow. Nays: None. Motion carried.

(F) Motion to approve the proposal from Innovative Underground, in the amount of \$4,200.00, for a 15” sanitary sewer spot repair. This work will be paid for from line item #61-5-820-6040. Discussion took place. Roll Call Vote: 10/0 in favor. Ayes: Arevalo, Brereton, Fleury, Frank, Freeman, McGee, Porter, Ratcliffe, Snow and Stevens. Nays: None. Motion carried.

(11) Adjournment:

Motion by Ald. Stevens, 2nd by Ald. Arevalo to adjourn meeting at 8:03 p.m. Aye voice vote carried. Motion carried.

Mayor

Attest:

City Clerk

Notice of Proposed Property Tax Levy for City of Belvidere

- I. A public hearing to approve a proposed property tax levy for the City of Belvidere for 2020 will be held on December 21, 2020, at 7:00 P.M. at the City Council Chambers at 401 Whitney Boulevard, Belvidere, Illinois.

Any person desiring to appear at the public hearing and present testimony to the taxing district may contact Becky Tobin, Budget/Finance Officer, 401 Whitney Boulevard, Suite 100, Belvidere, Illinois 61008 (Telephone 815-544-2612).

- II. The corporate and special purpose property taxes extended or abated for 2019 were \$5,710,158.

The proposed corporate and special purpose property taxes to be levied for 2020 are \$5,710,158. This represents a 0.00% increase over the previous year.

- III. The property taxes extended or abated for debt service for 2019 were \$0.

The estimated property taxes to be levied or abated for debt service for 2020 are \$0.00.

- IV. The total property taxes extended or abated for 2019 were \$5,710,158. The estimated total property taxes to be levied or abated for 2020 are \$5,710,158. This represents a 0.00% increase over the previous year.

- V. The tax levy for Special Service Areas #2 and #3 shall not exceed .12% of the value as equalized or assessed of taxable property within the Special Service Areas #2 and #3.

(Published in the Belvidere Republican Dec. 10, 2020)

Official Certificate of Publication State of Illinois

County of Boone

City of Belvidere

Rock Valley Publishing, LLC, certifies that it is the publisher of the Belvidere Republican; that such paper is a secular newspaper of general circulation in said county, has been continuously published for more than fifty (50) weeks prior to the first publication of the attached notice; that it is printed and published in the village/city, county and state aforesaid and is a newspaper as defined by 715 ILCS 5/5. It hereby further certifies that a notice, of which the attached notice is a true copy, has been legally published in said newspaper 1 time(s) for 1 consecutive weeks(s); that the first publication was on the 10th day of December, 2020; the last publication was on the 10th day of December, 2020. This notice was also placed on a statewide public notice website as required by 715 ILCS 5/2.1

Signed



By Denelle Janssen, for Rock Valley Publishing, LLC

Bills Payable Summary
DATE OF PAYABLES

December 21, 2020

General Fund	\$1,308,075.61
Envision Healthcare (JE)	\$43,018.98
ADP Payroll Fees (JE)	\$1,567.07
Special Funds:	
Farmington Ponds SSA#2	\$30.09
Farmington Ponds SSA#3	\$119.19
Capital	\$174,427.74
MFT	\$6,715.64
Escrow	
Total General & Special Funds:	\$1,533,954.32
Water & Sewer:	\$310,868.21
Total of all Funds	\$1,844,822.53

Select Department	End Date	Start Date	Employment Profile - Effective Date	Home Department Description	Payroll Name	Pay Date	Overtime Hours Total	Overtime Earnings Total	ACT Police OT Earnings	ACT Police OT Hours	Overtime Rate Paid
	01-2-10	11/01/2020									
	11/30/2020		Effective as of 12/15/2020								
POLICE					Bail, Michael H	11/27/2020	6.00	\$392.25	\$0.00	0.00	\$65.38
POLICE					Bail, Jeremy	11/19/2020	6.00	\$350.23	\$0.00	0.00	\$58.37
POLICE					Bird, David M	11/19/2020	2.00	\$116.74	\$0.00	0.00	\$58.37
POLICE					Bird, David M	11/27/2020	11.50	\$671.26	\$0.00	0.00	\$58.37
POLICE					Blankenship, Timothy	11/19/2020	17.00	\$992.30	\$0.00	0.00	\$58.37
POLICE					Blankenship, Timothy	11/27/2020	9.50	\$554.52	\$0.00	0.00	\$58.37
POLICE					Boddonas, Michelle A	11/27/2020	4.00	\$233.48	\$0.00	0.00	\$58.37
POLICE					Brox, Kc N	11/19/2020	5.50	\$284.02	\$0.00	0.00	\$51.64
POLICE					Brox, Kc N	11/27/2020	15.00	\$774.60	\$0.00	0.00	\$51.64
POLICE					Dannon, David J	11/27/2020	8.00	\$523.01	\$0.00	0.00	\$65.38
POLICE					Danielak, Joseph W	11/19/2020	5.00	\$220.46	\$0.00	0.00	\$44.09
POLICE					Danielak, Joseph W	11/27/2020	6.00	\$264.55	\$0.00	0.00	\$44.09
POLICE					Derry, Paul D	11/27/2020	22.75	\$1,327.94	\$0.00	0.00	\$58.37
POLICE					Ellingson, David	11/27/2020	2.00	\$116.74	\$0.00	0.00	\$58.37
POLICE					King, Paul M	11/27/2020	5.50	\$321.04	\$0.00	0.00	\$58.37
POLICE					Kirk, Julie A	11/19/2020	1.00	\$58.37	\$0.00	0.00	\$58.37
POLICE					Kirk, Julie A	11/27/2020	8.00	\$466.97	\$0.00	0.00	\$58.37
POLICE					Korn, Matthew D	11/19/2020	1.00	\$47.69	\$0.00	0.00	\$47.69
POLICE					Korn, Matthew D	11/27/2020	7.50	\$357.67	\$0.00	0.00	\$47.69
POLICE					Moore, Todd M	11/19/2020	2.00	\$116.74	\$0.00	0.00	\$58.37
POLICE					Parker, Brandon C	11/19/2020	19.00	\$1,109.05	\$0.00	0.00	\$58.37
POLICE					Parker, Brandon C	11/27/2020	6.00	\$350.23	\$0.00	0.00	\$58.37
POLICE					Reese, Zachary C	11/27/2020	15.00	\$715.33	\$0.00	0.00	\$47.69
POLICE					Smaha, Daniel S	11/19/2020	2.00	\$130.75	\$0.00	0.00	\$65.38
POLICE					Smaha, Daniel S	11/27/2020	6.00	\$392.25	\$0.00	0.00	\$65.38
POLICE					Washburn, Christopher T	11/19/2020	5.00	\$326.88	\$0.00	0.00	\$65.38
POLICE					Washburn, Christopher T	11/27/2020	10.00	\$653.76	\$0.00	0.00	\$65.38
POLICE					Zapl, Richard M	11/27/2020	0.00	\$0.00	\$128.44	2.00	\$65.38
Grand Totals							208.25	\$11,868.83	\$128.44	2.00	

Overtime Report - Timecard 2020 (ADP)

Home Department Description	Payroll Name	Date	Overtime Hours	JP	Police	OT	HPay Rate
POLICE	Ball, Michael H	11/7/2020	6	0			\$0.00
Totals for Payroll Name Ball, Michael H							
Total			6	0			
POLICE	Bell, Jeremy	10/28/2020	2	0			\$0.00
POLICE	Bell, Jeremy	10/29/2020	2	0			\$0.00
POLICE	Bell, Jeremy	10/30/2020	2	0			\$0.00
Totals for Payroll Name Bell, Jeremy							
Total			6	0			
POLICE	Bird, David M	10/25/2020	2	0			\$0.00
POLICE	Bird, David M	11/7/2020	6	0			\$0.00
POLICE	Bird, David M	11/11/2020	3	0			\$0.00
POLICE	Bird, David M	11/16/2020	1	0			\$0.00
Totals for Payroll Name Bird, David M							
Total			13.5	0			
POLICE	Blankenship, Timothy	10/24/2020	4.5	0			\$0.00
POLICE	Blankenship, Timothy	10/28/2020	4.5	0			\$0.00
POLICE	Blankenship, Timothy	10/30/2020	4	0			\$0.00
POLICE	Blankenship, Timothy	11/4/2020	4	0			\$0.00
POLICE	Blankenship, Timothy	11/11/2020	3.5	0			\$0.00
POLICE	Blankenship, Timothy	11/14/2020	2	0			\$0.00
POLICE	Blankenship, Timothy	11/18/2020	4	0			\$0.00
Totals for Payroll Name Blankenship, Timothy							
Total			26.5	0			

POLICE Bogdonas, Michelle A 11/8/2020 4 0 \$0.00

Totals for Payroll Name Bogdonas, Michelle A

Total 4 0 \$0.00

POLICE Brox, Kc N 11/5/2020 5.5 0 \$0.00

POLICE Brox, Kc N 11/14/2020 4 0 \$0.00

POLICE Brox, Kc N 11/19/2020 5.5 0 \$0.00

POLICE Brox, Kc N 11/20/2020 5.5 0 \$0.00

Totals for Payroll Name Brox, Kc N

Total 20.5 0 \$0.00

POLICE Dammon, David J 11/20/2020 8 0 \$0.00

Totals for Payroll Name Dammon, David J

Total 8 0 \$0.00

POLICE Danielak, Joseph W 10/28/2020 2 0 \$0.00

POLICE Danielak, Joseph W 11/1/2020 1 0 \$0.00

POLICE Danielak, Joseph W 11/6/2020 2 0 \$0.00

POLICE Danielak, Joseph W 11/7/2020 4 0 \$0.00

POLICE Danielak, Joseph W 11/12/2020 2 0 \$0.00

Totals for Payroll Name Danielak, Joseph W

Total 11 0 \$0.00

POLICE Derry, Paul D 11/11/2020 1 0 \$0.00

POLICE Derry, Paul D 11/11/2020 2 0 \$0.00

POLICE Derry, Paul D 11/11/2020 3 0 \$0.00

POLICE Derry, Paul D 11/12/2020 2.5 0 \$0.00

POLICE Derry, Paul D 11/13/2020 2.25 0 \$0.00

POLICE Derry, Paul D 11/13/2020 6 0 \$0.00

POLICE Derry, Paul D 11/16/2020 2 0 \$0.00

POLICE Derry, Paul D 11/20/2020 4 0 \$0.00

Totals for Payroll Name Derry, Paul D
Total

22.75 0

POLICE
Totals for Payroll Name Ellingson, David
Total

Ellingson, David 11/20/2020 2 0 \$0.00

2 0

POLICE
Totals for Payroll Name King, Paul M
Total

King, Paul M 11/13/2020 5.5 0 \$0.00

5.5 0

POLICE
POLICE
POLICE
Totals for Payroll Name Kirk, Julie A
Total

Kirk, Julie A 11/1/2020 1 0 \$0.00
Kirk, Julie A 11/7/2020 4 0 \$0.00
Kirk, Julie A 11/14/2020 4 0 \$0.00

9 0

POLICE
POLICE
POLICE
Totals for Payroll Name Korn, Matthew D
Total

Korn, Matthew D 11/1/2020 1 0 \$0.00
Korn, Matthew D 11/13/2020 2 0 \$0.00
Korn, Matthew D 11/20/2020 5.5 0 \$0.00

8.5 0

POLICE
Totals for Payroll Name Moore, Todd M
Total

Moore, Todd M 10/26/2020 2 0 \$0.00

2 0

POLICE
POLICE
POLICE
POLICE
Totals for Payroll Name Parker, Brandon C

Parker, Brandon C 10/28/2020 4 0 \$0.00
Parker, Brandon C 11/2/2020 15 0 \$0.00
Parker, Brandon C 11/17/2020 4 0 \$0.00
Parker, Brandon C 11/20/2020 2 0 \$0.00

24 0

Total 25 0

POLICE Reese, Zachary C 11/15/2020 15 0 \$0.00

Totals for Payroll Name Reese, Zachary C 15 0

POLICE Smaha, Daniel S 11/2/2020 2 0 \$0.00

POLICE Smaha, Daniel S 11/13/2020 6 0 \$0.00

Totals for Payroll Name Smaha, Daniel S 8 0

POLICE Washburn, Christopher T 11/4/2020 5 0 \$0.00

POLICE Washburn, Christopher T 11/7/2020 6 0 \$0.00

POLICE Washburn, Christopher T 11/11/2020 2 0 \$0.00

POLICE Washburn, Christopher T 11/18/2020 2 0 \$0.00

Totals for Payroll Name Washburn, Christopher T 15 0

POLICE Zapf, Richard M 11/20/2020 0 2 \$0.00

Totals for Payroll Name Zapf, Richard M 0 2

Total 208.25 2

Grand Totals

Total 208.25 2

Overtime Report - Timecard 2020 (ADP)

Home Department Description	Payroll Name	Date	Overtime Hours	Pay Rate
FIRE	Beck, Mark E	10/27/2020	3.5	\$0.00
FIRE	Beck, Mark E	10/31/2020	4.5	\$0.00
Totals for Payroll Name Beck, Mark E				
Total			8	
FIRE	Burdick, David	11/4/2020	24	\$0.00
FIRE	Burdick, David	11/7/2020	5.25	\$0.00
FIRE	Burdick, David	11/19/2020	1	\$0.00
FIRE	Burdick, David	11/19/2020	2	\$0.00
FIRE	Burdick, David	11/19/2020	1.5	\$0.00
FIRE	Burdick, David	11/20/2020	2.5	\$0.00
Totals for Payroll Name Burdick, David				
Total			36.25	
FIRE	Cunningham, Chad	11/7/2020	24	\$0.00
FIRE	Cunningham, Chad	11/12/2020	2	\$0.00
Totals for Payroll Name Cunningham, Chad				
Total			26	
FIRE	Drall, Daniel C	10/24/2020	16	\$0.00
FIRE	Drall, Daniel C	10/30/2020	2	\$0.00
Totals for Payroll Name Drall, Daniel C				
Total			18	
FIRE	Drall, Daniel C	11/11/2020	19	\$0.00
FIRE	Drall, Daniel C	11/14/2020	5	\$0.00

FIRE Drall, Daniel C 11/17/2020 12 \$0.00
 Totals for Payroll Name Drall, Daniel C
 Total 54

FIRE Elwanger, Adam A 10/25/2020 24 \$0.00
 FIRE Elwanger, Adam A 10/31/2020 4.5 \$0.00
 FIRE Elwanger, Adam A 11/3/2020 2 \$0.00
 FIRE Elwanger, Adam A 11/12/2020 2.5 \$0.00
 Totals for Payroll Name Elwanger, Adam A
 Total 33

FIRE Erber, Joseph D 11/7/2020 5.25 \$0.00
 Totals for Payroll Name Erber, Joseph D
 Total 5.25

FIRE Fox, Kevin W 11/7/2020 5.5 \$0.00
 Totals for Payroll Name Fox, Kevin W
 Total 5.5

FIRE Gunsteen, Robert J 10/25/2020 2 \$0.00
 FIRE Gunsteen, Robert J 11/5/2020 8 \$0.00
 FIRE Gunsteen, Robert J 11/6/2020 7.75 \$0.00
 FIRE Gunsteen, Robert J 11/14/2020 5 \$0.00
 Totals for Payroll Name Gunsteen, Robert J
 Total 22.75

FIRE Hendrickson, Jacob C 10/25/2020 2 \$0.00
 FIRE Hendrickson, Jacob C 10/31/2020 4.5 \$0.00

Totals for Payroll Name Hendrickson, Jacob C
Total

6.5

FIRE
Totals for Payroll Name Herman, Ronald D
Total

Herman, Ronald D

10/31/2020

4.5

\$0.00

4.5

FIRE
Totals for Payroll Name Kriebs, James J
Total

Kriebs, James J

10/31/2020

4.5

\$0.00

4.5

FIRE
Totals for Payroll Name Letourneau, Christopher R
Total

Letourneau, Christopher R

10/24/2020

6

\$0.00

FIRE

Letourneau, Christopher R

11/12/2020

2.5

\$0.00

FIRE
Totals for Payroll Name Letourneau, Christopher R
Total

Letourneau, Christopher R

11/14/2020

5

\$0.00

13.5

FIRE
Totals for Payroll Name Loudenbeck, Matthew F
Total

Loudenbeck, Matthew F

10/31/2020

4.5

\$0.00

2

\$0.00

FIRE

Loudenbeck, Matthew F

11/12/2020

2

\$0.00

FIRE

Loudenbeck, Matthew F

11/12/2020

2

\$0.00

FIRE

Loudenbeck, Matthew F

11/14/2020

5

\$0.00

FIRE

Loudenbeck, Matthew F

11/20/2020

2

\$0.00

FIRE

Loudenbeck, Matthew F

11/20/2020

2

\$0.00

FIRE

Loudenbeck, Matthew F

11/20/2020

2

\$0.00

FIRE

Loudenbeck, Matthew F

11/20/2020

2

\$0.00

Cates, Joshua

11/7/2020

2

\$0.00

Cates, Joshua

11/7/2020

2

\$0.00

Cates, Joshua

11/7/2020

2

\$0.00

13

FIRE	Oates, Joshua	11/7/2020	6	\$0.00
FIRE	Oates, Joshua	11/11/2020	3	\$0.00
Totals for Payroll Name Oates, Joshua				
Total			11	

FIRE	Pavlatos, Gregory R	11/7/2020	5.75	\$0.00
FIRE	Pavlatos, Gregory R	11/11/2020	3	\$0.00
FIRE	Pavlatos, Gregory R	11/14/2020	8	\$0.00
Totals for Payroll Name Pavlatos, Gregory R				
Total			16.75	

FIRE	Pihl, Aaron R	11/14/2020	5	\$0.00
Totals for Payroll Name Pihl, Aaron R				
Total			5	

FIRE	Rotolo, Charles	10/31/2020	4.5	\$0.00
FIRE	Rotolo, Charles	11/3/2020	2	\$0.00
FIRE	Rotolo, Charles	11/14/2020	6.5	\$0.00
Totals for Payroll Name Rotolo, Charles				
Total			13	

FIRE	Schadle, Shawn W	11/3/2020	2	\$0.00
FIRE	Schadle, Shawn W	11/6/2020	4.5	\$0.00
FIRE	Schadle, Shawn W	11/7/2020	5.5	\$0.00
FIRE	Schadle, Shawn W	11/13/2020	24	\$0.00
FIRE	Schadle, Shawn W	11/19/2020	2	\$0.00
Totals for Payroll Name Schadle, Shawn W				
Total			38	

FIRE	Swanson, Jason	11/4/2020	2	\$0.00
FIRE	Swanson, Jason	11/7/2020	5.25	\$0.00
FIRE	Swanson, Jason	11/10/2020	8	\$0.00

Totals for Payroll Name Swanson, Jason
Total

15.25

FIRE	Tangye, Travis N	10/24/2020	2	\$0.00
FIRE	Tangye, Travis N	10/26/2020	4.5	\$0.00
FIRE	Tangye, Travis N	11/4/2020	3.25	\$0.00
FIRE	Tangye, Travis N	11/7/2020	5.25	\$0.00
FIRE	Tangye, Travis N	11/10/2020	6.25	\$0.00

FIRE	Tangye, Travis N	11/16/2020	4.25	\$0.00
FIRE	Tangye, Travis N	11/18/2020	2.25	\$0.00

Totals for Payroll Name Tangye, Travis N
Total

27.75

FIRE	Thornton, Nicolas J	10/25/2020	2	\$0.00
FIRE	Thornton, Nicolas J	10/31/2020	4.5	\$0.00
FIRE	Thornton, Nicolas J	11/3/2020	2	\$0.00
FIRE	Thornton, Nicolas J	11/7/2020	5.25	\$0.00
FIRE	Thornton, Nicolas J	11/10/2020	2.5	\$0.00
FIRE	Thornton, Nicolas J	11/12/2020	2	\$0.00

Totals for Payroll Name Thornton, Nicolas J
Total

18.25

FIRE	Trujillo, Adrian	10/25/2020	2	\$0.00
FIRE	Trujillo, Adrian	10/26/2020	7	\$0.00
FIRE	Trujillo, Adrian	10/28/2020	7	\$0.00
FIRE	Trujillo, Adrian	10/31/2020	4.5	\$0.00
FIRE	Trujillo, Adrian	11/3/2020	7	\$0.00
FIRE	Trujillo, Adrian	11/3/2020	2	\$0.00

FIRE	Trujillo, Adrian	11/4/2020	7	\$0.00
FIRE	Trujillo, Adrian	11/9/2020	7	\$0.00
FIRE	Trujillo, Adrian	11/12/2020	2	\$0.00
FIRE	Trujillo, Adrian	11/16/2020	7	\$0.00
FIRE	Trujillo, Adrian	11/18/2020	7	\$0.00
Totals for Payroll Name Trujillo, Adrian				
Total			59.5	

FIRE	Vaughan, Jeffery C	10/27/2020	3.5	\$0.00
FIRE	Vaughan, Jeffery C	11/14/2020	5	\$0.00
Totals for Payroll Name Vaughan, Jeffery C				
Total			8.5	

FIRE	Williams, Glenn F	11/14/2020	5	\$0.00
Totals for Payroll Name Williams, Glenn F				
Total			5	

FIRE	Winnie, Todd J	11/3/2020	2	\$0.00
FIRE	Winnie, Todd J	11/7/2020	5.25	\$0.00
Totals for Payroll Name Winnie, Todd J				
Total			7.25	

Grand Totals
Total 464.5

BELVIDERE

Community Development Department Planning Department

401 Whitney Boulevard, Suite 300, Belvidere, Illinois, 61008 (815) 547-7177 FAX (815) 547-0789

November 2020 Monthly Report

Number	Project	Description	Processed
Belvidere Projects			
1	Cases: November	605 N. State Street, RZ	9/25/2020
1	Cases: December	120 Buchanan Street, SU	11/10/2020
1	Cases: January	409 W. Jackson Street, VAR	11/20/2020
2	Annexation	Plote, 4654 Townhall Road Plote, Irene Rd and US Route 20	
0	Temporary Uses	None	
2	Site Plans (New/Revised)	Anderson Funeral Home 1637 7th Avenue, Faith Baptist Church	11/16/2020 11/17/2020
0	Final Inspection	None	
0	Downtown Overlay Review	None	10/5/2020
1	Prepared Zoning Verification Letters	1988 Gateway Center Drive	11/25/2020
0	Issued Address Letters	None	
	Belvidere Historic Preservation Commission	Staff had a zoom meeting to discuss the final draft of the Survey which will be presented to the Commission and the City Council in December. Staff continues to submit required monthly and quarterly documentation.	
	Heritage Days	None	
	Hometown Christmas	The planning committee continues to prepare for Hometown Christmas in the park and a virtual tree lighting.	
	Buchanan Street Strolls	None	
Poplar Grove Projects			
1	Cases: November	15878 Poplar Grove Road, RZ	10/28/2020
0	Cases: December	None	
0	Issued Address Letters	None	
0	Prepared Zoning Verification Letters	None	
Scanned Plats: E-mail, Print and/or Burn			
5	Recorder's Office		
0	Other Department		
0	General Public		

Planning Monthly Report Cont.

Census

None

Planning Department Current Duties

Close out completed planning case files

Respond to all FOIA requests

Work with 911, Fire Department and Post Office to verify all addresses in the City

Assist Growth Dimensions with requested data

Meetings and phone calls with developers regarding potential development

Phone calls/walk-ins for questions regarding zoning, floodplain, development, etc.

Prepare minutes, agendas and packets for various committees, commissions and boards

Prepare deposits and purchase orders for bill payments

*** Staff continues to review the portions of the Comprehensive Plan



City of Belvidere

Building Department Revenues

November 2020



Total Permits Issued	73	
Total Value of Construction		\$803,685.00
# of Permits		
Building Fees	73	\$11,021.50
Electric Permit Fees	13	\$1,074.80
Plumbing Permit Fees	5	\$365.00
HVAC Permit Fees	7	\$710.00
Insulation Permit Fees	6	\$160.00
Plan Review Fees	8	\$464.00
Zoning Review Fees	12	\$135.00
Fire Dept Review Fees	1	\$198.00
Sign Permit Fees	0	\$0.00
Fence Permit Fees	3	\$90.00
SW, DW, & GR Fees	5	\$325.00
Reinspection/Misc	0	\$0.00
Total Permit Income		\$14,543.30
Enterprize Zone Discount	0	\$82.50
Total Permit Fees		\$14,625.80
Break Down of Commercial vs. Residential Income		
Commercial / Industrial Income	9	\$2,595.50
Residential Income	64	\$11,947.80
		Value
Multi Family	0	\$0.00
Single Family Residence	1	\$180,000.00
Commercial / Industrial	9	\$88,534.00
Other Residential	63	\$535,151.00

November 2020 Building Permits Report

Permit#	Date	Street #	dir	Street Name	Zone	Dist.	Value	Construction Type	Building Fee	Electric Fee	Pump & fee	HVAC Fee	INS Fee	Review Fee	Zoning Fee	FD Reev	Sign Fee	fence fee	SW8/DV Fee	Amount Paid	EZ Discount	Total Fee	Total Deposit	
2020-1184	10/30/20	402	S	State St	CB		\$1,000.00	Int remodel & awning	\$42.50											\$42.50	\$82.50	\$82.50	\$165.00	\$82.50
2020-1189	11/2/20	315	S	State St	CB		\$28,000.00	new boiler	\$35.00			\$310.00									\$345.00	\$335.00	\$335.00	\$335.00
2020-1235	11/12/20	207	N	State St	CB		\$3,600.00	replace damaged brick	\$181.00												\$181.00	\$181.00	\$181.00	\$181.00
2020-1235	11/17/20	116		Buchanan St	CB		\$9,000.00	flat roof	\$235.00												\$235.00	\$235.00	\$235.00	\$235.00
2020-1245	11/19/20	315	S	State St	CB		\$600.00	repr repl	\$35.00												\$35.00	\$35.00	\$35.00	\$35.00
2020-120	11/10/20	1570	N	State St	GB		\$6,000.00	demo car wash	\$195.00												\$195.00	\$195.00	\$195.00	\$195.00
2020-1264	11/24/20	3648		Waveren Dr	GI		\$3,034.00	wel system	\$175.00			\$75.00		\$60.00		\$191.00				\$408.00	\$408.00	\$408.00	\$408.00	
2020-1195	11/10/20	520		Pearl St	I		\$2,100.00	replace flat entry roof	\$166.00											\$166.00	\$166.00	\$166.00	\$166.00	
2020-1191	10/30/20	2109		ly Ln	MRB		\$7,200.00	tear-off reeoff	\$155.00											\$155.00	\$155.00	\$155.00	\$155.00	
2020-1202	11/4/20	420		Willflower Dr	MRB		\$7,500.00	tear-off reeoff	\$155.00											\$155.00	\$155.00	\$155.00	\$155.00	
2020-1219	11/9/20	234		Fox Ln	MRB		\$6,000.00	tear-off reeoff	\$123.00											\$123.00	\$123.00	\$123.00	\$123.00	
2020-1239	11/23/20	2320		Sunrise Dr	MRB		\$6,800.00	tear-off reeoff	\$140.00											\$140.00	\$140.00	\$140.00	\$140.00	
2020-1256	11/23/20	452		Willflower Dr	MRB		\$7,500.00	tear-off reeoff	\$155.00											\$155.00	\$155.00	\$155.00	\$155.00	
2020-1237	11/13/20	904	W	Locust St	MRB5		\$2,000.00	dive	\$25.00						\$10.00				\$60.00	\$95.00	\$95.00	\$95.00	\$95.00	
2020-1238	11/13/20	910	W	Locust St	MRB5		\$1,500.00	approach drive	\$25.00											\$85.00	\$85.00	\$85.00	\$85.00	
2020-1192	11/13/20	400	W	Locust St	NR		\$35,000.00	corrn tower	\$535.00	\$5.00				\$293.00					\$85.00	\$878.00	\$878.00	\$878.00	\$878.00	
2020-1041	10/30/20	799		Box Way	SR4		\$180,000.00	SPH	\$652.00	\$243.00	\$180.00	\$183.00	\$50.00	\$30.00	\$17.00					\$607.00	\$607.00	\$607.00	\$607.00	
2020-1180	10/30/20	5172		Sycamore Ridge	SR4		\$30,000.00	basement remodel	\$485.00											\$485.00	\$485.00	\$485.00	\$485.00	
2020-1200	11/3/20	2005		Oakbrook Dr	SR4		\$5,400.00	tear-off reeoff	\$125.00											\$125.00	\$125.00	\$125.00	\$125.00	
2020-1210	11/9/20	1516		Dawngate Dr	SR4		\$5,700.00	sliding	\$125.00											\$125.00	\$125.00	\$125.00	\$125.00	
2020-1217	11/10/20	152		Beason Dr	SR4		\$6,000.00	tear-off reeoff	\$140.00											\$140.00	\$140.00	\$140.00	\$140.00	
2020-1244	11/17/20	2327		Oakwood Dr	SR4		\$9,300.00	tear-off reeoff	\$185.00											\$185.00	\$185.00	\$185.00	\$185.00	
2020-1247	11/19/20	4217		Hemlock Pkwy	SR4		\$15,972.00	fence	\$28.00						\$10.00				\$30.00	\$58.00	\$58.00	\$58.00	\$58.00	
2020-1251	11/20/20	2253		Glenhaven Dr	SR4		\$4,500.00	tear-off reeoff	\$170.00											\$170.00	\$170.00	\$170.00	\$170.00	
2020-1284	11/20/20	603		National Sewing	SR4		\$4,500.00	tear-off reeoff	\$110.00											\$110.00	\$110.00	\$110.00	\$110.00	
2020-1257	11/20/20	1502	E	Taylor Ridge	SR4		\$2,556.00	windows	\$80.00											\$80.00	\$80.00	\$80.00	\$80.00	
2020-1183	10/30/20	939		Fairfield Tr	SR4		\$5,700.00	tear-off reeoff	\$125.00											\$125.00	\$125.00	\$125.00	\$125.00	
2020-1170	11/2/20	1823		Burnin St	SR6		\$11,780.00	slalar panels	\$25.00											\$25.00	\$25.00	\$25.00	\$25.00	
2020-1025	11/3/20	226	W	10th Ave	SR6		\$11,970.00	slalar panels	\$25.00	\$90.00										\$115.00	\$115.00	\$115.00	\$115.00	
2020-1153	11/3/20	995		Harrison St	SR6		\$6,000.00	2 decks	\$125.00											\$125.00	\$125.00	\$125.00	\$125.00	
2020-1194	11/3/20	1102		Cawell St	SR6		\$9,000.00	sliding	\$130.00											\$130.00	\$130.00	\$130.00	\$130.00	
2020-1186	11/3/20	627		Whitney Blvd	SR6		\$15,000.00	tear-off reeoff	\$260.00											\$260.00	\$260.00	\$260.00	\$260.00	
2020-1186	11/3/20	627		Julien St	SR6		\$4,460.00	fence	\$25.00											\$30.00	\$55.00	\$55.00	\$55.00	

November 2020 Building Permits Report

Permit#	Date	Street #	Dir	Street Name	Zone	Value	Construction type	Building Fee	Electric Fee	Plumbg fee	HVAC Fee	INS Fee	Review Fee	Zoning Fee	FD Reww	Sign Fee	fence Fee	SW&DW Fee	Amount/Paid	EZ Discount	Total Fee	Total Deposit
2020-1197	11/3/20	914	W	5th St	SR6	\$4,500.00	rear-off-roof	\$110.00											\$110.00		\$110.00	\$110.00
2020-1199	11/1/20	1508		Dawngate Dr	SR6	\$6,000.00	rear-off-roof	\$170.00											\$170.00		\$170.00	\$170.00
2020-1206	11/5/20	410		Garden Dr	SR6	\$5,400.00	rear-off-roof	\$125.00											\$125.00		\$125.00	\$125.00
2020-1207	11/5/20	1221		Warren Ave	SR6	\$2,200.00	weldt upgr	\$25.00	\$55.00										\$80.00		\$80.00	\$80.00
2020-1208	11/5/20	631	W	Nadson St	SR6	\$14,100.00	roof & siding	\$245.00											\$245.00		\$245.00	\$245.00
2020-1205	11/6/20	818		Grove St	SR6	\$30,000.00	home repair	\$500.00	\$130.00	\$30.00			\$31.00					\$60.00	\$908.00		\$908.00	\$908.00
2020-1211	11/6/20	203		Gail Ct	SR6	\$2,100.00	20x20 shed	\$72.50		\$30.00				\$10.00				\$0.00	\$82.50		\$82.50	\$82.50
2020-1212	11/6/20	504	E	8th St	SR6	\$33,890.00	home repair	\$645.00	\$185.00	\$50.00			\$20.00					\$0.00	\$915.00		\$915.00	\$915.00
2020-1213	11/6/20	905	S	State St	SR6	\$3,000.00	front porch	\$80.00											\$80.00		\$80.00	\$80.00
2020-1214	11/6/20	1526		Ruby St	SR6	\$1,300.00	fence	\$25.00						\$10.00				\$30.00		\$55.00		\$55.00
2020-1201	11/9/20	713	N	Main St	SR6	\$30,300.00	bathroom ln brnl	\$340.00	\$90.00	\$30.00			\$10.00					\$0.00	\$485.00		\$485.00	\$485.00
2020-1215	11/9/20	340	W	10th St	SR6	\$4,200.00	rear-off-roof	\$110.00											\$110.00		\$110.00	\$110.00
2020-1216	11/9/20	1228		East Ave	SR6	\$9,300.00	rear-off-roof	\$185.00											\$185.00		\$185.00	\$185.00
2020-1221	11/10/20	1432	S	Main St	SR6	\$6,000.00	rear-off-roof	\$125.00											\$125.00		\$125.00	\$125.00
2020-1222	11/10/20	110		Bacon Dr	SR6	\$1,600.00	deck	\$65.00						\$10.00				\$75.00		\$75.00	\$75.00	
2020-1223	11/10/20	1006		Fremont St	SR6	\$6,300.00	rear-off-roof	\$140.00											\$140.00		\$140.00	\$140.00
2020-1224	11/10/20	810	W	12th St	SR6	\$2,400.00	rear-off-roof	\$80.00											\$80.00		\$80.00	\$80.00
2020-1179	11/12/20	1396		Parront Pkwy	SR6	\$8,925.00	windows	\$170.00											\$170.00		\$170.00	\$170.00
2020-1226	11/12/20	405		Highland St	SR6	\$6,000.00	rear-off-roof	\$125.00											\$125.00		\$125.00	\$125.00
2020-1227	11/12/20	515	W	Perry St	SR6	\$4,800.00	rear-off-roof	\$110.00											\$110.00		\$110.00	\$110.00
2020-1228	11/12/20	410		Garden Dr	SR6	\$3,985.00	windows	\$125.00											\$125.00		\$125.00	\$125.00
2020-1229	11/12/20	415	W	Perry St	SR6	\$5,400.00	siding	\$125.00											\$125.00		\$125.00	\$125.00
2020-1231	11/12/20	1252		Fox Field Dr	SR6	\$4,200.00	windows	\$110.00											\$110.00		\$110.00	\$110.00
2020-1232	11/12/20	1512		Wildrose Dr	SR6	\$2,480.00	windows	\$80.00											\$80.00		\$80.00	\$80.00
2020-1233	11/12/20	1513		Wildrose Dr	SR6	\$13,000.00	windows	\$280.00											\$280.00		\$280.00	\$280.00
2020-1230	11/13/20	1804		10th Ave	SR6	\$5,400.00	siding	\$125.00											\$125.00		\$125.00	\$125.00
2020-1236	11/13/20	513		Highland St	SR6	\$7,500.00	gar addn	\$447.50							\$10.00				\$457.50		\$457.50	\$457.50
2020-1240	11/13/20	935		East Ave	SR6	\$4,400.00	rear-off-roof	\$110.00											\$110.00		\$110.00	\$110.00
2020-1241	11/13/20	320-322	W	Lincoln Ave	SR6	\$4,400.00	svc upgr	\$25.00											\$25.00		\$25.00	\$25.00
2020-1242	11/13/20	433		Rebecca Rd	SR6	\$900.00	entry door	\$65.00											\$65.00		\$65.00	\$65.00
2020-1243	11/16/20	1221		Warren Ave	SR6	\$18,028.00	solar panels	\$25.00					\$50.00						\$75.00		\$75.00	\$75.00
2020-1218	11/16/20	431		Caswell St	SR6	\$3,300.00	rear-off-roof	\$95.00											\$95.00		\$95.00	\$95.00
2020-1243	11/17/20	1313		Percos Pkwy	SR6	\$13,870.00	solar panels	\$24.00											\$24.00		\$24.00	\$24.00

November 2020 Building Permits Report

Permit#	Date	Street #	dir	Street Name	Zone	Value	Construction Type	Building Fee	Electric Fee	Pump Fee	HVAC Fee	INS Fee	Review Fee	Zoning Fee	FD Reuv	Sign Fee	fence Fee	SW&DV Fee	Amount Paid	EZ Discount	Total fee	Total Deposit
2020-1235	11/19/20	1538		Ferrons St	SR6	\$6,000.00	siding	\$125.00											\$125.00		\$125.00	\$125.00
2020-1176	11/20/20	2873	E	Fairfield Tr	SR6	\$13,200.00	siding & roof	\$720.00											\$720.00		\$720.00	\$720.00
2020-1246	11/20/20	1504		Dawgate Dr	SR6	\$45,000.00	addition	\$355.00	\$21.80		\$20.00	\$30.00	\$13.00	\$10.00					\$449.80		\$449.80	\$449.80
2020-1252	11/20/20	1129		Columbia Ave	SR6	\$1,120.00	window	\$66.00											\$66.00		\$66.00	\$66.00
2020-1253	11/20/20	912		9th Ave	SR6	\$2,395.00	patio door	\$80.00											\$80.00		\$80.00	\$80.00
2020-1260	11/23/20	803	E	2nd St	SR6	\$7,500.00	tear-off roof	\$155.00											\$155.00		\$155.00	\$155.00
2020-1261	11/23/20	325	W	Hurlbut Ave	SR6	\$6,000.00	tear-off roof	\$125.00											\$125.00		\$125.00	\$125.00
						\$803,685.00		\$11,021.50	\$1,074.80	\$95.00	\$710.00	\$160.00	\$464.00	\$135.00	\$198.00	\$0.00	\$90.00	\$375.00	\$14,513.30	\$82.50	\$14,625.80	\$14,513.30

Commercial Permits November 2020

Permit	Date	#	Dir	Street Name	Zone	Value	Construction	Building	Electric	Plumbing	HVAC	INSI	Review	Zoning	FD Reww	Sign	Fence	SW&DW	Paid	Discount	Total Fee	Total Dep
2020-1194	10/29/20	402	S	State St	CB	\$1,000.00	int remodel & awning	\$82.50											\$82.50	\$82.50	\$165.00	\$82.50
2020-1199	11/2/20	315	S	State St	CB	\$28,000.00	new boiler	\$25.00			\$310.00								\$335.00	\$82.50	\$335.00	\$335.00
2020-1220	11/19/20	1570	N	State St	GB	\$6,000.00	demo car wash	\$185.00											\$185.00	\$82.50	\$166.00	\$166.00
2020-1196	11/10/20	510	N	Perin St	I	\$2,100.00	replace flat entry roof	\$165.00											\$165.00	\$82.50	\$181.00	\$181.00
2020-1225	11/17/20	207	N	State St	CB	\$3,600.00	replace damaged brick	\$111.00											\$111.00	\$82.50	\$235.00	\$235.00
2020-1235	11/17/20	116	N	Buchanan St	CB	\$9,000.00	flat roof	\$735.00					\$299.00						\$735.00	\$82.50	\$878.00	\$878.00
2020-1245	11/19/20	409	W	Leasus St	NI	\$9,000.00	comm tower	\$535.00											\$535.00	\$82.50	\$878.00	\$878.00
2020-1245	11/19/20	315	S	State St	CB	\$800.00	port rest	\$25.00											\$25.00	\$82.50	\$25.00	\$25.00
2020-1264	11/24/20	3948		Madriem Dr	GI	\$3,034.00	wet system	\$175.00					\$80.00		\$198.00				\$498.00	\$82.50	\$498.00	\$498.00
9						\$88,534.00		\$1,619.50	\$75.00	\$75.00	\$310.00	\$0.00	\$343.00	\$25.00	\$198.00	\$0.00	\$0.00	\$0.00	\$2,595.50	\$82.50	\$2,678.00	\$2,595.50

Enterprise Zone Discount Report November 2020

Permit #	Date	NO	DIR	STREET	ZONE	Value	Construction	Building	Electric	Plumbing	HVAC	INSL	REVV	Zong	Sign	Fence	SW&DW	Paid	EZ Discount	Total Fee	Total Dup
2020-1184	10/30/2020	402	S	State St	CB	\$1,000.00	Int remodel & awning	\$82.50	\$0.00	\$0.00	\$0.00	\$0.00	\$0.00	\$0.00	\$0.00	\$0.00	\$0.00	\$82.50	\$82.50	\$165.00	\$82.50
						\$1,000.00		\$82.50	\$0.00	\$0.00	\$0.00	\$0.00	\$0.00	\$0.00	\$0.00	\$0.00	\$0.00	\$82.50	\$82.50	\$165.00	\$82.50

Residential Permits November 2020

Permit #	Date	Address	Dir	Street Name	ZONE	Value	Construction	BLDG	Electric	Plumbg	HVAC	INSL	Review	Zoning	Fence	SW&DW	Total Fee	Total Deposit
2020-1191	10/30/20	2109		Ivy Ln	MRB1	\$7,500.00	tear-off reroof	\$155.00									\$155.00	\$155.00
2020-1202	11/04/20	420		Widlowater Dr	MRB1	\$7,500.00	tear-off reroof	\$155.00									\$155.00	\$155.00
2020-1219	11/09/20	234		Fox Ln	MRB1	\$6,000.00	tear-off reroof	\$125.00									\$125.00	\$125.00
2020-1239	11/23/20	2320		Sunrise Dr	MRB1	\$6,900.00	tear-off reroof	\$140.00									\$140.00	\$140.00
2020-1256	11/23/20	452		Widlowater Dr	MRB1	\$7,500.00	tear-off reroof	\$155.00									\$155.00	\$155.00
2020-1237	11/13/20	904	W	Locust St	MRB5	\$2,000.00	drive	\$25.00						\$10.00	\$60.00	\$95.00	\$95.00	
2020-1238	11/13/20	910	W	Locust St	MRB5	\$1,500.00	approach drive	\$25.00						\$10.00	\$60.00	\$85.00	\$85.00	
2020-1041	10/30/20	799		Boz Way	SR4	\$180,000.00	SFH	\$652.00	\$243.00	\$180.00	\$183.00	\$50.00	\$30.00	\$10.00	\$85.00	\$1,433.00	\$1,433.00	
2020-1180	10/30/20	5172		Sycamore Ridge	SR4	\$30,000.00	basement remodel	\$485.00	\$75.00		\$30.00		\$17.00				\$627.00	\$627.00
2020-1200	11/03/20	2005		Oakbrook Dr	SR4	\$5,400.00	tear-off reroof	\$125.00									\$125.00	\$125.00
2020-1210	11/09/20	1516		Dawngate Dr	SR4	\$7,700.00	sliding	\$125.00									\$125.00	\$125.00
2020-1217	11/30/20	152		Beacon Dr	SR4	\$6,600.00	tear-off reroof	\$140.00									\$140.00	\$140.00
2020-1234	11/12/20	2327		Oakwood Dr	SR4	\$9,300.00	tear-off reroof	\$185.00						\$10.00	\$30.00	\$65.00	\$185.00	\$185.00
2020-1244	11/17/20	5180		Henslow Pkwy	SR4	\$15,972.00	fence	\$25.00									\$25.00	\$25.00
2020-1247	11/19/20	4217		Glenhaven Dr	SR4	\$8,100.00	tear-off reroof	\$120.00									\$120.00	\$120.00
2020-1251	11/20/20	2253		National Sewing	SR4	\$4,560.00	windows	\$110.00									\$110.00	\$110.00
2020-1254	11/20/20	603		Taylor Ridge	SR4	\$2,556.00	windows	\$80.00									\$80.00	\$80.00
2020-1257	11/20/20	1502	E	Fairfield Tr	SR4	\$5,700.00	tear-off reroof	\$125.00									\$125.00	\$125.00
2020-1183	10/30/20	933		Beylian St	SR6	\$11,780.00	solar panels	\$25.00	\$50.00								\$75.00	\$75.00
2020-1170	11/02/20	1823		10th Ave	SR6	\$11,970.00	solar panels	\$25.00	\$50.00								\$75.00	\$75.00
2020-1025	11/03/20	226	W	Harrison St	SR6	\$6,000.00	2 decks	\$125.00						\$10.00			\$135.00	\$135.00
2020-1153	11/03/20	935		Caswell St	SR6	\$9,000.00	sliding	\$170.00									\$170.00	\$170.00
2020-1194	11/03/20	1102		Whitney Blvd	SR6	\$15,000.00	tear-off reroof	\$260.00									\$260.00	\$260.00
2020-1196	11/03/20	627		Julien St	SR6	\$4,460.00	fence	\$25.00						\$10.00	\$30.00	\$65.00	\$65.00	
2020-1197	11/03/20	914	W	5th St	SR6	\$4,500.00	tear-off reroof	\$110.00									\$110.00	\$110.00
2020-1199	11/03/20	1508		Dawngate Dr	SR6	\$9,000.00	tear-off reroof	\$170.00									\$170.00	\$170.00
2020-1206	11/05/20	410		Garden Dr	SR6	\$5,400.00	tear-off reroof	\$125.00									\$125.00	\$125.00
2020-1208	11/05/20	1221		Warren Ave	SR6	\$2,200.00	elect upgr	\$25.00	\$55.00								\$80.00	\$80.00
2020-1205	11/06/20	818	W	Madison St	SR6	\$14,100.00	roof & sliding	\$245.00	\$130.00	\$30.00	\$127.00	\$30.00	\$31.00	\$10.00	\$10.00	\$60.00	\$908.00	\$908.00
2020-1211	11/06/20	203		Grover St	SR6	\$30,908.00	home repair	\$500.00	\$30.00	\$30.00	\$127.00	\$30.00	\$31.00	\$10.00	\$10.00	\$60.00	\$915.00	\$915.00
2020-1212	11/06/20	504	E	8th St	SR6	\$2,500.00	2x20 shed	\$72.50									\$72.50	\$72.50
2020-1213	11/06/20	905	S	State St	SR6	\$3,000.00	home repair	\$80.00	\$185.00	\$50.00	\$35.00	\$20.00	\$20.00	\$10.00	\$10.00	\$60.00	\$90.00	\$90.00
2020-1214	11/06/20	1526		Ruby St	SR6	\$1,300.00	fence	\$25.00									\$25.00	\$25.00
2020-1215	11/09/20	713	N	Main St	SR6	\$20,300.00	bathroom in brnt	\$340.00	\$90.00	\$30.00	\$5.00	\$10.00	\$10.00	\$10.00	\$10.00	\$30.00	\$485.00	\$485.00
2020-1216	11/09/20	1228	W	10th St	SR6	\$4,200.00	tear-off reroof	\$110.00									\$110.00	\$110.00
2020-1221	11/10/20	1432	S	East Ave	SR6	\$9,300.00	tear-off reroof	\$185.00									\$185.00	\$185.00
2020-1222	11/10/20	110		Main St	SR6	\$6,000.00	tear-off reroof	\$125.00									\$125.00	\$125.00
2020-1224	11/10/20	1006	W	Beacon Dr	SR6	\$1,600.00	deck	\$65.00						\$10.00			\$75.00	\$75.00
2020-1179	11/12/20	810		Fremont St	SR6	\$6,300.00	tear-off reroof	\$140.00									\$140.00	\$140.00
2020-1226	11/12/20	1336		12th St	SR6	\$2,400.00	tear-off reroof	\$80.00									\$80.00	\$80.00
2020-1227	11/12/20	405	W	Perrison's Pkwy	SR6	\$8,925.00	windows	\$170.00									\$170.00	\$170.00
2020-1228	11/12/20	410	W	Highland St	SR6	\$6,000.00	tear-off reroof	\$125.00									\$125.00	\$125.00
2020-1229	11/12/20	415	W	Perry St	SR6	\$4,800.00	windows	\$110.00									\$110.00	\$110.00
2020-1231	11/12/20	1752		Garden Dr	SR6	\$3,985.00	windows	\$125.00									\$125.00	\$125.00
2020-1232	11/12/20	1512		Perry St	SR6	\$5,400.00	sliding	\$125.00									\$125.00	\$125.00
2020-1233	11/12/20	1513		Fox Field Dr	SR6	\$4,200.00	windows	\$110.00									\$110.00	\$110.00
2020-1230	11/13/20	1804		Wildrose Dr	SR6	\$2,482.00	windows	\$80.00									\$80.00	\$80.00
2020-1236	11/13/20	513		Wildrose Dr	SR6	\$13,000.00	windows	\$330.00									\$330.00	\$330.00
2020-1240	11/13/20	935		Wildrose Dr	SR6	\$5,400.00	sliding	\$125.00									\$125.00	\$125.00
2020-1241	11/13/20	320-322	W	10th Ave	SR6	\$7,500.00	gar addn	\$147.50									\$147.50	\$147.50
2020-1242	11/13/20	433		East Ave	SR6	\$4,800.00	tear-off reroof	\$110.00									\$110.00	\$110.00
2020-1190	11/16/20	1221		Lincoln Ave	SR6	\$4,400.00	svc upgr	\$25.00									\$25.00	\$25.00
2020-1218	11/16/20	431		Warren Ave	SR6	\$18,078.00	entry door	\$65.00									\$65.00	\$65.00
2020-1243	11/17/20	1313		Caswell St	SR6	\$3,300.00	solar panels	\$95.00									\$95.00	\$95.00
				Perssons Pkwy	SR6	\$12,870.00	solar panels	\$25.00	\$50.00								\$75.00	\$75.00

Residential Permits November 2020

Permit #	Date	Address	Dir	Street Name	ZONE	Value	Construction	BLDG	Electric	Plumbg	HVAC	INSL	Review	Zoning	Fence	SW&DW	Total Fee	Total Deposit										
2020-1255	11/19/2020	1538		Fremont St	SR6	\$6,000.00	siding	\$125.00									\$125.00	\$125.00										
2020-1176	11/20/2020	2873	E	Fairfield Tr	SR6	\$13,200.00	siding & roof	\$230.00									\$230.00	\$230.00										
2020-1246	11/20/2020	1504		Dawngate Dr	SR6	\$45,000.00	addition	\$355.00	\$21.80		\$20.00	\$30.00	\$13.00	\$10.00			\$449.80	\$449.80										
2020-1252	11/20/2020	1129		Columbia Ave	SR6	\$1,120.00	window	\$65.00									\$65.00	\$65.00										
2020-1253	11/20/2020	912		9th Ave	SR6	\$2,395.00	patio door	\$80.00									\$80.00	\$80.00										
2020-1260	11/23/2020	803	E	2nd St	SR6	\$7,500.00	tear-off reroof	\$155.00									\$155.00	\$155.00										
2020-1261	11/23/2020	525	W	Huribut Ave	SR6	\$6,000.00	tear-off reroof	\$125.00									\$125.00	\$125.00										
						64											\$715,151.00	\$9,402.00	\$1,049.80	\$290.00	\$400.00	\$160.00	\$121.00	\$110.00	\$90.00	\$325.00	\$11,947.80	\$11,947.80

Single Family Home Report November 2020

Permit #	Date	Address	Dir	Street Name	ZONE	Value	Construction	BLDG	Electric	Plumbg	HVAC	INST	Review	Zoning	Fence	SW&DW	Total Fee	Total Deposit
2020-1041	10/30/20	799		Boz Way	SR4	\$180,000.00	SFH	\$652.00	\$243.00	\$180.00	\$183.00	\$50.00	\$30.00	\$10.00	\$0.00	\$85.00	\$1,433.00	\$1,433.00
						\$180,000.00		\$652.00	\$243.00	\$180.00	\$183.00	\$50.00	\$30.00	\$10.00	\$0.00	\$85.00	\$1,433.00	\$1,433.00

November 2020 Building Department Deposit Report

DATE	BUILDG	ELECT	PLUMB	HVAC	INSL	REWW	ZONG	FD Reww	SIGN	FENCE	SW&DW	AMT PAID	EZ DISC	TOTAL FEE	REINSP	T/MISC	CODE ENF	ELECTR	TOTAL DEP
11/2/2020	\$1,399.50	\$368.00	\$180.00	\$213.00	\$70.00	\$47.00	\$10.00				\$85.00	\$2,372.50	\$82.50	\$2,455.00					\$2,372.50
11/2/2020	\$50.00	\$50.00		\$310.00								\$410.00		\$410.00					\$410.00
11/4/2020	\$985.00						\$20.00			\$30.00		\$1,035.00		\$1,035.00				\$50.00	\$1,035.00
11/5/2020	\$155.00											\$155.00		\$155.00					\$205.00
11/6/2020	\$395.00	\$55.00										\$450.00		\$450.00					\$450.00
11/9/2020	\$1,222.50	\$315.00	\$80.00	\$162.00	\$50.00	\$51.00	\$30.00			\$30.00	\$120.00	\$2,060.50		\$2,060.50			\$100.00		\$2,160.50
11/10/2020	\$885.00	\$90.00	\$30.00	\$5.00	\$10.00	\$10.00						\$1,030.00		\$1,030.00					\$1,030.00
11/10/2020	\$911.00						\$10.00					\$921.00		\$921.00					\$921.00
11/12/2020	\$1,441.00											\$1,441.00		\$1,441.00					\$1,441.00
11/13/2020	\$457.50	\$50.00					\$20.00				\$120.00	\$647.50		\$647.50					\$647.50
11/17/2020	\$185.00	\$50.00										\$235.00		\$235.00					\$235.00
11/18/2020	\$820.00	\$75.00				\$293.00	\$35.00			\$30.00		\$1,253.00		\$1,253.00					\$1,253.00
11/19/2020	\$320.00											\$320.00		\$320.00					\$320.00
11/23/2020	\$1,620.00	\$21.80				\$13.00	\$10.00					\$1,714.80		\$1,714.80					\$1,714.80
11/25/2020	\$175.00		\$75.00			\$50.00		\$198.00				\$498.00		\$498.00					\$498.00
	\$11,021.50	\$1,074.80	\$365.00	\$710.00	\$160.00	\$464.00	\$135.00	\$198.00	\$0.00	\$90.00	\$325.00	\$14,543.30	\$82.50	\$14,625.80	\$0.00	\$100.00	\$50.00	\$50.00	\$14,693.30

Violation Report - November 2020

11/01/2020 - 11/30/2020

Case Date	Parcel Address	Assigned To	Description	Main Status
Group: Closed				
11/13/2020	118 E 2ND ST	Cara Whetsel	parking on grass & inop vehicle in yard	Closed
11/16/2020	1405 W 9TH ST	Cara Whetsel	inoperable vehicle	Closed
11/16/2020	1027 STRAWBERRY LN	Cara Whetsel	couch in the front yard	Closed
11/16/2020	1416 RUBY ST	Cara Whetsel	semi parked in residential area	Closed
11/16/2020	1105 N STATE ST	Cara Whetsel	mattress behind building at #1113	Closed
11/16/2020	306 W HARRISON ST	Cara Whetsel	TV in back yard & vehicle in the grass	Closed
11/16/2020	402 VAN BUREN ST	Cara Whetsel	garbage & inoperable vehicle parking on grass.	Closed
11/18/2020	419 JULIEN ST	Cara Whetsel	couch in the front yard	Closed
11/18/2020	315 LYNNE LN	Cara Whetsel	inop parking on grass	Closed
11/18/2020	936 NETTIE ST	Cara Whetsel	Garbage & brush behind garage	Closed
11/19/2020	807 ALLEN ST	Cara Whetsel	old couch in front yard	Closed
11/19/2020	728 UNION AVE	Cara Whetsel	mattresses in front yard	Closed
11/19/2020	1310 W 12TH ST	Cara Whetsel	downspout pointed at neighbors house to the west	Closed
11/19/2020	712 5TH AVE	Cara Whetsel	old couch in the front yard	Closed
11/19/2020	615 WHITMAN ST	Cara Whetsel	garbage cans left at curb	Closed
11/20/2020	541 WARREN AVE	Cara Whetsel	Old TV in front yard	Closed
11/24/2020	328 W HARRISON ST	Cara Whetsel	love seat in front yard	Closed
Group Total: 17				

Group: In Progress

11/16/2020	403 LYNNE LN	Cara Whetsel	tall weeds, inoperable vehicle parking in tall weeds	In Progress
11/16/2020	109 CLINES FORD DR	Cara Whetsel	Garbage beside the house	In Progress
11/16/2020	216 W 1ST ST	Cara Whetsel	no permit for a home oc, parking commercial over sized trucks and trailers, parking on grass & dumpster left in street.	In Progress
11/18/2020	612 PEARL ST	Cara Whetsel	inoperable vehicle parking in the front yard	In Progress
11/18/2020	716 W 12TH ST	Cara Whetsel	inop parked in the grass	In Progress
11/19/2020	2139 WYNNWOOD DR	Cara Whetsel	old appliances and rubbish in the back yard	In Progress
11/19/2020	902 W 12TH ST	Cara Whetsel	Class "D" truck parked in a residential area & on the grass	In Progress

Group Total: 7**Total Records: 24****12/1/2020**

936 Nettie

Before



After



402 Van Buren

Before



After



306 W. Harrison

Before




After



725 Columbia

Before



After



807 Allen

Before



After



1113 N. State

Before



After



1310 W. 12th St.

Before



After



1416 Ruby

Before



After



ADVANCED SEARCH RESULTS

Select View ▾

Current Open Cases

Selected	Case Date	Property Address	Description	Assigned To	Status	Edit/View
	11/19/2020	2139 WYNNWOOD DR	old appliances and rubbish in the back yard	Cara Whetsel	In Progress	
	11/19/2020	902 W 12TH ST	Class "D" truck parked in a residential area & on the grass	Cara Whetsel	In Progress	
	11/18/2020	612 PEARL ST	inoperable vehicle parking in the front yard	Cara Whetsel	In Progress	
	11/18/2020	716 W 12TH ST	inop parked in the grass	Cara Whetsel	In Progress	
	11/16/2020	403 LYNNE LN	tall weeds, inoperable vehicle parking in tall weeds	Cara Whetsel	In Progress	
	11/16/2020	109 CLINES FORD DR	Garbage beside the house	Cara Whetsel	In Progress	
	11/16/2020	216 W 1ST ST	no permit for a home oc, parking commercial over sized trucks and trailers, parking on grass & dumpster left in street.	Cara Whetsel	In Progress	
	10/22/2020	4191 HUBBARD TRL	garbage in the driveway	Cara Whetsel	In Progress	
	10/22/2020	613 S STATE ST	Large pile of garbage in alley behind building	Cara Whetsel	Ticketed	
	10/21/2020	607 S STATE ST	garbage behind building in alley	Cara Whetsel	Ticketed	
	10/15/2020	724 5TH AVE	garbage & inops	Cara Whetsel	Ticketed	
	10/13/2020	1206 DALBIGNE ST	tall weeds, garbage, sign, inoperable vehicle parking in grass.	Cara Whetsel	In Progress	
	10/08/2020	1521 DANESFIELD DR	van & trailer parked in the grass in the back yard.	Cara Whetsel	In Progress	
	10/08/2020	2873 E FAIRFIELD TRL	shed roof in disrepair	Cara Whetsel	In Progress	

Selected	Case Date ◆	Property Address ◆	Description ◆	Assigned To ◆	Status ◆	Edit/View
	10/02/2020	409 DOUGLAS ST	inoperable vehicle parking in grass	Cara Whetsel	In Progress	
	09/29/2020	915 W PERRY ST	Bare wood & broken windows.	Cara Whetsel	In Progress	
	09/21/2020	903 W PERRY ST	no siding on side garage. Trim and doors need new paint	Cara Whetsel	In Progress	
	09/15/2020	710 W 12TH ST	garbage pile on west side of house	Cara Whetsel	In Progress	
	09/14/2020	819 W JACKSON ST	tall weeds & underbrush, inoperable truck and trailer & garbage around dumpster	Cara Whetsel	In Progress	
	09/01/2020	2421 RIDGEFIELD DR	Tall grass & weeds in back yard	Cara Whetsel	Ticketed	
	09/01/2020	1016 FREMONT ST	tall weeds, noxious weeds, inoperable vehicle & broken fence. REPEAT OFFENDER	Cara Whetsel	Ticketed	
	08/18/2020	109 N State St	Front facade on the corner of the south facing wall is starting to pull away and crumbling.	Cara Whetsel	In Progress	
	08/04/2020	226 N STATE ST	Numerous interior & exterior Property Maintenance violations	Cara Whetsel	In Progress	
	07/22/2020	3044 E 6TH ST	House is vacant and in foreclosure; standing water in the basement. CONDEMNED	Cara Whetsel	In Progress	
	06/02/2020	123 W 6TH ST	Tall grass, inop parking in grass & garbage	Cara Whetsel	Ticketed	
	05/26/2020	711 S STATE ST	tall grass, garbage, porch overhang in disrepair, gutters in disrepair	Cara Whetsel	Ticketed	
	05/26/2020	540 GAYNOR ST	tall grass, inoperable vehicles, parking on grass,	Cara Whetsel	In Progress	
	03/30/2020	1155 W JACKSON ST	Building something on his roof, no permit visible, going on for years, lots of trash and cars.	Cara Whetsel	In Progress	
	03/05/2020	704 E PLEASANT ST	inside of house is in bad shape. hoarding, garbage, animal feces... CONDEMNED	Cara Whetsel	In Progress	
	02/17/2020	1214 W 4TH ST	inoperable vehicle, exterior storage in front yard, & garbage cans left by street for days.	Cara Whetsel	Ticketed	

Selected	Case Date	Property Address	Description	Assigned To	Status	Edit/View
<input type="checkbox"/>	02/12/2020	812 BLISS ST	Motorhome in driveway with someone living in & parked in grass. Also unlicensed car parked in driveway.	Cara Whetsel	Ticketed	
<input type="checkbox"/>	02/06/2020	310 WARREN AVE	garbage, scrap metal, illegal scrap business	Cara Whetsel	Ticketed	
<input type="checkbox"/>	01/24/2020	928 JULIEN ST	roof on shed is caving in	Cara Whetsel	In Progress	
<input type="checkbox"/>	11/27/2019	1007 LOGAN AVE	Property Maintenance - Weeds, Vehicles-inoperable and parking on grass, Trash, Gutters, Trailers and Address	Craig Wilcox	In Progress	
<input type="checkbox"/>	10/30/2019	1202 S STATE ST	garbage, outdoor storage, scrap business, parking in grass	Cara Whetsel	Ticketed	
<input type="checkbox"/>	10/08/2019	1005 MCKINLEY AVE	Vacant property - lots of over growth of underbrush and weeds, falling structures, broken doors, broken beams, a lot of dangerous rubbish - broken building materials	Cara Whetsel	In Progress	
<input type="checkbox"/>	09/19/2019	226 N STATE ST	Brick & mortar at roofline in disrepair	Cara Whetsel	In Progress	
<input type="checkbox"/>	09/19/2019	615 S MAIN ST	Porches in disrepair	Cara Whetsel	In Progress	
<input type="checkbox"/>	09/19/2019	921 WHITNEY BLVD	Garage & fence disrepair, trash, weeds	Cara Whetsel	In Court	
<input type="checkbox"/>	09/19/2019	1422 WHITNEY BLVD	Trash piled in carport & broken garage door	Cara Whetsel	Ticketed	

1

Records 1 to 40 (of 40)

1

INCOME STATEMENT FOR THE GENERAL FUND

				Through	November	2020	
	Account #	Actual FY 19	Actual FY 20	Month of November	YTD Actual for FY 21	Budget FY 21	58% of budget
General Administration							
RE Property Tax	01-4-110-4010	1,773,398.86	1,771,339.58	51,615.68	1,764,843.02	1,769,385	100%
Hotel / Motel Tax	01-4-110-4011	3,701.93	3,312.40	223.12	616.35	3,420	18%
Auto Rental Tax	01-4-110-4012	7,258.78	8,204.62	111.19	1,291.47	7,200	18%
Muni Infrastructure Maint	01-4-110-4013	115,226.64	104,268.24	6,980.56	56,840.58	105,000	54%
State Income Tax	01-4-110-4100	2,484,021.35	2,773,012.39	192,322.18	1,691,827.59	2,686,425	63%
Home Rule Sales Tax	01-4-110-4109	75,146.73	1,126,401.37	95,059.69	596,965.88	1,130,065	53%
Muni Sales Tax	01-4-110-4110	3,583,825.71	3,650,909.59	340,212.92	2,024,142.51	3,660,790	55%
Sales Tax to Developer	01-4-110-4111	0.00	0.00	0.00	0.00	0	0%
Local Use Tax	01-4-110-4112	756,473.16	882,828.38	92,592.80	611,387.21	908,267	67%
Local Motor Fuel Tax	01-4-110-4113	339,494.03	555,545.47	51,359.69	291,842.08	564,000	52%
Cannabis Tax	01-4-110-4115	0.00	4,186.72	1,429.44	9,432.78	0	0%
Replacement Tax	01-4-110-4120	450,226.41	592,182.72	0.00	272,703.55	451,329	60%
Repl Tax Dist to Pensions	01-4-110-4121	(268,051.00)	(268,051.00)	(50,000.00)	(50,000.00)	(264,297)	19%
Grants	01-4-110-4150	2,270.00	780.00	832,313.25	1,059,711.05	0	0%
Grants (NDevelopment)	01-4-110-4151	0.00	0.00	0.00	0.00	0	0%
Business License	01-4-110-4200	13,640.00	14,720.00	50.00	7,795.00	14,950	52%
Liquor License & Fines	01-4-110-4210	169,400.00	122,000.00	12,500.00	136,650.00	117,900	116%
Amusement Machine	01-4-110-4230	65,800.00	79,000.00	0.00	64,329.34	85,000	76%
Court Fines	01-4-110-4400	340,756.68	245,626.72	14,482.49	88,985.93	282,238	32%
Parking Fines	01-4-110-4410	21,254.00	16,215.00	300.00	975.00	21,040	5%
Seized Vehicle Fee	01-4-110-4420	71,300.00	52,951.00	4,800.00	16,700.00	64,800	26%
Engr Fees-Subdivision	01-4-110-4430	0.00	7,650.00	0.00	0.00	20,000	0%
Video Gambling	01-4-110-4440	345,766.25	385,882.34	36,066.90	125,347.76	366,000	34%
Franchise Fees	01-4-110-4450	333,905.39	274,773.86	65,855.68	197,629.38	279,964	71%
Comcast Fees	01-4-110-4455	0.00	0.00	0.00	0.00	0	0%
Death/Birth Certificates	01-4-110-4460	19,116.00	20,140.58	1,264.00	12,104.00	19,678	62%
Accident/Fire Reports	01-4-110-4470	6,033.00	4,354.80	210.00	1,630.00	5,108	32%
Annexation/Plat Fees	01-4-110-4471	0.00	0.00	0.00	0.00	20,000	0%
Tipping Fees	01-4-110-4472	70,326.78	44,938.58	8,863.89	46,644.41	64,858	72%
Fuel Charges (outside vendors)	01-4-110-4550	216,537.69	266,766.97	24,245.78	163,199.34	223,950	73%
Interest Income	01-4-110-4600	131,547.84	212,331.78	56,855.85	80,069.22	128,000	63%
Misc Revenues	01-4-110-4900	19,146.17	44,213.01	688.00	14,602.50	18,000	81%
Heritage Days	01-4-110-4901	126,730.98	69,885.14	0.00	3,565.00	0	0%
Historic Pres. Fund Raising	01-4-110-4902	4,497.07	7,409.00	0.00	600.00	0	0%
Historic Pres. Grant Reimb.	01-4-110-4903	16,288.89	0.00	0.00	0.00	0	0%
Operating Transfer in (Reserve)	01-4-110-9998	0.00	0.00	0.00	0.00	1,200,000	0%
Total General Administration Revenues		11,295,039.34	13,073,779.26	1,840,403.11	9,292,430.95	13,953,070	67%
Salaries - Elected Officials	01-5-110-5000	214,542.34	205,390.44	16,606.80	124,004.62	215,889	57%
Salaries - Regular - FT	01-5-110-5010	233,508.86	243,795.58	(3,021.32)	143,868.49	240,828	60%
Group Health Insurance	01-5-110-5130	469,143.70	420,790.13	16,875.85	219,959.40	529,174	42%
Health Ins Claims Pd (Dental)	01-5-110-5131	29,265.19	16,236.00	2,978.40	15,134.60	35,000	43%
Group Life Insurance	01-5-110-5132	1,391.85	1,381.05	116.10	800.55	1,512	53%
Health Insurance Reimb.	01-4-110-4540	(143,896.26)	(139,970.00)	(5,014.55)	(81,141.04)	(139,504)	58%
Unemployment Compensation	01-5-110-5136	0.00	0.00	0.00	0.00	0	0%
Meeting & Conferences	01-5-110-5154	10,976.86	9,075.32	2,025.00	3,063.94	14,430	21%
Subscriptions/Ed Materials	01-5-110-5156	697.41	969.05	560.97	689.94	700	99%
Gen Admin Personnel & Benefit Expenses		815,629.95	757,667.57	31,127.25	426,380.50	898,029	47%
Repairs/Maint - Bldgs	01-5-110-6010	29,490.02	22,577.04	1,739.32	16,475.53	26,060	63%
Repairs/Maint - Equip	01-5-110-6020	5,021.27	5,322.61	0.00	1,945.05	5,500	35%
Legal	01-5-110-6110	7,389.97	6,129.15	1,659.43	4,014.20	15,100	27%
Other Professional Services	01-5-110-6190	69,382.71	52,965.60	13,026.54	67,222.61	78,000	0%
Grant Expenses	01-5-110-6191	0.00	0.00	0.00	0.00	0	0%
Telephone	01-5-110-6200	21,790.61	20,891.55	572.65	23,071.65	45,660	51%
Codification	01-5-110-6225	5,941.33	4,804.52	0.00	0.00	5,000	0%
Other Communications	01-5-110-6290	3,101.48	2,716.86	156.69	1,284.36	2,700	48%
Gen Admin Contractual Expenses		142,117.39	115,407.33	17,154.63	114,013.40	178,020	64%

General Administration (cont)	Account #	Actual FY 19	Actual FY 20	Month of November	YTD Actual for FY 21	Budget FY 21	58% of budget
Office Supplies	01-5-110-7020	41,698.15	73,977.62	3,494.04	66,498.54	84,800	78%
Gas and Oil	01-5-110-7030	195,925.85	239,759.75	24,147.50	142,128.02	206,400	69%
Other Supplies	01-5-110-7800	4,934.41	5,703.14	30.48	1,149.20	6,800	17%
Gen Admin Supplies Expenses		242,558.41	319,440.51	27,672.02	209,775.76	298,000	70%
Miscellaneous Expense	01-5-110-7900	75,992.49	88,883.58	26,510.00	76,187.97	83,830	91%
Reimb of Seized Vehicle Fee	01-5-110-7901	300.00	300.00	0.00	300.00	0	0%
Heritage Days	01-5-110-7902	94,303.95	116,318.11	0.00	4,275.00	0	0%
Comcast Charges	01-5-110-7903	0.00	0.00	0.00	0.00	0	0%
Historic Preservation	01-5-110-7904	0.00	0.00	0.00	0.00	0	0%
Operating Transfers Out	01-5-110-9999	659,243.00	1,846,636.00	252,500.00	530,784.20	2,248,332	24%
Total General Administration Expenses		2,030,145.19	3,244,653.10	354,963.90	1,361,716.83	3,706,211	37%
NET GENERAL ADMINISTRATION		9,264,894.15	9,829,126.16	1,485,439.21	7,930,714.12	10,246,859	77%
General Fund - Audit Department							
RE Taxes - Audit	01-4-130-4010	20,071.81	20,048.00	584.20	19,974.87	20,000	100%
Accounting & Auditing	01-5-130-6100	31,000.00	36,550.00	0.00	43,701.00	37,500	117%
NET - AUDIT DEPARTMENT		(10,928.19)	(16,502.00)	584.20	(23,726.13)	(17,500)	136%
General Fund - IMRF Department							
RE Taxes - IMRF	01-4-140-4010	65,160.99	65,073.68	1,896.10	64,831.33	65,000	100%
Replacement Tax	01-4-140-4120	93,615.00	93,615.00	50,000.00	50,000.00	90,999	55%
Interest Income	01-4-140-4600	0.00	0.00	0.00	0.00	0	0%
Expense Reimbursement	01-4-140-4940	27,163.09	22,902.11	1,927.00	14,854.27	28,278	53%
Total IMRF Revenues		185,939.08	181,590.79	53,823.10	129,685.60	184,277	70%
IMRF Premium Expense	01-5-140-5120	165,964.27	155,360.86	20,407.46	93,945.48	177,268	53%
NET - IMRF DEPARTMENT		19,974.81	26,229.93	33,415.64	35,740.12	7,009	510%
General Fund - Social Security Department							
RE Taxes - FICA/Med	01-4-150-4010	200,458.46	200,225.56	5,835.01	199,510.12	200,000	100%
Expense Reimbursement	01-4-150-4940	136,303.35	141,794.02	10,452.28	78,601.72	146,914	54%
Library Expense Reimb.	01-4-150-4941	30,369.12	29,872.91	2,065.88	16,335.25	30,983	53%
Total Soc Security Revenues		367,130.93	371,892.49	18,353.17	294,447.09	377,897	78%
FICA Expense	01-5-150-5110	212,627.84	225,776.53	16,935.86	126,450.47	239,885	53%
Medicare Expense	01-5-150-5112	132,929.26	141,856.22	10,507.29	80,593.31	151,328	53%
Total Soc Security Expenses		345,557.10	367,632.75	27,443.15	207,043.78	391,213	53%
NET - SOCIAL SECURITY DEPT		21,573.83	4,259.74	(9,089.98)	87,403.31	(13,316)	-756%
General Fund - Liability Insurance Dept							
RE Taxes - Ins Liability	01-4-160-4010	300,707.66	300,355.82	8,752.01	299,250.20	300,000	100%
Expense Reimbursement	01-4-160-4940	0.00	0.00	0.00	0.00	-	0%
Total Liability Insurance Revenues		300,707.66	300,355.82	8,752.01	299,250.20	300,000	100%
Insurance Premium	01-5-160-6800	457,401.38	454,790.04	450,495.04	450,495.04	480,375	94%
NET - LIABILITY INSURANCE DEPT		(156,693.72)	(154,434.22)	(441,743.03)	(151,244.84)	(180,375)	84%

Police Department	Account #	Actual FY 19	Actual FY 20	Month of November	YTD Actual for FY 21	Budget FY 21	58% of budget
RE Property Tax	01-4-210-4010	1,204,169.39	1,202,740.52	35,047.45	1,198,343.15	1,201,417	100%
Grants	01-4-210-4150	23,220.96	31,730.51	0.00	55,377.84	30,768	180%
Sex Offender Reg Fee	01-4-210-4480	5,120.00	4,490.00	400.00	2,320.00	5,000	46%
Miscellaneous Revenues	01-4-210-4900	171,816.00	117,900.24	3,665.26	39,372.04	194,878	20%
Expense Reimbursement	01-4-210-4940	10,604.69	25,272.36	515.00	7,094.20	0	0%
SRO Reimbursement	01-4-210-4945	0.00	86,515.04	0.00	0.00	0	0%
Sale of Assets	01-4-210-4950	0.00	12,727.33	0.00	0.00	0	0%
Total Police Department Revenues		1,414,931.04	1,481,376.00	39,627.71	1,302,507.23	1,432,063	91%
Salary - Regular - FT	01-5-210-5010	3,482,996.70	3,586,222.29	282,097.84	2,129,508.56	3,808,854	56%
Overtime	01-5-210-5040	257,388.47	297,036.04	11,997.27	110,314.51	406,000	27%
Police Pension	01-5-210-5122	1,184,097.58	1,237,250.52	0.00	1,143,905.03	1,326,460	86%
Health Insurance	01-5-210-5130	859,401.28	877,431.77	78,337.21	520,137.34	974,355	53%
Dental claims	01-5-210-5131	61,897.10	38,816.95	1,880.00	24,160.19	60,000	40%
Unemployment Compensation	01-5-210-5136	0.00	0.00	0.00	0.00	0	0%
Uniform Allowance	01-5-210-5140	64,457.79	80,001.68	150.00	66,123.12	77,539	85%
Training	01-5-210-5152	48,636.26	45,402.84	8,371.79	20,345.74	88,905	23%
Police Dept Personnel & Benefit Expenses		5,958,875.18	6,162,162.09	382,834.11	4,014,494.49	6,742,113	60%
Repair/Maint-Equipment	01-5-210-6020	19,006.73	22,274.00	1,028.71	8,956.23	30,280	30%
Repair/Maint-Vehicles	01-5-210-6030	73,869.32	78,451.40	2,983.46	25,504.77	115,700	22%
Telephone/Utilities	01-5-210-6200	44,988.32	41,055.92	1,515.13	32,872.92	44,000	75%
Physical Exams	01-5-210-6810	0.00	760.00	0.00	0.00	2,135	0%
Community Policing	01-5-210-6816	6,891.77	4,795.31	149.72	3,790.74	13,500	28%
K 9 Program Expenses	01-5-210-6818	3,706.73	7,769.36	100.87	2,145.19	8,800	24%
Sex Offender State Disburse	01-5-210-6835	2,955.00	2,860.00	195.00	1,240.00	3,600	0%
Police Department - Contractual Expenses		151,417.87	157,965.99	5,972.89	74,509.85	218,015	34%
Office Supplies	01-5-210-7020	5,951.77	4,977.90	926.86	3,921.17	8,050	49%
Gas & Oil	01-5-210-7030	91,331.46	86,586.27	5,921.25	34,626.45	112,500	31%
Operating Supplies	01-5-210-7040	27,198.27	32,063.10	3,019.58	3,721.01	45,825	8%
Miscellaneous Expense	01-5-210-7900	12,406.53	17,541.14	88.30	1,272.22	31,700	4%
Police Department - Supplies Expense		136,888.03	141,168.41	9,955.99	43,540.85	198,075	22%
Equipment	01-5-210-8200	45,757.37	51,244.10	548.99	9,279.02	66,650	14%
Vehicles	01-5-210-8300	0.00	0.00	0.00	0.00	0	0%
Total Police Department Expenses		6,292,938.45	6,512,540.59	399,311.98	4,141,824.21	7,224,853	57%
NET - POLICE DEPARTMENT		(4,878,007)	(5,031,165)	(359,684)	(2,839,317)	(5,792,790)	49%
Public Safety Building Department							
Salaries - Regular - FT	01-5-215-5010	656,405.23	647,231.55	67,956.53	330,067.11	706,198	47%
Other (FICA & IMRF)	01-5-215-5079	106,740.45	97,912.33	11,389.51	55,319.23	124,644	44%
Other Contractual Services	01-5-215-6890	376,337.30	334,841.51	24,621.68	161,400.00	318,232	51%
NET - PUBLIC SAFETY BLDG DEPT		(1,139,482.98)	(1,079,985.39)	(103,967.72)	(546,786.34)	(1,149,074)	48%

Fire Department	Account #	Actual FY 19	Actual FY 20	Month of November	YTD Actual for FY 21	Budget FY 21	58% of budget
RE Property Tax	01-4-220-4010	1,023,473.06	1,022,263.58	29,788.54	1,018,529.54	1,021,132	100%
Grants	01-4-220-4150	6,465.97	18,000.00	0.00	500.00	0	0%
Miscellaneous Revenues	01-4-220-4900	15,181.83	30,471.65	1,473.48	5,609.20	25,000	22%
Expense Reimbursement	01-4-220-4940	723.41	0.00	0.00	0.00	0	0%
Sale of Assets	01-4-220-4950	0.00	0.00	0.00	0.00	0	0%
Total Fire Department Revenues		1,045,844.27	1,070,735.23	31,262.02	1,024,638.74	1,046,132	98%
Salaries - Regular - FT	01-5-220-5010	2,113,028.04	2,182,621.77	168,081.92	1,303,949.85	2,351,452	55%
Overtime	01-5-220-5040	164,132.42	136,846.08	18,049.16	78,298.93	140,000	56%
Fire Pension	01-5-220-5124	1,003,401.25	1,036,418.58	0.00	969,350.33	1,088,082	89%
Health Insurance	01-5-220-5130	497,102.45	501,143.78	40,692.57	281,339.40	595,102	47%
Dental Insurance	01-5-220-5131	21,475.39	22,802.26	2,945.96	13,145.24	32,000	41%
Unemployment Compensation	01-5-220-5136	0.00	0.00	0.00	0.00	0	0%
Uniform Allowance	01-5-220-5140	35,179.94	29,863.51	110.85	31,348.22	34,400	91%
Training	01-5-220-5152	25,591.17	12,084.22	986.41	7,244.80	20,000	36%
Fire Depart Personnel & Benefits Expenses		3,859,910.66	3,921,780.20	230,866.87	2,684,676.77	4,261,036	63%
Repair/Maint-Bldg	01-5-220-6010	16,496.91	50,548.36	5,019.03	35,598.62	40,000	89%
Repair/Maint-Equipment	01-5-220-6020	14,161.97	10,528.87	1,210.99	5,359.83	17,000	32%
Repair/Maint-Vehicles	01-5-220-6030	29,835.21	36,015.74	11,328.96	40,032.67	55,000	73%
Telephone/Utilities	01-5-220-6200	9,898.30	12,670.09	730.91	5,575.91	10,440	53%
Physical Exams	01-5-220-6810	775.00	758.28	0.00	366.08	2,500	15%
Fire Prevention	01-5-220-6822	8,658.69	10,882.27	1,061.70	1,773.27	12,000	15%
Emergency Med Supplies	01-5-220-6824	6,832.05	11,333.70	811.71	3,831.14	11,500	33%
Fire Department - Contractual Expenses		86,658.13	132,737.31	20,163.30	92,537.52	148,440	62%
Office Supplies	01-5-220-7020	11,513.87	8,184.19	1,249.92	8,323.80	15,300	54%
Gas & Oil	01-5-220-7030	19,560.59	18,649.42	1,314.31	6,794.14	20,000	34%
Operating Supplies	01-5-220-7040	8,167.34	9,249.97	494.72	5,108.22	10,000	51%
Miscellaneous Expense	01-5-220-7900	556.94	653.44	0.00	224.42	1,000	22%
Fire Department - Supplies Expenses		39,798.74	36,737.02	3,058.95	20,450.58	46,300	44%
Equipment	01-5-220-8200	30,052.31	25,895.72	2,504.39	21,194.91	25,000	85%
Total Fire Department Expenses		4,016,419.84	4,117,150.25	256,593.51	2,818,859.78	4,480,776	63%
NET - FIRE DEPARTMENT		(2,970,575.57)	(3,046,415.02)	(225,331.49)	(1,794,221.04)	(3,434,644)	52%
Police & Fire Commission Department							
Physical Exams	01-5-225-6810	5,306.86	5,448.25	2,893.60	3,608.70	16,500	22%
Other Contractual Services	01-5-225-6890	8,242.17	8,157.17	(1,787.35)	6,788.40	10,015	68%
NET - POLICE & FIRE COMMISSION		(13,549.03)	(13,605.42)	(1,106.25)	(10,397.10)	(26,515)	39%

Community Development	Account #	Actual FY 19	Actual FY 20	Month of November	YTD Actual for FY 21	Budget FY 21	58% of budget
Building Permits	01-4-230-4300	127,617.70	123,063.26	11,021.50	119,600.11	158,827	75%
Electric Permits	01-4-230-4310	10,156.00	10,819.69	1,074.80	6,600.97	16,000	41%
Electrician Certification Fees	01-4-230-4315	2,900.00	3,050.00	50.00	800.00	3,000	27%
Plumbing Permits	01-4-230-4320	7,132.50	1,019.08	365.00	520.00	5,000	10%
HVAC Permits	01-4-230-4330	3,035.00	2,426.32	710.00	3,918.53	3,035	129%
Plan Review Fees	01-4-230-4340	14,167.00	8,399.28	464.00	8,642.40	20,000	43%
Sidewalk/Lot Grading Fees	01-4-230-4350	677.50	1,667.50	325.00	5,270.00	3,000	176%
Insulation Permits	01-4-230-4360	767.50	555.00	160.00	430.00	800	54%
Fire Review Fees	01-4-230-4365			198.00	534.00		0%
Zoning Review Fee	01-4-230-4370	2,615.00	2,382.50	135.00	2,755.00	3,400	81%
Code Enforcement	01-4-230-4380	6,500.00	5,100.00	100.00	1,575.00	6,500	24%
Other Permits	01-4-230-4390	4,620.00	4,810.00	90.00	3,217.50	5,500	59%
Miscellaneous Revenues	01-4-230-4900	305.00	58.95	0.00	0.00	200	0%
Expense Reimbursement	01-4-230-4940	3,696.39	1,025.82	27.60	807.30	2,805	29%
Planning Fees	01-4-230-4950	17,425.00	3,762.50	850.00	2,750.00	10,897	25%
Planning Misc.	01-4-230-4955	3,140.00	7,340.50	394.80	12,701.55	900	1411%
Building Department - Revenues		204,754.59	175,480.40	15,965.70	170,122.36	239,864	71%
Salaries- Regular - FT	01-5-230-5010	244,444.80	238,062.20	18,088.98	145,761.86	266,350	55%
FICA	01-5-230-5079	17,964.90	18,682.88	1,383.80	11,150.74	20,376	55%
IMRF	01-5-230-5120	27,163.09	22,902.11	1,927.00	14,854.27	28,281	53%
Health Ins Expense	01-5-230-5130	85,458.67	64,424.18	5,099.99	36,600.10	74,770	49%
Dental Insurance	01-5-230-5131	3,608.00	3,633.60	665.60	1,862.40	4,000	47%
Unemployment	01-5-230-5136	0.00	0.00	0.00	0.00	0	0%
Training	01-5-230-5152	3,398.57	3,617.86	145.00	185.00	5,000	4%
Building Dept Personnel & Benefits Expense		382,038.03	351,322.83	27,310.37	210,414.37	398,777	53%
Repair/Maint - Equip	01-5-230-6020	7,339.11	5,970.33	236.89	2,123.51	6,100	35%
Repair/Maint - Vehicles	01-5-230-6030	489.59	114.64	0.00	0.00	1,000	0%
Other Professional Services	01-5-230-6190	46,519.84	31,195.97	1,625.00	22,005.00	47,000	47%
Telephone	01-5-230-6200	2,660.30	2,350.96	189.98	1,199.93	2,400	50%
Postage	01-5-230-6210	5,158.88	2,322.87	969.60	2,401.41	3,577	67%
Printing & Publishing	01-5-230-6220	3,334.70	2,065.60	0.00	1,177.00	2,743	43%
Other Contractual Services	01-5-230-6890	0.00	0.00	0.00	0.00	6,150	0%
Building Department - Contractual Expenses		65,502.42	44,020.37	3,021.47	28,906.85	68,970	42%
Office Supplies	01-5-230-7020	6,765.38	4,308.31	272.24	1,117.13	9,000	12%
Gas & Oil	01-5-230-7030	627.54	826.41	87.52	548.64	1,000	55%
Miscellaneous Expense	01-5-230-7900	199.42	1,429.00	0.00	12,422.07	750	1656%
Operating Transfer Out	01-5-230-9999	0.00	0.00	0.00	0.00	0	0%
Building Department - Supplies Expenses		7,592.34	6,563.72	359.76	14,087.84	10,750	131%
Total Building Department Expenses		455,132.79	401,906.92	30,691.60	253,409.06	478,497	53%
NET - BUILDING DEPARTMENT		(250,378.20)	(226,426.52)	(14,725.90)	(83,286.70)	(238,633)	35%
Civil Defense Department							
RE Tax - Civil Defense	01-4-240-4010	7,018.63	7,025.27	205.16	7,014.58	7,000	100%
Miscellaneous Revenues	01-4-240-4900	0.00	0.00	0.00	0.00	0	0%
Miscellaneous Expense	01-5-240-7900	5,265.00	8,794.00	0.00	0.00	7,000	0%
NET - CIVIL DEFENSE DEPARTMENT		1,753.63	(1,768.73)	205.16	7,014.58	0	#DIV/0!

Street Department	Account #	Actual FY 19	Actual FY 20	Month of November	YTD Actual for FY 21	Budget FY 21	58% of budget
RE Tax - Road & Bridge	01-4-310-4010	324,161.48	319,897.13	11,025.28	328,939.38	320,000	103%
Grants	01-4-310-4150	51,100.20	35,309.53	11,561.51	11,561.51	0	0%
Sidewalk/Driveway/Lot Grading	01-4-310-4350	2,524.00	0.00	0.00	0.00	0	#DIV/0!
Miscellaneous Revenues	01-4-310-4900	3,046.51	1,375.00	75.00	1,647.90	3,000	0%
Expense Reimbursement	01-4-310-4940	83,599.28	31,097.21	1,000.00	24,053.87	10,000	0%
Expense Reimbursement	01-5-310-4940	(39,605.40)	0.00	0.00	0.00	-	0%
Sale of Assets	01-4-310-4950	21,338.70	0.00	0.00	0.00	-	0%
Street Department - Revenues		446,164.77	387,678.87	23,661.79	366,202.66	333,000	110%
Salaries - Regular - FT	01-5-310-5010	583,118.92	660,525.39	51,304.18	364,404.41	694,500	52%
Overtime	01-5-310-5040	48,528.08	50,096.91	5,014.11	23,578.66	45,000	52%
Health Insurance	01-5-310-5130	148,531.47	189,913.60	14,219.00	117,335.00	201,096	58%
Uniform Allowance	01-5-310-5140	15,546.66	15,911.71	1,915.30	8,004.36	16,000	50%
Training	01-5-310-5152	150.00	267.40	0.00	125.00	1,500	8%
Street Dept - Personnel & Benefits Expenses		795,875.13	916,715.01	72,452.59	513,447.43	958,096	54%
Repair/Maint - Storm Drain	01-5-310-6001	34,852.73	27,402.98	1,215.00	27,614.64	30,000	92%
Repair/Maint - St/Parking Lot	01-5-310-6002	103,068.06	153,329.79	30,707.05	142,556.86	97,500	146%
Repair/Maint - Sidewalk/Curb	01-5-310-6003	40,493.85	65,458.33	(237.18)	40,993.98	40,000	102%
Repair/Maint - Building	01-5-310-6010	4,650.21	34,178.02	7.98	2,161.21	10,000	22%
Repair/Maint - Equipment	01-5-310-6020	108,432.84	117,906.20	16,623.67	54,089.76	110,000	49%
Repair/Maint - Traffic Signal	01-5-310-6024	73,972.81	29,222.52	448.27	16,226.65	30,000	54%
Telephone/Utilities	01-5-310-6200	7,781.33	10,360.46	731.52	5,351.68	8,000	67%
Leaf Clean-up/Removal	01-5-310-6826	912.00	11,476.50	615.60	615.60	12,000	5%
Street Department - Contractual Expenses		374,163.83	449,334.80	50,111.91	289,610.38	337,500	86%
Office Supplies	01-5-310-7020	2,836.57	3,493.18	69.88	5,988.09	6,000	100%
Gas & Oil	01-5-310-7030	79,669.29	54,960.72	4,439.37	29,277.36	75,000	39%
Operating Supplies	01-5-310-7040	28,398.03	25,081.56	850.92	12,324.47	30,000	41%
Miscellaneous Expense	01-5-310-7900	1,818.11	4,416.39	55,567.07	219,426.67	2,000	0%
Street Department - Supplies Expenses		112,722.00	87,951.85	60,927.24	267,016.59	113,000	236%
Equipment	01-5-310-8200	0.00	45,100.00	0.00	7,685.00	0	0%
Total Street Department Expenses		1,282,760.96	1,499,101.66	183,491.74	1,077,759.40	1,408,596	77%
NET - STREET DEPARTMENT		(836,596.19)	(1,111,422.79)	(159,829.95)	(711,556.74)	(1,075,596)	66%
Street Lighting							
RE Tax - Street Lighting	01-4-330-4010	210,494.34	210,229.60	6,126.08	209,462.73	210,000	100%
Expense Reimbursement	01-5-330-4940	0.00	0.00	0.00	0.00	0	0%
Repair/ Maint - Street Light	01-5-330-6022	18,840.36	14,679.97	0.00	0.00	30,000	0%
Street Lighting - electricity	01-5-330-6310	278,935.37	258,256.39	22,604.34	129,414.46	230,000	56%
NET - STREET LIGHTING		(87,281.39)	(62,706.76)	(16,478.26)	80,048.27	(50,000)	-160%

	Account #	Actual FY 19	Actual FY 20	Month of November	YTD Actual for FY 21	Budget FY 21	58% of budget
Landfill Department							
RE Tax - Refuse/Landfill	01-4-335-4010	50,124.61	50,065.13	1,459.47	49,902.37	50,000	100%
Miscellaneous Revenue	01-4-335-4900	0.00	0.00	0.00	0.00	0	0%
Miscellaneous Expenses	01-5-335-7900	52,605.91	53,019.65	0.00	28,619.60	54,000	53%
NET - GARBAGE DEPARTMENT		(2,481.30)	(2,954.52)	1,459.47	21,282.77	(4,000)	-532%
Forestry Department							
RE Tax - Forestry	01-4-340-4010	40,118.67	40,056.08	1,167.38	39,914.95	40,000	100%
Other Fees	01-4-340-4490	0.00	0.00	0.00	0.00	0	0%
Miscellaneous	01-4-340-4900	0.00	0.00	0.00	12,815.00	0	0%
Forestry Department Revenues		40,118.67	40,056.08	1,167.38	52,729.95	40,000	132%
Repair/ Maint - Other	01-5-340-6090	0.00	0.00	0.00	0.00	0	0%
Tree Removal or Purchase	01-5-340-6850	43,869.65	30,694.15	(2,576.00)	89,354.00	40,000	223%
Miscellaneous Expense	01-5-340-7900	0.00	0.00	0.00	0.00	-	0%
Forestry Department Expenses		43,869.65	30,694.15	(2,576.00)	89,354.00	40,000	223%
NET - FORESTRY DEPARTMENT		(3,750.98)	9,361.93	3,743.38	(36,624.05)	0	0%
Engineering Department							
Engineering	01-5-360-6140	8,652.64	24,055.56	550.00	3,314.76	27,000	12%
Subdivision Expense	01-5-360-6824	2,277.50	414.00	0.00	8,487.50	10,000	85%
Office Supplies	01-5-360-7020	6,181.27	5,398.67	121.36	6,216.41	7,600	82%
Gas & Oil	01-5-360-7030	0.00	0.00	0.00	0.00	-	0%
NET - ENGINEERING DEPARTMENT		(17,111.41)	(29,868.23)	(671.36)	(18,018.67)	(44,600)	40%
Health / Social Services							
Council on Aging	01-5-410-6830	23,000.00	23,000.00	0.00	0.00	23,000	0%
Demolition / Nuisance	01-5-410-6832	1,630.00	1,628.00	24,892.05	40,688.83	-	0%
NET - HEALTH / SOCIAL SERVICES		(24,630.00)	(24,628.00)	(24,892.05)	(40,688.83)	(23,000)	177%
Economic Development							
Planning Dept Services	01-5-610-6150	28,171.00	38,911.59	400.00	960.00	27,500	3%
Economic / Business	01-5-610-6840	73,000.00	84,945.00	5,000.00	61,500.00	91,000	68%
Tourism	01-5-610-6842	6,000.00	5,000.00	0.00	5,000.00	6,000	83%
Historic Preservation	01-5-610-6844	7,782.89	19,199.64	1,935.20	8,005.74	4,000	200%
NET - ECONOMIC DEVELOPMENT		(114,953.89)	(148,056.23)	(7,335.20)	(75,465.74)	(128,500)	59%
Buchanan Street Strolls							
Strolls Vendor Fee	01-4-615-4490	0.00	1,040.00	0.00	539.00	3,000	18%
Strolls Sponsors	01-4-615-4495	0.00	6,750.00	0.00	2,000.00	7,000	29%
Strolls Miscellaneous	01-4-615-4900	0.00	0.00	0.00	0.00	7,200	0%
STROLLS REVENUE		0.00	7,790.00	0.00	2,539.00	(17,200)	0%
Buchanan Strolls Entertainment	01-5-615-6190	0.00	0.00	0.00	12,379.00	13,500	92%
Buchanan Strolls Supplies	01-5-615-7900	0.00	0.00	0.00	2,253.44	5,750	39%
Buchanan Strolls Misc.	01-5-615-7900	0.00	0.00	0.00	4,404.86	3,000	147%
STROLLS EXPENSES		0.00	0.00	0.00	19,037.30	(22,250)	0%
NET - BUCHANAN STREET STROLLS		0.00	7,790.00	5,078.00	(16,498.30)	5,050	0%
Utility Tax Dept.							
Utility Tax - Electric	01-4-751-4131	1,416,157.49	1,290,603.64	100,128.04	694,776.91	1,391,504	50%
Utility Tax - Gas	01-4-751-4132	364,109.68	350,947.60	28,682.41	331,350.36	325,500	102%
Utility Tax - Telephone	01-4-751-4133	230,453.27	208,486.70	13,961.11	113,681.15	218,260	52%
Grants	01-4-751-4150	318,185.11	0.00	0.00	0.00	0	0%
Expense Reimbursement	01-4-751-4940	6,768.29	0.00	0.00	25,249.29	0	0%
Tripp Rd. Reconstruction	01-5-751-8056	563,641.56	58,411.36	0.00	0.00	0	0%
Southside Stormsewer Study	01-5-751-8058	24,289.75	0.00	0.00	0.00	0	0%
Bellwood Detention Basin	01-5-751-8060	35,002.50	0.00	0.00	6,444.67	0	0%
Poplar Grove/ Lawrenceville Int	01-5-751-8062	2,290.00	0.00	0.00	0.00	0	0%
		1,710,450.03	1,791,626.58	142,771.56	1,158,613.04	1,935,264	60%
TOTAL GENERAL FUND REVENUES		17,924,013.58	19,228,140.88	2,184,162.46	14,385,966.04	20,128,567	71%
TOTAL GENERAL FUND EXPENSES		17,411,787.39	18,509,684.96	1,881,399.30	11,412,981.29	20,123,028	57%
NET REV OVER (UNDER) EXP		512,226.19	718,455.92	302,763.16	2,972,984.75	5,540	

CASH FLOW STATEMENT FOR WATER / SEWER FUND as of November 30, 2020

Water / Sewer General Administration

Line Item	Account #	Actual FY 19	Actual FY 20	Month of November	Actual FY 21	Budget FY 21	58.33% used
Beginning Cash & Investments		75,606	75,606		75,632.00	75,632	
Interest Income-sweep acct	61-4-110-4600	0	26	0.00	0.00	0	
Miscellaneous Revenues	61-4-110-4900	0	473,115	0.00	0.00	0	
Operating Transfer Out	61-5-110-9999	0	473,115	0.00	0.00	0	
Ending Cash		75,606	75,632	0.00	75,632.00	75,632	

Water Department

Line Item	Account #	Actual FY 19	Actual FY 20	Month of November	Actual FY 21	Budget FY 21	58.33% used
Beginning Cash & Investments		430,423	546,350		264,901.10	539,400	
Water Consumption	61-4-810-4500	2,077,265	1,932,566	271,335.32	1,200,034.51	2,019,518	59%
Dep on Agr - Westhill	61-4-810-4521	2,111	4,240	0.00	0.00	0	0%
Meters Sold	61-4-810-4530	91,771	92,946	18,280.25	20,364.10	90,000	23%
Other Services	61-4-810-4590	5,559	4,810	397.50	1,895.00	6,500	29%
W/S Interest	61-4-810-4600	706	45	(1,110.70)	6.54	2,000	0%
Miscellaneous Revenues	61-4-810-4900	106	314	0.00	74,079.60	0	0%
Expense Reimbursement	61-4-810-4940	22,730	876	0.00	0.00	0	0%
Sale of Assets	61-4-810-4950	0	0	0.00	0.00	0	0%
Operating Transfers-In	61-4-810-9998	0	0	0.00	0.00	52,500	0%
Total Water Department Revenues		2,200,248	2,035,797	288,902.37	1,296,379.75	2,170,518	60%
Salaries - Regular - FT	61-5-810-5010	585,951	598,607	54,010.72	349,400.48	538,814	65%
Overtime	61-5-810-5040	39,362	43,751	1,656.50	11,813.51	35,000	34%
FICA Water	61-5-810-5079	52,123	52,560	3,133.79	25,690.01	43,897	59%
IMRF	61-5-810-5120	69,635	68,005	4,896.38	43,602.70	66,046	66%
Group Health Insurance	61-5-810-5130	176,383	192,718	14,695.50	111,690.50	175,160	64%
Uniform Allowance	61-5-810-5140	7,191	7,409	479.92	4,605.86	12,600	37%
Rep& Maint-Infrastructure	61-5-810-6000	130,980	106,456	1,139.97	42,064.29	74,000	57%
Rep& Maint - Buildings	61-5-810-6010	18,624	12,927	533.95	1,509.17	16,000	9%
Rep& Maint - Equipment	61-5-810-6020	54,621	41,405	3,453.14	16,200.34	33,000	49%
Rep& Maint - Vehicles	61-5-810-6030	38,809	16,166	301.49	5,855.97	20,000	29%
Rep& Maint - Contractual	61-5-810-6040	94,348	69,947	2,030.20	36,080.70	85,000	42%
Other Professional Serv	61-5-810-6190	15,504	4,255	1,195.00	1,721.46	64,500	3%
Telephone	61-5-810-6200	9,759	10,224	890.06	5,657.75	9,000	63%
Postage	61-5-810-6210	13,872	15,516	717.89	7,809.65	20,000	39%
Utilities	61-5-810-6300	256,770	223,094	19,493.80	116,139.36	250,000	46%
Office Equip Rental/Maint	61-5-810-6410	18,281	33,348	1,332.56	24,899.06	28,000	89%
Liability Insurance	61-5-810-6800	111,448	110,891	110,811.09	110,811.09	122,560	90%
Lab Expense	61-5-810-6812	42,859	25,244	1,589.80	8,770.10	36,000	24%
Office Supplies	61-5-810-7020	11,083	6,757	1,061.44	10,364.50	9,000	115%
Gas & Oil	61-5-810-7030	17,674	16,898	1,182.58	6,976.84	20,000	35%
Operating Supplies	61-5-810-7040	71,095	72,491	2,589.51	30,727.35	67,000	46%
Chemicals	61-5-810-7050	91,798	86,533	11,647.30	43,156.93	90,000	48%
Meters	61-5-810-7060	37,679	36,225	5,973.93	8,805.93	20,000	44%
Bad Debt Expense	61-5-810-7850	628	392	0.00	436.27	2,000	22%
Miscellaneous Expense	61-5-810-7900	3,893	1,742	400.72	469.48	7,000	7%
Equipment	61-5-810-8200	0	0	0.00	0.00	0	0%
Transfer Out	61-5-810-9999	0	0	0.00	0.00	0	0%
Depreciation Set Aside		324,215	334,000	28,666.66	200,666.62	344,000	58%
Bond Pmt Set Aside		10,000	0	0.00	0.00	0	0%
Total Water Department Expenses		2,304,585	2,187,560	273,883.90	1,225,925.92	2,188,577	56%
NET WATER DEPARTMENT		(104,337)	(151,763)	15,018.47	70,453.83	(18,059)	
Change in Accounts Receivable (YTD)		220,265	(129,686)		10,919.50		
Ending Cash & Investments		546,351	264,901	15,018.47	346,274.43	521,341	

CASH FLOW STATEMENT FOR WATER / SEWER FUND as of November 30, 2020

Sewer Department

Line Item	Account #	Actual FY 19	Actual FY 20	Month of November	Actual FY 21	Budget FY 21	58.33% used
Beginning Cash & Investments		797,981	812,379		649,934.07	494,995	
Grants	61-4-820-4150	0	5,990	0.00	8,606.59	0	0%
Sewer Consumption	61-4-820-4500	3,294,575	3,013,437	219,282.60	1,670,897.82	3,243,413	52%
Dep on Agr - Westhills	61-4-820-4521	1,018	2,160	0.00	0.00	0	0%
Meters Sold	61-4-820-4530	87,540	84,497	0.00	2,100.00	90,000	2%
Other Services	61-4-820-4590	32,054	44,127	4,518.71	39,050.42	35,000	112%
WWT Interest	61-4-820-4600	4,651	1,406	9.01	261.69	1,350	19%
Miscellaneous Revenues	61-4-820-4900	0	0	0.00	72,027.60	0	0%
Expense Reimbursement	61-4-820-4940	500	0	0.00	0.00	0	0%
Operating Transfers-In	61-4-820-9998	500,000	0	0.00	0.00	0	#DIV/0!
Total Sewer Department Revenues		3,920,338	3,151,617	223,810.32	1,792,944.12	3,369,763	53%
Salaries - Regular - FT	61-5-820-5010	588,653	602,766	55,627.14	356,890.14	641,517	56%
Overtime	61-5-820-5040	54,196	47,599	0.00	0.00	55,000	0%
FICA WWTP	61-5-820-5079	41,270	44,248	3,483.92	25,996.88	53,284	49%
IMRF	61-5-820-5120	71,163	68,285	5,544.01	43,864.38	80,169	55%
Group Health Insurance	61-5-820-5130	170,310	179,897	16,737.30	105,237.10	204,305	52%
Dental Claims	61-5-820-5131	0	0	0.00	0.00	0	0%
Uniform Allowance	61-5-820-5140	24,464	25,236	7,354.85	44,402.79	20,000	222%
Travel	61-5-820-5151	0	0	0.00	0.00	0	0%
Rep & Maint - Lift Stations	61-5-820-6005	9,436	12,977	3,575.65	19,867.02	20,000	99%
Rep & Maint - Buildings	61-5-820-6010	139,929	101,006	3,322.12	46,832.52	123,000	38%
Rep & Maint - Equipment	61-5-820-6020	68,194	87,819	33.80	16,104.37	0	0%
Rep & Maint - Vehicles	61-5-820-6030	22,635	10,887	3,829.72	8,965.88	26,000	34%
Rep & Maint - Contractual	61-5-820-6040	21,309	63,706	0.00	83,984.37	100,000	84%
Other Professional Serv	61-5-820-6190	113,726	89,797	5,113.15	51,951.03	73,500	71%
Telephone	61-5-820-6200	8,858	9,290	620.79	4,603.84	11,000	42%
Postage	61-5-820-6210	13,543	15,516	717.89	7,809.64	18,000	43%
Utilities	61-5-820-6300	234,644	212,106	16,565.86	90,471.85	210,000	43%
Office Equip Rental/Maint	61-5-820-6410	3,455	3,901	161.46	4,994.52	6,000	83%
Liability Insurance	61-5-820-6800	132,345	131,683	131,683.17	131,683.17	145,580	90%
Lab Expense	61-5-820-6812	51,658	45,528	3,380.89	28,254.54	40,000	71%
Sludge Disposal	61-5-820-6814	9,200	9,386	689.08	7,703.18	10,000	77%
Office Supplies	61-5-820-7020	8,648	10,772	1,175.90	8,842.64	8,000	111%
Gas & Oil	61-5-820-7030	11,108	16,528	572.98	6,495.49	30,000	22%
Operating Supplies	61-5-820-7040	18,595	23,793	391.71	4,431.07	20,000	22%
Chemicals	61-5-820-7050	35,484	48,730	4,471.20	28,488.40	45,000	63%
Meters	61-5-820-7060	34,243	31,475	5,973.93	8,805.93	20,000	44%
Bad Debt Expense	61-5-820-7850	746	516	0.00	445.81	3,500	13%
Miscellaneous Expenses	61-5-820-7900	3,435	3,026	650.51	859.25	5,000	17%
Equipment	61-5-820-8200	0	0	0.00	1,000.00	0	0%
Operating Transfer Out	61-5-820-9999	500,000	0	0.00	0.00	0	#DIV/0!
Depreciation Set Aside		481,000	500,000	42,500.00	297,500.00	510,000	58%
Bond Pmt Set Aside		180,000	145,000	10,250.00	71,750.00	123,000	58%
		3,052,247	2,541,474	324,427.03	1,508,235.81	2,601,855	58%
Sewer Department							
Collection System Expenses							
Salaries - Regular - FT	61-5-830-5010	295,079	296,617	27,888.97	186,323.05	384,757	48%
Overtime	61-5-830-5040	30,999	32,740	0.00	0.00	30,000	0%
FICA Sewer	61-5-830-5079	24,945	26,303	2,450.77	15,764.09	31,729	50%
IMRF	61-5-830-5120	37,494	36,396	3,626.55	24,773.42	47,739	52%
Group Health Insurance	61-5-830-5130	84,285	97,241	11,030.20	63,162.40	115,500	55%
Uniform Allowance	61-5-830-5140	4,830	5,395	4,853.15	21,892.41	6,600	332%
Rep & Maint - Infrastructure	61-5-830-6000	26,495	43,742	0.00	14,456.30	40,000	36%
Rep & Maint - Equipment	61-5-830-6020	7,759	12,601	0.00	205.05	12,000	2%
Rep & Maint - Vehicles	61-5-830-6030	18,461	10,645	64.26	4,158.91	20,000	21%
Office Equip Rent/Maint	61-5-830-6410	14,893	28,347	1,171.11	17,608.27	30,000	59%
Gas & Oil	61-5-830-7030	8,341	8,181	611.77	2,616.79	10,000	26%
Operating Supplies	61-5-830-7040	19,903	25,387	750.88	12,361.50	20,000	62%

Sewer Department

	Account #	Actual FY 19	Actual FY 20	Month of November	Actual FY 21	Budget FY 21	58.33% used
Misc. Expense	61-5-830-7900	470	517	363.75	513.04	3,000	17%
Equipment	61-5-830-8200	0	0	0.00	0.00	0	0%
Total Sewer Department Expenses		3,626,201	3,165,588	377,238.44	1,872,071.04	3,353,180	56%
NET SEWER DEPARTMENT		294,137	(13,970)	(153,428.12)	(79,126.92)	16,583	
Change in Accounts Receivable		220,265.37	(148,474.85)		10,907.04	0	
Ending Cash & Investments		812,383	649,934		581,714.19	511,578	

Bond Reserves (necessary per bond ordinances) - was 06-15

Beginning Cash & Investments	591,698	246,600		32,842.31	26,000	
Additional reserves	0	0	0	0	0	0%
Interest Income	4,902	6,243	116.60	6,275.83	0	0%
Transfer Out: Bond Payment	350,000	220,000	0.00	0.00	0	0%
Ending Cash & Investments	246,600	32,843		39,118.14	26,000	

Connection Fees (plant expansion) / Deposits on Agreement (system extensions) Accounting - was 05-10

Beginning Cash & Investments	2,645,840	3,232,469		2,924,182.72	3,828,969		
Sources							
Interest Income	43,648	55,596	1,038.27	55,884.81	40,000	140%	
Connection Fees	61-4-810-4510	15,134	19,592	0.00	7,948.00	20,000	40%
Deposits on Agreement	61-4-810-4520	768	305,101	0.00	165.00	2,500	7%
Connection Fees	61-4-820-4510	27,437	39,876	0.00	22,050.00	24,000	92%
Deposits on Agreement	61-4-820-4520	1,642	230,608	0.00	8,326.00	2,500	333%
Connection Fee Set-Aside		500,000	0	0.00	0.00	500,000	0%
TOTAL Sources	588,629	650,772	1,038.27	94,373.81	589,000	16%	
Uses							
Construction in Progress - Water (1790)	0	0	0.00	0.00	0	0%	
Construction in Progress - Sewer (1790)	0	959,058	0.00	347,019.15	0	0%	
Equipment & Vehicles (1750)	0	0	0.00	0.00	0	0%	
Recapture Refunds	0	0	0.00	0.00	0	0%	
Land (1710)	2,000	0	0.00	0.00	0	0%	
Loan to Depreciation Fund	0	0	0.00	0.00	0	0%	
TOTAL Uses	2,000	959,058	0.00	347,019.15	0	0%	
Ending Cash & Investments	3,232,469	2,924,183		2,671,537.38	4,417,969		

Line Item	Account #	Actual FY 19	Actual FY 20	Month of November	Actual FY 21	Budget FY 21	58.33% used
Depreciation Funding - was 04-09 and 06-08							
Beginning Cash & Investments		2,565,727	1,324,272		1,291,268.25	1,690,772	
Sources							
Interest Income		35,282	44,938	839.24	45,172.21	34,000	133%
Loan Funds		0	0	0.00	0.00	0	0%
Grant		0	0	0.00	0.00	0	0%
Misc.		0	0	55,895.29	55,895.29	52,500	0%
Depreciation set aside - Water (for Plant)		324,215	334,000	28,666.66	200,666.62	344,000	58%
Depreciation set aside - Water (for System)		0	0	0.00	0.00	0	0%
Depreciation set aside - Sewer (for System)		981,000	500,000	42,500.00	297,500.00	510,000	58%
Depreciation set aside - Sewer (for Repl)		0	0	0.00	0.00	0	0%
Loan From Connection Fees		0	0	0.00	0.00	0	0%
TOTAL Sources		1,340,497	878,938	127,901.19	599,234.12	940,500	64%
Uses							
Construction in Progress - Water (1790)		416,014	129,372	4,871.46	107,132.31	440,000	0%
Construction in Progress - Sewer (1790)		1,089,005	354,273	41,033.20	350,297.86	0	#DIV/0!
Equipment & Vehicles (1750 & 1760))		103,817	428,297	0.00	59,510.48	40,000	149%
Buildings		0	0	0.00	0.00	0	0%
Transfer Out - Connection Fees Loan Payrr		500,000	0	0.00	0.00	500,000	0%
Transfer Out- City Hall Roof		473,115	0	0.00	0.00	0	0%
TOTAL Uses		2,581,951	911,943	45,904.66	516,940.65	980,000	53%
Ending Cash & Investments		1,324,272	1,291,268		1,373,561.72	1,651,272.00	

Bond Payments Accounting - was 06-10 and 06-13

Beginning Cash & Investments		130,895	138,246		120,824.04	119,256	
Sources							
Interest Income		5,943	7,570	141.37	7,609.17	5,000	152%
Bond Proceeds	61-4-110-4901	0	0	0.00	0.00	0	0%
Operating Transfers-In	61-4-110-9998	0	0	0.00	0.00	0	0%
Bond Pmt Set Aside		540,000	365,000	10,250.00	71,750.00	123,000	58%
TOTAL Sources		545,943	372,570	10,391.37	79,359.17	128,000	62%
Uses							
Debt Service - Principal	61-5-110-8910	503,618	364,917	0.00	106,232.83	106,233	100%
Interest Expense	61-5-110-8920	34,974	25,074	0.00	17,518.83	17,519	100%
Fiscal Charges	61-5-110-8930	0	0	0.00	0.00	0	0%
Bond Issuance Costs	61-5-110-9031	0	0	0.00	0.00	0	0%
TOTAL Uses		538,592	389,992	0.00	123,751.66	123,752	100%
Ending Cash & Investments		138,246	120,824		76,431.55	123,504.00	

MONTHLY FINANCIAL REPORT

Activity for the month of:					November 2020			
FUND	FUND #	Beginning Cash Balance	Receipts (Cash In)	Expenditures (Cash Out)	Month's Due to or Due From Activity	Ending Cash Balance	Outstanding Interfund Loans + Borrowings -	Ending Fund Balance
General	01	14,393,193.75	2,087,268.48	1,352,362.05		15,128,100.18	877.43	15,128,977.61
Forestry	01	(363,851.25)	0.00	0.00		(363,851.25)		(363,851.25)
Landfill	01	(9,560.35)	0.00	0.00		(9,560.35)		(9,560.35)
I M R F / Soc Sec	01	85,430.81	72,176.27	47,850.61		109,756.47		109,756.47
Community Dev Fund	01	(1,425,025.31)	15,965.70	30,691.60		(1,439,751.21)		(1,439,751.21)
Liability Insurance	01	(1,253,210.14)	8,752.01	450,495.04		(1,694,953.17)		(1,694,953.17)
General Fund	01	11,426,977.51	2,184,162.46	1,881,399.30	0.00	11,729,740.67	877.43	11,730,618.10
Motor Fuel Tax	10	891,139.93	128,621.69	3,500.00		1,016,261.62		1,016,261.62
Kishwaukee TIF	13	29,843.02	397.90	0.00		30,240.92	(877.43)	29,363.49
Kishwaukee 2 TIF	15	4,914.77	0.00	0.00		4,914.77		4,914.77
Special Service Area 2	16	17,000.34	486.41	1,084.14	0.00	16,402.61		16,402.61
Special Service Area 3	17	(441.14)	160.97	337.12	0.00	(617.29)		(617.29)
Capital Projects - general								
Public Improvement	41	760,842.57	1,168.55	259,413.95	0.00	502,597.17		502,597.17
Capital Fund (752)	41	547,903.24	253,038.00	202,583.00	0.00	598,358.24		598,358.24
State Street Bridge	41	56,117.81	0.00	0.00		56,117.81		56,117.81
Capital Projects	41	1,364,863.62	254,206.55	461,996.95	0.00	1,157,073.22	0.00	1,157,073.22
W/S General Admin	61	75,633.08	0.00	0.00		75,633.08		75,633.08
Water - operations	61	318,344.74	288,902.37	273,883.90	12,911.22	346,274.43		346,274.43
W / S - bond proceeds	61	0.00	0.00	0.00		0.00		0.00
W / S - bond payments	61	66,039.84	10,391.37	0.00		76,431.21		76,431.21
W / S - bond reserves	61	39,001.54	116.60	0.00		39,118.14		39,118.14
Sewer - operations	61	722,231.09	223,810.32	377,238.44	12,911.22	581,714.19		581,714.19
W/S Cap Imprv (Depr) 04-09	61	909,166.57	28,767.45	4,871.46		933,062.56		933,062.56
W/S Connection/Agr Fees 05-10	61	2,670,499.11	1,038.27	0.00		2,671,537.38		2,671,537.38
Sewer Plant Equip Repl 06-08	61	382,398.62	99,133.74	41,033.20		440,499.16		440,499.16
Water / Sewer Fund	61	5,183,314.59	652,160.12	697,027.00	25,822.44	5,164,270.15	0.00	5,164,270.15
Escrow	91	539,103.38	7,033.14	0.00		546,136.52		546,136.52
TOTAL		19,456,716.02	3,227,229.24	3,045,344.51	25,822.44	19,664,423.19	0.00	19,664,423.19

FUND	FUND #	Checking	Money Market	C D's	Trust Acct	Ending Cash Balance	Due From + Due To - Other Funds	Ending Fund Balance
General Fund	01	2,280,089.05	2,521,933.69	6,927,717.93		11,729,740.67	877.43	11,730,618.10
Motor Fuel Tax	10	90,125.91	426,135.71	500,000.00		1,016,261.62		1,016,261.62
Kishwaukee TIF	13	30,240.92	0.00			30,240.92	(877.43)	29,363.49
Kishwaukee 2 TIF	15	4,914.77	0.00			4,914.77		4,914.77
Sp Srv Areas #2-Farmington	16	16,402.61	0.00			16,402.61		16,402.61
Sp Srv Areas #3-Farmington	17	(617.29)	0.00			(617.29)		(617.29)
Capital Projects	41	35,071.37	1,122,001.85	0.00		1,157,073.22		1,157,073.22
Water / Sewer Fund	61	1,752,081.87	557,965.92	2,854,222.36		5,164,270.15		5,164,270.15
Escrow	91	57,038.78	489,097.74	0.00		546,136.52		546,136.52
TOTAL		4,265,347.99	5,117,134.91	10,281,940.29	0.00	19,664,423.19	0.00	19,664,423.19
Fire Department - 2% Fund	19	5,116.91	54,588.41			59,705.32		59,705.32
Drug Operations		48,347.81				48,347.81		48,347.81
State Asset Forfeiture		77,238.06				77,238.06		77,238.06
Federal Forfeiture		160,049.77				160,049.77		160,049.77
Auction		47,083.82				47,083.82		47,083.82
Metro Narcotics		18,996.34				18,996.34		18,996.34
Metro Narcotics OAF		870.00				870.00		870.00
Belvidere OAF		508.50				508.50		508.50
TOTAL POLICE FUNDS as of Oct 2020		353,094.30				353,094.30		353,094.30

**CITY OF BELVIDERE
PLANNING AND ZONING COMMISSION
Minutes
Tuesday December 8, 2020
City Council Chambers
401 Whitney Boulevard
6:00 pm**

ROLL CALL

Members Present:

Carl Gnewuch, Chair
Natalie Mulhall, VCHM
Paul Engelman
Andrew Racz
Art Hyland
Alissa Maher
Robert Cantrell

Staff Present:

Gina DelRose, Community Development Planner
Cathy Crawford, Administrative Assistant
Mike Drella, City Attorney

The meeting was called to order at 6:00 p.m.

MINUTES: It was moved and seconded (Mulhall/Cantrell) to approve the minutes of the November 10, 2020 meeting. The motion carried with a 7-0 voice vote.

PUBLIC COMMENT: None

UNFINISHED BUSINESS: None

NEW BUSINESS:

2020-10; Caldwell, 120 Buchanan Street: Application of property owner, Russell Caldwell, 8642 US Highway 20, Garden Prairie, IL 61038 for a special use to permit indoor commercial entertainment. Specifically, video gaming at 120 Buchanan Street, Belvidere, IL (Belvidere Zoning Ordinance Sections 150.105(C)(6)(B)(2) Indoor Commercial Entertainment and 150.904 Special Uses Review and Approval Procedures) in the CB, Central Business District on approximately 1,200 square feet.

The public hearing opened at 6:01 p.m.

Gina DelRose was sworn in. Ms. DelRose stated that certified mailings went out to surrounding property owners on November 17, 2020 and the case was published in the Boone County Journal on November 20, 2020. Ms. DelRose summarized the staff report dated December 2, 2020.

Ms. DelRose stated the Firebox Restaurant and Pizzeria opened in 2019, composed of two buildings and a shared outdoor patio. The applicant is requesting to remove the tables on the west side of the restaurant and install video gaming machines to be monitored by his staff. Due to the Covid-19 mitigation efforts, restaurants and bars

have seen multiple restrictions placed on them such as limited hours of operation, capacity and types of services allowed. These limitations have greatly impacted the ability for some businesses to prosper. The applicant is requesting video gaming in hopes of creating another revenue source to help offset the declining sales his establishments have suffered. The State has allowed restaurants and bars to remain open so that their video gaming machines could still be operational. This gives businesses with video gaming machines an advantage over others.

There is no on-site parking but Buchanan Street and Whitney Boulevard provide limited on-street parking for patrons in addition to three municipal parking lots within 300 feet of the subject property. Due to existing lot sizes, age and layout of the existing buildings and the intention to be pedestrian-friendly, on-site parking is not required in the Central Business District.

The addition of video gaming machines will not be noticeable from the outside (except for possible signage) and is not anticipated to negatively impact these land uses. Operating businesses, instead of vacant storefronts, is beneficial to all adjacent properties.

The planning staff is not aware of any businesses that chose not to locate or expand in the downtown area due to the other bars and similar establishments. The staff does not anticipate this special use will deter development when previous businesses have not.

The applicant intends for his expansion into video gaming to be an addition to his existing business, not a stand-alone video gaming parlor. A wider demographic of people can thus be served in the downtown area. The planning staff recommends approval of the special use, subject to the following condition:

1. Open alcohol is prohibited outside the premises unless otherwise permitted.

The Chairman asked if there were questions for the staff.

Paul Engelman asked for clarification of the special use request versus the State license and municipal requirements.

Gina DelRose stated the special use for indoor commercial entertainment covers video gaming as well as a variety of other uses. The State-required license and City of Belvidere stickers allow for the use of the video gaming machines specifically. The City has placed a limit of 30 gaming licenses. The special use now before the commission is the 36th such special use. The granting of the special use does not guarantee the granting of State licenses or gaming stickers. There is no limit placed on the number of special uses allowed for indoor commercial entertainment and such a special use is required as a first step to acquiring the license and stickers.

Gina DelRose stated that the City is considering raising the limit on video gaming licenses to 40, from 30; staff would anticipate a number of special use applications for indoor commercial entertainment to follow such a decision.

Paul Engelman asked if the granting of such a special use allows the use in perpetuity.

Gina DelRose stated that if a special use is abandoned for twelve months, the special use becomes null and void, unless a request for an extension is made.

Robert Cantrell asked for a timeline for the possible raising of the video gaming license limit from 30 to 40.

Gina DelRose stated that a second reading of the request will occur at the City Council meeting on December 21st.

Paul Engelman asked if the City Council is considering raising the number of licenses for the Covid-19 period only.

City attorney Mike Drella stated the case is not tied to the Covid-19 crisis; once a license has been awarded to someone, it is not possible to rescind it.

Natalie Mulhall asked if there is a difference, in terms of the special use permit, between stand-alone video gaming establishments and those operated as accessory uses to another establishment.

Gina DelRose stated there is not; some municipalities do differentiate between the two but not Belvidere.

Natalie Mulhall asked if there is a way for Belvidere to differentiate the two.

Gina DelRose said there are many gray areas that are difficult to enforce in differentiating between stand-alone gaming parlors and accessory uses, including the serving of food or not.

Mike Drella stated that some municipalities differentiate between stand-alone parlors versus accessory uses by tying the difference to the percentage of alcohol sales versus food sales but that Belvidere is not large enough to differentiate in that way.

Carl Gnewuch asked if the choice of 30 allowable video gaming licenses was an arbitrary number chosen, or if it was based on any standards in place.

Gina DelRose indicated the number was based on the existing 25 licenses and allowed for a small amount of growth.

The Chair asked the applicant to step forward.

Russell Caldwell was sworn in. Mr. Caldwell stated he is the owner of The Shortline, Firebox and Sips and Sprinkles Restaurants. Mr. Caldwell said he had never desired gaming machines previously, choosing to use available space for more tables. Mr. Caldwell said the revenue from video gaming can off-set the losses suffered during the current crisis. He said his was not a business to operate large-scale promotions to add revenue; he stated his businesses have all stayed open during the crisis and no one has been laid off as a result.

Chairman Gnewuch invited questions from the commissioners. The Chair asked Mr. Caldwell what it has been like operating his businesses during the Covid-19 crisis.

Russell Caldwell said he has not laid anyone off and is operating the same hours even though the Firebox has seen a downturn in business. Mr. Caldwell said he does not wish to change the nature of the business, which is a restaurant. The presence of the machines would be for his patrons.

The public hearing closed at 6:18 p.m.

It was moved and seconded (Maher/Cantrell) to accept the Findings of Fact as presented in the staff report. The motion carried with a 7-0 roll call vote.

It was moved and seconded (Cantrell/Hyland) to recommend approval of case 2020-10 subject to the condition as presented. The motion carried with a 7-0 roll call vote.

OTHER BUSINESS: None

DISCUSSION: None

Staff Report:

Gina DelRose stated that as discussed, the video gaming licenses are before the City Council. The next meeting will include a case for a variance.

ADJOURNMENT:

The meeting adjourned at 6:30 p.m.

Recorded by:

Reviewed by:

Cathy Crawford
Administrative Assistant

Gina DelRose
Community Development Planner

Minutes
Committee of the Whole
Building, Planning, Zoning and Public Works
December 14, 2020 6:00 p.m.

Call to Order – Mayor Mike Chamberlain

Aldermen Present: D. Arevalo, R. Brereton (by teleconference), M. Fleury, W. Frank, M. McGee (by teleconference), T. Porter, T. Ratcliffe (by teleconference), D. Snow (by teleconference), C. Stevens.

Alderman Absent: M. Freeman.

Director of Buildings Kip Countryman, Community Development Planner Gina DelRose, Police Chief Shane Woody, Budget and Finance Director Becky Tobin, Public Works Director Brent Anderson, City Attorney Mike Drella and City Clerk Sarah Turnipseed.

Public Comment: Sandra Grant, Buchanan Street Pub, spoke as a proponent on Temporarily Abating Abandonment of Liquor Licenses and Video Gaming Licenses.

Andy Racz, spoke as a proponent on increasing the Tax Levy for the Ida Public Library.

Public Forum: None.

Reports of Officers, Boards and Special Committees:

1. Building, Planning & Zoning, Unfinished Business: None.
2. Building, Planning & Zoning, New Business:
 - (A) Planning & Zoning Department - Update.

Community Development Planner Gina DelRose presented an update on the Planning & Zoning Department.

(B) Intensive Survey (Courthouse Square Area Phase III).

Motion by Ald. Porter, 2nd by Ald. Fleury to approve the Courthouse Square Area III Intensive Survey. Discussion took place. Roll Call Vote: 9/0 in favor. Ayes: Arevalo, Brereton, Fleury, Frank, McGee, Porter, Ratcliffe, Snow and Stevens. Nays: None. Motion carried.

(C) Building Department – Update.

Director of Buildings Kip Countryman presented an update on the Building Department.

3. Public Works, Unfinished Business:

(A) Stormwater Utility Implementation Phasing.

Tabled August 10, 2020.

4. Public Works, New Business:

(A) Public Works – Update.

Public Works Director Brent Anderson presented an update on the Public Works Department.

5. Other:

(A) Intergovernmental Agreement for Geographic Information System (GIS) Services.

Motion by Ald. Arevalo, 2nd by Ald. Porter, to approve the Intergovernmental Agreement for Geographic Information System (GIS) Services. Discussion took place. Roll Call Vote: 9/0 in favor. Ayes: Brereton, Fleury, Frank, McGee, Porter, Ratcliffe, Snow, Stevens and Arevalo. Nays: None. Motion carried.

(B) Ordinance Authorizing the Transfer of Abandoned Properties to the Northern Illinois Land Bank Authority.

Motion by Ald. Snow, 2nd by Ald. Stevens to approve forwarding to City Council an Ordinance Authorizing the Transfer of Abandoned Properties to the Northern Illinois Land Bank Authority. Discussion took place. Roll Call Vote: 9/0 in favor. Ayes: Fleury, Frank, McGee, Porter, Ratcliffe, Snow, Stevens, Arevalo and Brereton. Nays: None. Motion carried.

(C) Ordinance Temporarily Abating Abandonment of Liquor Licenses and Video Gaming Licenses within the City of Belvidere.

Motion by Ald. Porter, 2nd by Ald. Fleury to approve forwarding to City Council an Ordinance Temporarily Abating Abandonment of Liquor Licenses and Video Gaming Licenses with the City of Belvidere. Discussion took place. Roll Call Vote: 9/0 in favor. Ayes: Frank, McGee, Porter, Ratcliffe, Snow, Stevens, Arevalo, Brereton, and Fleury. Nays: None. Motion carried.

(D) Police – Body Worn Camera Agreement and Purchase Request.

Motion by Ald. Snow, 2nd by Ald. Porter to authorize the Belvidere Police Department to enter into an agreement with CDS Technologies for \$109,247.00 for body worn cameras and approve an expenditure of \$59, 247.00 for the remainder of the agreement cost to be divided up between the Belvidere Police Department Auction Account (\$45,000) and Drug Operations Account (\$14,247.00). Discussion took place. Roll Call Vote: 9/0 in favor. Ayes: McGee, Porter, Ratcliffe, Snow, Stevens, Arevalo, Brereton, Fleury and Frank. Nays: None. Motion carried.

(E) Police- Feed the Need Donations.

Motion by Frank, 2nd by Ald. Porter to accept the donations from Cosmopolitan Club, Casey’s General Store, and Roberta Eicksteadt to the Belvidere Police Department totaling \$1,350.00 for Feed the Need Food Drive. Discussion took place. Roll Call Vote: 9/0 in favor. Porter, Ratcliffe, Snow, Stevens, Arevalo, Brereton, Fleury, Frank and McGee. Nays: None. Motion carried.

6. Adjournment:

Motion by Ald. Porter, 2nd by Ald. Arevalo to adjourn meeting at 6:56p.m. Aye voice vote carried. Motion carried.

_____ Mayor

Attest: _____ City Clerk

Ordinance No. 511H

TAX LEVY ORDINANCE

An ordinance levying taxes for all corporate purposes for the City of Belvidere, Boone County, Illinois for the fiscal year beginning May 1, 2020 and ending April 30, 2021.

Whereas, the City of Belvidere is a home rule unit of government under subsection (a) of Section 6 of Article VII of the Illinois Constitution of 1970; and
Whereas, the Corporate Authorities of the City of Belvidere find that the economic conditions currently faced by City residents makes it imprudent to increase the tax levy for the Board of Library Trustees of the City of Belvidere.

BE IT ORDAINED by the Mayor and the City Council of the City of Belvidere, Boone County, Illinois:

Section 1: That a tax for the following sums of money, or as much thereof as may be authorized by law to defray all expenses and liabilities of the City of Belvidere, be and the same is hereby levied for the purposes specified against all taxable property in the City of Belvidere for the year 2021.

Section 2: That Attachment "A" to this ordinance shall be considered as part of this ordinance as if entirely written within this ordinance and the attachment contains the amount levied for each object or purpose under the heading "Amounts to be Raised by Tax Levy".

Section 3: The following is a summary of the total taxes to be levied:

<u>Levy Description</u>		<u>Amount</u>
Corporate Purpose	(65 ILCS 5/8-3-1)	1,694,385
Fire Protection	(65 ILCS 5/11-7-1)	20,000
Police Protection	(65 ILCS 5/11-1-3)	20,000
Audit	(65 ILCS 5/8-8-8)	20,000
Special Road & Bridge	(65 ILCS 5/11-81-1 & 2)	60,000
Street Lighting	(65 ILCS 5/11-80-5)	210,000
Public Benefit	(65 ILCS 5/9-2-39 & 49)	40,000
Pension (IMRF)	(40 ILCS 5/7-171)	65,000
Pension (Firefighters)	(40 ILCS 5/4-118)	1,001,132
Pension (Police)	(40 ILCS 5/3-125)	1,181,417
Refuse (Landfill/Recycling)	(65 ILCS 5/11-19-4)	50,000
Liability Insurance	(745 ILCS 10/9-107)	300,000
Tort	(745 ILCS 10/9-107)	75,000
Emergency Service & Disaster	(65 ILCS 5/8-3-16)	7,000
FICA & Medicare	(65 ILCS 5/21-110)	200,000
Forestry	(65 ILCS 5/11-73-1)	40,000
TOTAL for City		<u>4,983,934</u>
Library	(75 ILCS 5/3-1 & 4)	<u>726,224</u>
TOTAL LEVY		<u>5,710,158</u>

Section 4: The foregoing recitals are incorporated herein by this reference. For purposes of this tax levy ordinance, section 3-5 of the Illinois Local Library Act (75 ILCS 5/3-5) shall not apply to the City of Belvidere and this tax levy ordinance and it specifically abrogated. This ordinance is adopted pursuant to the City's Home Rule powers.

Section 5: The City Clerk shall make and file with the County Clerk of Boone County, a duly certified copy of this ordinance and that the amount levied by the attachment to this ordinance is required by the City of Belvidere and extended upon the appropriate tax books for the fiscal year of the City of Belvidere beginning May 1, 2020, and ending April 30, 2021.

Section 6: If any section, subdivision, sentence, clause, or part of the attachment to this ordinance is for any reason held invalid or unconstitutional, such decision shall not affect the validity of the remaining portions of this ordinance.

Section 7: This ordinance shall be in full force and effect immediately upon its passage and approval as provided by law.

Passed by the Council of the City of Belvidere, Illinois, at a regular meeting thereof held on the ____ day of _____, 2020, and approved by me as Mayor on the same day.

AYES: _____

NAYS: _____

Michael W. Chamberlain, Mayor

ATTEST: _____
Sarah Turnipseed, City Clerk

Attachment A (Levy Ordinance # 511H)

	Account #	Budget FY 21	Amounts to be received from other sources	Amounts to be Raised by Tax Levy
Salaries - Elected Officials	01-5-110-5000	215,889		
Salaries - Regular - FT	01-5-110-5010	240,828		75,000
Group Health Insurance	01-5-110-5130	529,174		350,000
Health Ins Claims Paid	01-5-110-5131	35,000		
Group Life Insurance	01-5-110-5132	1,512		
Health Insurance Reimbursement	01-4-110-4540	(139,504)		
Meeting & Conferences	01-5-110-5154	14,430		
Subscriptions/Ed Materials	01-5-110-5156	700		
Gen Admin Personnel & Benefit Expenses		898,029	473,029	425,000
Repairs/Maint - Bldgs	01-5-110-6010	26,060		
Repairs/Maint - Equip	01-5-110-6020	5,500		
Legal	01-5-110-6110	15,100		10,000
Other Professional Services	01-5-110-6190	78,000		
Telephone	01-5-110-6200	45,660		0
Codification	01-5-110-6225	5,000		
Other Communications	01-5-110-6290	2,700		
Gen Admin Contractual Expenses		178,020	168,020	10,000
Office Supplies	01-5-110-7020	84,800		
Gas and Oil	01-5-110-7030	206,400		
Other Supplies	01-5-110-7800	6,800		
Gen Admin Supplies Expenses		298,000	298,000	0
Miscellaneous Expense	01-5-110-7900	83,830	83,830	
Operating Transfers Out	01-5-110-9999	2,248,332	2,248,332	
		2,332,162	2,332,162	0
Total General Administration Expenses		3,706,211	3,271,211	435,000
General Fund - Audit Department				
Accounting & Auditing	01-5-130-6100	37,500		20,000
TOTAL - AUDIT DEPARTMENT		37,500	17,500	20,000
General Fund - IMRF Department				
IMRF Premium Expense	01-5-140-5120	177,268		65,000
TOTAL - IMRF DEPARTMENT		177,268	112,268	65,000
General Fund - Social Security Department				
FICA Expense	01-5-150-5110	239,885		200,000
Medicare Expense	01-5-150-5112	151,328		
TOTAL - SOCIAL SECURITY DEPT		391,213	191,213	200,000
General Fund - Liability Insurance Dept				
Insurance Premium	01-5-160-6800	480,375		300,000
TOTAL - LIABILITY INSURANCE DEPT		480,375	180,375	300,000

Police Department	Account #	Budget FY 21	Amounts to be received from other sources	Amounts to be Raised by Tax Levy
Salary - Regular - FT	01-5-210-5010	3,808,854		20,000
Overtime	01-5-210-5040	406,100		195,948
Police Pension	01-5-210-5122	1,326,460		1,181,417
Health Insurance	01-5-210-5130	974,355		335,687
Dental Claims	01-5-210-5131	60,000		
Uniform Allowance	01-5-210-5140	77,539		
Training	01-5-210-5152	88,905		
Police Dept Personnel & Benefit Expenses		6,742,213	5,009,161	1,733,052
Repair/Maint-Equipment	01-5-210-6020	30,280		
Repair/Maint-Vehicles	01-5-210-6030	115,700		70,000
Telephone/Utilities	01-5-210-6200	44,000		
Physical Exams	01-5-210-6810	2,135		
Community Policing	01-5-210-6816	13,500		
K 9 Program Expenses	01-5-210-6818	8,800		
Sex Offender State Disburse	01-5-210-6835	3,600		
Police Department - Contractual Expenses		218,015	148,015	70,000
Office Supplies	01-5-210-7020	8,050		
Gas & Oil	01-5-210-7030	112,500		
Operating Supplies	01-5-210-7040	45,825		
Miscellaneous Expense	01-5-210-7900	31,700		
Police Department - Supplies Expense		198,075	198,075	0
Equipment	01-5-210-8200	66,650	66,650	
Vehicles	01-5-210-8300	0		
TOTAL POLICE DEPARTMENT		7,224,953	5,421,901	1,803,052
Public Safety Building Department				
Salaries - Regular - FT	01-5-215-5010	706,198		
Other (FICA & IMRF)	01-5-215-5079	124,644		
Other Contractual Services	01-5-215-6890	318,232		
TOTAL PUBLIC SAFETY DEPARTMENT		1,149,074	1,149,074	0
Fire Department				
Salaries - Regular - FT	01-5-220-5010	2,351,452		20,000
Overtime	01-5-220-5040	140,000		100,000
Fire Pension	01-5-220-5124	1,088,082		1,001,132
Health Insurance	01-5-220-5130	595,102		350,000
Dental Insurance	01-5-220-5131	32,000		
Uniform Allowance	01-5-220-5140	34,400		
Training	01-5-220-5152	20,000		
Fire Depart Personnel & Benefits Expenses		4,261,036	2,789,904	1,471,132
Repair/Maint-Bldg	01-5-220-6010	40,000		
Repair/Maint-Equipment	01-5-220-6020	17,000		
Repair/Maint-Vehicles	01-5-220-6030	55,000		30,000
Telephone/Utilities	01-5-220-6200	10,440		
Physical Exams	01-5-220-6810	2,500		
Fire Prevention	01-5-220-6822	12,000		
Emergency Med Supplies	01-5-220-6824	11,500		
Fire Department - Contractual Expenses		148,440	118,440	30,000
Office Supplies	01-5-220-7020	15,300		
Gas & Oil	01-5-220-7030	20,000		
Operating Supplies	01-5-220-7040	10,000		
Miscellaneous Expense	01-5-220-7900	1,000		
Fire Department - Supplies Expenses		46,300	46,300	0
Equipment	01-5-220-8200	25,000		
TOTAL FIRE DEPARTMENT		4,480,776	2,979,644	1,501,132

	Account #	Budget FY 21	Amounts to be received from other sources	Amounts to be Raised by Tax Levy
Police & Fire Commission Department				
Physical Exams	01-5-225-6810	16,500		
Other Contractual Services	01-5-225-6890	10,015		
TOTAL - POLICE & FIRE COMMISSION		26,515	26,515	0
Community Development				
Salaries- Regular - FT	01-5-230-5010	266,350		
FICA	01-5-230-5079	20,376		
IMRF	01-5-230-5120	28,281		
Health Ins Expense	01-5-230-5130	74,770		
Dental Insurance	01-5-230-5131	4,000		
Training	01-5-230-5152	5,000		
Building Dept Personnel & Benefits Expense		398,777	398,777	0
Repair/Maint - Equip	01-5-230-6020	6,100		
Repair/Maint - Vehicles	01-5-230-6030	1,000		
Other Professional Services	01-5-230-6190	47,000		
Telephone	01-5-230-6200	2,400		
Postage	01-5-230-6210	3,577		
Printing & Publishing	01-5-230-6220	2,743		
Other Contractual Services	01-5-230-6890	6,150		
Building Department - Contractual Expenses		68,970	68,970	0
Office Supplies	01-5-230-7020	9,000		
Gas & Oil	01-5-230-7030	1,000		
Miscellaneous Expense	01-5-230-7900	750		
Operating Transfer Out	01-5-230-9999	-		
Building Department - Supplies Expenses		10,750	10,750	0
TOTAL BUILDING DEPARTMENT		478,497	478,497	0
Civil Defense Department				
Miscellaneous Expense	01-5-240-7900	7,000		7,000
TOTAL - CIVIL DEFENSE DEPARTMENT		7,000	0	7,000

Street Department	Account #	Budget FY 21	Amounts to be received from other sources	Amounts to be Raised by Tax Levy
Salaries - Regular - FT	01-5-310-5010	694,500		132,750
Overtime	01-5-310-5040	45,000		
Health Insurance	01-5-310-5130	201,096		
Uniform Allowance	01-5-310-5140	16,000		
Training	01-5-310-5152	1,500		
Street Dept - Personnel & Benefits Expenses		958,097	825,347	132,750
Repair/Maint - Storm Drain	01-5-310-6001	30,000		
Repair/Maint - St/Parking Lot	01-5-310-6002	97,500		60,000
Repair/Maint - Sidewalk/Curb	01-5-310-6003	40,000		20,000
Repair/Maint - Building	01-5-310-6010	10,000		
Repair/Maint - Equipment	01-5-310-6020	110,000		80,000
Repair/Maint - Traffic Signal	01-5-310-6024	30,000		20,000
Telephone/Utilities	01-5-310-6200	8,000		
Leaf Clean-up/Removal	01-5-310-6826	12,000		
Street Department - Contractual Expenses		337,500	157,500	180,000
Office Supplies	01-5-310-7020	6,000		
Gas & Oil	01-5-310-7030	75,000		
Operating Supplies	01-5-310-7040	30,000		
Miscellaneous Expense	01-5-310-7900	2,000		
Street Department - Supplies Expenses		113,000	113,000	0
Equipment	01-5-310-8200	0		
TOTAL STREET DEPARTMENT		1,408,597	1,095,847	312,750
Street Lighting				
Repair/ Maint - Street Light	01-5-330-6022	30,000		
Street Lighting - electricity	01-5-330-6310	230,000		210,000
TOTAL STREET LIGHTING		260,000	50,000	210,000
Garbage Department				
Miscellaneous Expenses	01-5-335-7900	54,000		50,000
TOTAL GARBAGE DEPARTMENT		54,000	4,000	50,000
Forestry Department				
Repair/ Maint - Other	01-5-340-6090	0		
Tree Removal or Purchase	01-5-340-6850	40,000		40,000
Miscellaneous Expense	01-5-340-7900	-		0
TOTAL FORESTRY DEPARTMENT		40,000	0	40,000

	Account #	Budget FY 21	Amounts to be received from other sources	Amounts to be Raised by Tax Levy
Engineering Department				
Repair/ Maint - Vehicles	01-5-360-6030	0		
Engineering	01-5-360-6140	27,000		
Subdivision Expense	01-5-360-6824	10,000		
Office Supplies	01-5-360-7020	7,600		
Gas & Oil	01-5-360-7030	-		
TOTAL - ENGINEERING DEPARTMENT		44,600	44,600	0
Health / Social Services				
Council on Aging	01-5-410-6830	23,000		
Demolition / Nuisance	01-5-410-6832	-		
TOTAL - HEALTH / SOCIAL SERVICES		23,000	23,000	0
Economic Development				
Consulting	01-5-610-6120	0		
Planning Dept Services	01-5-610-6150	27,500		
Economic / Business	01-5-610-6840	91,000		
Tourism	01-5-610-6842	6,000		
Historic Preservation	01-5-610-6844	4,000		
TOTAL - ECONOMIC DEVELOPMENT		128,500	128,500	0
Buchanan Street Strolls				
Strolls Entertainment	01-5-615-6190	13,500		
Strolls Supplies	01-5-615-7040	5,750		
Strolls Miscellaneous	01-5-615-7900	3,000		
TOTAL - ECONOMIC DEVELOPMENT		22,250	22,250	0
Utility Tax				
Tripp Rd Reconstruction	01-5-751-8056	0		
Southside Stormsewer Study	01-5-751-8058	0		
Bellwood Detention Basin	01-5-751-8060	0		
Poplar Grove/ Lawrenceville	01-5-751-8062	0		
TOTAL - Utility Tax		0	0	0
TOTAL GENERAL FUND EXPENSES		20,118,077	15,174,143	4,943,934

REF: General Corporate Tax	(65 ILCS Para 5/8-3-1)	1,694,385
REF: Municipal Audit Tax	(65 ILCS Para 5/8-8-8)	20,000
REF: Police Protection Tax	(65 ILCS Para 5/11-1-3)	20,000
REF: Police Pension	(40 ILCS Para 5/3-125)	1,181,417
REF: Fire Protection Tax	(65 ILCS Para 5/11-7-1)	20,000
REF: Fire Pension	(40 ILCS Para 5/4-118)	1,001,132
REF: Street Lighting Tax	(65 ILCS Para 5/11-80-5)	210,000
REF: Street & Bridge Tax	(65 ILCS Para 5/11-81-1 & 2)	60,000
REF: Tort Judgements (legal)	(745 ILCS Para 10/9-107)	75,000
REF: Unemployment Insurance	(745 ILCS Para 10/9-107)	0
REF: Liability Insurance	(745 ILCS Para 10/9-107)	300,000
REF: Forestry Program Tax	(65 ILCS Para 5/11-73-1)	40,000
REF: Garbage Tax	(65 ILCS Para 5/11-19-4)	50,000
REF: Social Security Tax	(65 ILCS Para 5/21-110)	200,000
REF: Illinois Muni Retirement Fund	(40 ILCS Para 5/7-171)	65,000
REF: Emergency Services & Disaster Operations	(65 ILCS Para 5/8-3-16)	7,000
		<u>4,943,934</u>

	Budget FY 21	Amounts to be received from other sources	Amounts to be Raised by Tax Levy	
Library Operations (18)				
Total Expenditures	885,374	159,150	726,224	
REF: Library Tax	(75 ILCS Para(s) 5/3-1 & 4)			726,224
Capital Projects Fund (41)				
Total Expenditures	1,252,000	1,212,000	40,000	
REF: Public Benefit Tax	(65 ILCS Para(s) 5/9-2-39 & 49)			40,000
Other Funds				
	Fund #			
Water / Sewer Fund	61	5,116,009	5,116,009	0
Motor Fuel Tax	10	1,215,000	1,215,000	0
Escrow / Land Cash	91	75,000	75,000	0
Kishwaukee II	15	0	0	0
Special Serv Area #2 & #3	16/17	22,200	22,200	0
Kishwaukee River T I F	13	10,600	10,600	0
Police Pension Fund		1,550,226	1,550,226	0
Firefighters' Pension Fund		1,450,098	1,450,098	0
TOTAL EXPENDITURES		31,694,584	25,984,426	5,710,158
				5,710,158

TAX LEVY ORDINANCE

ORDINANCE NO 512H.

AN ORDINANCE MAKING A LEVY AND PROVIDING FOR A SPECIAL SERVICE AREA #2 TAX IN THE CITY OF BELVIDERE, BOONE COUNTY, ILLINOIS, FOR THE FISCAL YEAR BEGINNING MAY 1, 2020, AND ENDING APRIL 30, 2021.

BE IT ORDAINED BY THE CITY COUNCIL OF THE CITY OF BELVIDERE, ILLINOIS, as follows:

Section 1: That there is hereby levied for the City of Belvidere, Illinois, for the Special Service Area #2, a tax not to exceed .12% of the full, fair cash value of all taxable property within the Special Service Area #2, as assessed and equalized pursuant to the statute for the current year.

Section 2: That the City Clerk of the City of Belvidere shall file with the County Clerk of Boone County, Illinois a certified copy of the ordinance.

Section 3: That this ordinance shall be in full force and effect from and after its passage and approval according to law.

PASSED by the City Council of the City of Belvidere, Illinois, this _____ day of _____, 2020, and approved by me as Mayor on the same day.

AYES: _____

NAYS: _____

APPROVED: _____
Mayor

ATTEST: _____
City Clerk

TAX LEVY ORDINANCE

ORDINANCE NO 513H.

AN ORDINANCE MAKING A LEVY AND PROVIDING FOR A SPECIAL SERVICE AREA #3 TAX IN THE CITY OF BELVIDERE, BOONE COUNTY, ILLINOIS, FOR THE FISCAL YEAR BEGINNING MAY 1, 2020, AND ENDING APRIL 30, 2021.

BE IT ORDAINED BY THE CITY COUNCIL OF THE CITY OF BELVIDERE, ILLINOIS, as follows:

Section 1: That there is hereby levied for the City of Belvidere, Illinois, for the Special Service Area #3, a tax not to exceed .12% of the full, fair cash value of all taxable property within the Special Service Area #3, as assessed and equalized pursuant to the statute for the current year.

Section 2: That the City Clerk of the City of Belvidere shall file with the County Clerk of Boone County, Illinois a certified copy of the ordinance.

Section 3: That this ordinance shall be in full force and effect from and after its passage and approval according to law.

PASSED by the City Council of the City of Belvidere, Illinois, this _____ day of _____, 2020, and approved by me as Mayor on the same day.

AYES: _____

NAYS: _____

APPROVED: _____
Mayor

ATTEST: _____
City Clerk

Memo

To: Mayor and City Council
From: Mike Drella
cc: City Clerk
Date: December 14, 2020
Re: Business Registration Amendments

Ordinance 514H, amending two sections of the BRL ordinance, is before you this week. As you will recall, the modifications to section 26-79 would require all applicants to provide copies of any other licenses required to conduct their business when applying for a BRL. Examples would include masseuse licenses, barber licenses etc.

In discussing the amendment with the City Clerk, it rapidly became clear that requiring every applicant to annually file all other required licenses would be unduly burdensome on the applicant and upon the City Clerk's office. For example, a pharmacy may be required to annually file issued state licenses for all pharmacists and pharmacist technicians annually. An urgent care facility would have to annually file all medical licenses for all doctors and nurses.

As such, we recommend the following amendment to Ordinance 514H. In section 26-79 modify the second paragraph to read: "In the event the proposed business requires another license or permit to operate lawfully, the City Clerk may require the applicant to provide copies of any such license or permit when applying for a BRL. The Clerk shall not issue a BRL to any applicant unless such requested permits or licenses are provided." This will allow the City Clerk to require proof of licensure for industries that have proven problematic in the past or perhaps on new businesses that the City is not familiar with.

RECOMMENDATION: After a motion to approve Ordinance 514H is made, make a motion to amend the second paragraph of Exhibit A to read: **"In the event the proposed business requires another license or permit to operate lawfully, the City Clerk may require the applicant to provide copies of any such license or permit when applying for a BRL. The Clerk shall not issue a BRL to any applicant unless such requested permits or licenses are provided."**

ORDINANCE #514H
AN ORDINANCE AMENDING SECTIONS 26-83 AND 26-79
OF THE CITY OF BELVIDERE MUNICIPAL CODE

NOW, THEREFORE BE IT ORDAINED by the Mayor and City Council of the City of Belvidere, Boone County, Illinois, as follows:

SECTION 1: Section 26-79 of the City of Belvidere Municipal Code is amended to read as set forth in the attached Exhibit A which is incorporated herein by this reference.

SECTION 2: Section 26-83 of the City of Belvidere Municipal Code is amended to read as set forth in the attached Exhibit B which is attached hereto and incorporated herein by this reference.

SECTION 3: If any section, paragraph, subdivision, clause, sentence or provision of this Ordinance shall be adjudged by any Court of competent jurisdiction to be invalid, such judgment shall not affect, impair, invalidate or nullify the remainder thereof, which remainder shall remain and continue in full force and effect.

SECTION 4: This Ordinance shall be in full force and effect from and after its passage and publication in pamphlet form as required by law which publication is hereby authorized.

Voting Aye:

Voting Nay:

Absent:

APPROVED:

Michael W. Chamberlain
Mayor

ATTEST: _____
Sarah Turnipseed
City Clerk

(SEAL)

Passed:

Approved:

Published:

J:\Draft Ordinances\BRL Ammendment Ordinance.doc

Sec. 26-79. - Business registration license issuance (BRL).

The business registration license shall be issued by the city clerk, upon application, on forms provided by the city clerk. At a minimum, the application shall identify the name of the business, require the property owners' and business' owners' name, address, email address including a home address or outside corporate address, phone number. If the business is operated by a manager (not the owner), then the same contact information is required for the manager. The applicant shall also describe the nature of the proposed business and the type of goods to be offered for sale or services offered.

In the event the proposed business requires another license or permit to operate lawfully, the applicant shall provide copies of any such license or permits when applying for a BRL. The Clerk shall not issue a BRL to any applicant for a BRL unless such all lawfully required and valid permits or licenses are provided.

No fee shall be charged for issuance of a business registration license nor is any background check required. However, any other license and/or fee required by another section (eg' second hand stores etc.) must obtain that license permit and pay the applicable fee.

The business registration license is not transferable and in the event of the sale or transfer of the business, the sale or transfer of a majority of the stock of any person owning the business, or upon the sale or transfer of the majority of the assets of the business (including good will), a new business registration license must be obtained within 60 days of the sale or transfer by the person then owning or operating the business.

The BRL shall be prominently displayed at the location for which it is issued. The issuance of a BRL shall not relieve the person or business, to whom it is issued, from complying with any other relevant ordinance or statute, including but not limited to the city zoning ordinance. Issuance of the BRL does not guarantee compliance with such other laws and ordinances and it is the responsibility of the person or business to whom the BRL is issued to ensure compliance with such laws and ordinances.

(Ord. No. 361H, § 1(Exh. A), 7-17-17)

Sec. 26-83. - Penalties.

- (a) Any person who operates any business within the city, or any territory subject to its ordinances, without a valid business registration license shall be fined not less than \$100.00 plus court costs or assessments per offense with each day, or part thereof, that a violation exists or continues shall be deemed a separate offense. Prior to assessment of any fine, the city shall provide a business or person a warning that failure to obtain or renew a business registration license may result in fines under this article. If the business or person renews or obtains the business registration license within ten (10) business days of the giving of the warning, no fines shall be assessed.
- (b) Any person who operates any business during a period of suspension of the business registration license, or after revocation of the business registration license shall be fined not less than \$500.00 plus court costs per offense with each day, or part thereof, that a violation exists or continues to exist shall be deemed a separate offense.
- (c) The court may, in addition to any other remedy, including the fines above, may order injunctive relief prohibiting operation of any business in violation of this article and may enforce such injunctive relief through contempt proceedings.
- (d) The city may, if an administrative hearing officer is approved by the city council, refer prosecutions of operation of a business without a business registration license, or with a suspended or revoked business registration license, to administrative adjudication in lieu of a proceeding before the circuit court.

(Ord. No. 361H, § 1(Exh. A), 7-17-17)

ORDINANCE #515H
AN ORDINANCE AMENDING SECTION 14-152
OF THE CITY OF BELVIDERE MUNICIPAL CODE

NOW, THEREFORE BE IT ORDAINED by the Mayor and City Council of the City of Belvidere, Boone County, Illinois, as follows:

SECTION 1: Section 14-152 of the City of Belvidere Municipal Code is amended to read as set forth in the attached Exhibit A which is incorporated herein by this reference, increasing the number of Video Gaming Location Permits to forty (40).

SECTION 2: If any section, paragraph, subdivision, clause, sentence or provision of this Ordinance shall be adjudged by any Court of competent jurisdiction to be invalid, such judgment shall not affect, impair, invalidate or nullify the remainder thereof, which remainder shall remain and continue in full force and effect.

SECTION 3: This Ordinance shall be in full force and effect from and after its passage and publication in pamphlet form as required by law which publication is hereby authorized.

Voting Aye:
Voting Nay:
Absent:

APPROVED:

Michael W. Chamberlain
Mayor

ATTEST: _____
Sarah Turnipseed
City Clerk (SEAL)

Passed:
Approved:
Published:

Sec. 14-452. - Permits required.

- (a) No licensed location shall operate video gaming terminals without first obtaining a Location Permit from the city clerk and paying the terminal registration fees provided for in this article. The privilege of operating a licensed location in the city is purely a personal privilege associated with a specific location and a location permit is non-transferable to another location. However, upon the transfer or sale of a licensed location to a new entity, the location permit, that has not been abandoned or surrendered, shall transfer to the new entity upon approval of any new liquor license and payment of the video gaming terminal fees provided for under this article.
- (b) Receipt of a location permit shall not relieve any person from obtaining any other necessary state or local permits, licenses or approvals, including but not limited to any zoning relief, and a location permit shall not be valid until all such permits, licenses and approvals are received.
- (c) In the event a licensed location ceases operating video gaming terminals for 60 days or more the location permit as well as the video gaming terminal registrations shall be deemed abandoned and forfeited.
- (d) The owner or business operator of a licensed location shall immediately surrender a location permit upon ceasing business operations or upon the removal of all video gaming terminals from the licensed location.
- (e) There shall not be more than forty (40) licensed locations within the city at any one time nor more than forty (40) location permits issued by the City Clerk.

ORDINANCE NO. 516H

**AN ORDINANCE GRANTING A SPECIAL USE
TO ALLOW INDOOR COMMERCIAL ENTERTAINMENT
(VIDEO GAMING)
WITHIN THE CB, CENTRAL BUSINESS DISTRICT
(120 Buchanan Street)**

WHEREAS, The City of Belvidere has adopted Chapter 150, Zoning Ordinance in accordance with the provisions of Illinois Compiled Statutes to regulate the use of land and to specify the minimum requirements for improvements on land in the City of Belvidere; and

WHEREAS, Special Uses are certain municipal or private uses that due to their physical or operational characteristics may pose a threat to the value, use and enjoyment of adjoining property; are reviewed on a case by case basis; and are permitted only by permission of the Belvidere City Council; and,

WHEREAS, The applicant and owner, Russell Caldwell, 8642 US Highway 20, Garden Prairie, IL 61038 is requesting a special use for indoor commercial entertainment to operate video gaming at 120 Buchanan Street; and

WHEREAS, after due notice by publication pursuant to the Illinois State Statutes, the City of Belvidere Planning and Zoning Commission held a public hearing on December 8, 2020 concerning the proposed Special Use; and,

WHEREAS, the City of Belvidere Planning and Zoning Commission having examined the application and having considered the evidence, both oral and documentary and being fully advised about the premises did make findings of fact and a recommendation; and,

WHEREAS, the corporate authorities of the City considered the findings of fact and concur with the recommendation of the Planning and Zoning Commission,

NOW THEREFORE, BE IT ORDAINED BY THE MAYOR AND CITY COUNCIL OF THE CITY OF BELVIDERE, BOONE COUNTY, ILLINOIS, AS FOLLOWS:

Section 1. The foregoing recitals are incorporated herein by this reference.

Section 2. That a Special Use in the CB, Central Business District for indoor commercial entertainment (video gaming) on the property depicted in Attachment A and legally described as:

The Westerly 20 feet of the Easterly 60 feet of Lot Eight (8) of the Assessor's Survey of the Block Eight (8) of Aaron Whitney's Addition to Belvidere, according to the Plat thereof recorded in Book 28 of Deeds on page 421, in Boone County, Illinois; situated in the County of Boone and the State of Illinois. PIN: 05-25-358-020

is hereby approved, subject to the following conditions:

1. Open alcohol is prohibited outside the premises unless otherwise permitted.

Section 3. That the premises shall be used in accordance with and subject to the applicable provisions of the Zoning Ordinance of the City of Belvidere and shall not be used except as may otherwise be expressly authorized by the applicable law and the special use.

Section 4. That acceptance of any of the benefits of this Special Use shall be deemed acceptance of all the terms and conditions set forth herein.

Section 5. All ordinances or parts of ordinances in conflict herewith are hereby repealed to the extent of such conflict.

Section 6. If any section, paragraph, subdivision, clause, sentence or provision of this Ordinance shall be adjudged by any Court of competent jurisdiction to be invalid, such judgment shall not affect, impair, invalidate or nullify the remainder thereof, which remainder shall remain and continue in full force and effect.

Section 7. This ordinance shall be in full force and effect from and after its passage, approval, and publication in pamphlet form as provided by law.

PASSED by the City Council of the City of Belvidere this ____ day of _____, 2020.

APPROVED by the Mayor of the City of Belvidere this ____ day of _____, 2020.

Michael W. Chamberlain, Mayor

ATTEST:

Sarah Turnipseed, City Clerk

Ayes: _____ Nays: _____ Absent: _____

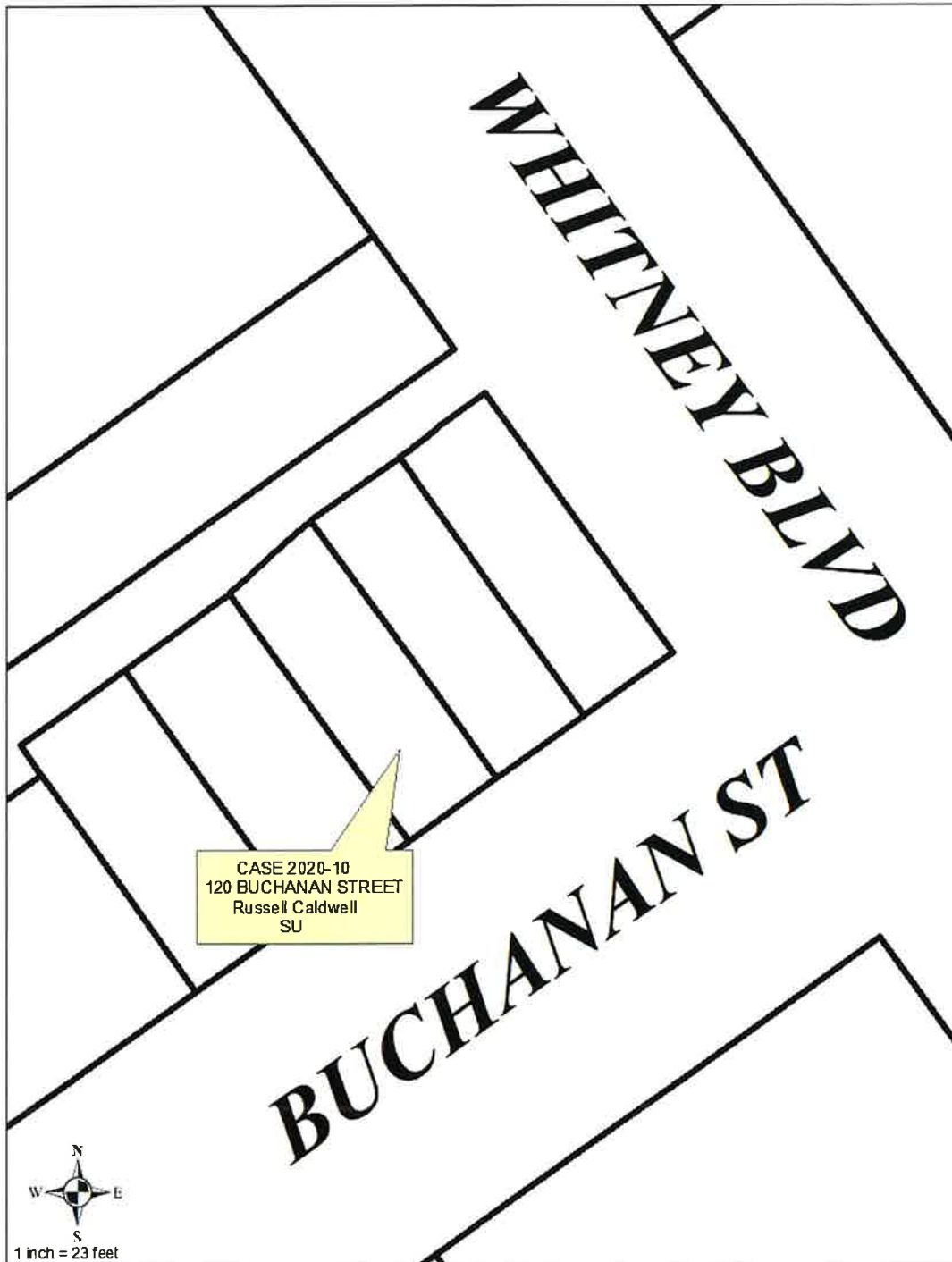
City Council Members Voting Aye: _____

City Council Members Voting Nay: _____

Date Published:

Sponsor: _____

ATTACHMENT A



MEMO

DATE: December 9, 2020
TO: Mayor and Members of the City Council
FROM: City of Belvidere Planning and Zoning Commission
SUBJECT: Recommendation for Case: 2020-10; Caldwell, 120 Buchanan Street

REQUEST AND LOCATION:

The applicant and owner, Russell Caldwell, 8642 US Highway 20, Garden Prairie, IL 61038 is requesting a special use for indoor commercial entertainment to operate video gaming at 120 Buchanan Street, Belvidere, IL within the CB, Central Business District pursuant to Sections 150.105(C)(6)(B)(2) Indoor Commercial Entertainment and 150.904 Special Uses Review and Approval Procedures of the Belvidere Zoning Ordinance. The subject property is approximately 1,200 square feet (PIN: 05-25-358-020) and developed with a portion of the Firebox Restaurant and Pizzeria.

RECOMMENDATION:

The planning and zoning commission recommended the **approval** of case number **2020-10** for a special use to permit indoor commercial entertainment (video gaming) at 120 Buchanan Street subject to the following conditions:

1. Open alcohol is prohibited outside the premises unless otherwise permitted.

Motion to approve case 2020-10; Caldwell, 120 Buchanan Street subject to the conditions as presented carried with a (7-0) roll call vote.

Carl Gnewuch, Acting Chairman
Belvidere Planning and Zoning Commission

CITY OF BELVIDERE

Community Development



BUILDING DEPARTMENT

PLANNING DEPARTMENT

401 WHITNEY BLVD. SUITE 300 BELVIDERE, IL 61008 * PH (815)547-7177 FAX (815)547-0789

December 2, 2020

ADVISORY REPORT

CASE NO: 2020-10

APPLICANT: Caldwell, 120 Buchanan Street

REQUEST AND LOCATION:

The applicant and owner, Russell Caldwell, 8642 US Highway 20, Garden Prairie, IL 61038 is requesting a special use for indoor commercial entertainment to operate video gaming at 120 Buchanan Street, Belvidere, IL within the CB, Central Business District pursuant to Sections 150.105(C)(6)(B)(2) Indoor Commercial Entertainment and 150.904 Special Uses Review and Approval Procedures of the Belvidere Zoning Ordinance. The subject property is approximately 1,200 square feet (PIN: 05-25-358-020) and developed with a portion of the Firebox Restaurant and Pizzeria.

EXISTING LAND USE:

Subject property: Firebox Restaurant and Pizzeria

North: Municipal Parking Lot and City Hall

South: Buchanan Street Pub

East: Firebox Restaurant and Pizzeria (2nd lot) and Jack Rose

West: Outdoor Patio shared with The Shortline

CURRENT ZONING:

Subject property: CB, Central Business District

North, South East, West: CB, Central Business District

COMPREHENSIVE PLAN:

Subject property: Central Business

North, South, East, West: Central Business

BACKGROUND:

The Firebox Restaurant and Pizzeria opened in 2019. The restaurant is comprised of two buildings and a shared outdoor patio. The applicant is requesting to remove the tables on the west side of the restaurant in order to install video gaming machines that would be monitored by staff.

Due to Covid-19 mitigation efforts, restaurants and bars have seen multiple restrictions placed on them such as hours of operation, capacity and type of service. These limitations have greatly impacted the ability for some businesses to prosper. The applicant is requesting video gaming in hopes of creating another revenue source to help off-set the declining sales

associated with mitigation efforts. In the past, the State has allowed restaurants and bars to remain open so that their video gaming machines could still be operational. This gives businesses with video gaming machines an advantage over others.

There is no on-site parking but Buchanan Street and Whitney Boulevard provide limited on-street parking for patrons in addition to three municipal parking lots within 300 feet of the subject property. Due to existing lot sizes, age and layout of the existing buildings and the intention to be pedestrian friendly, on-site parking is not required in the Central Business District.

TREND OF DEVELOPMENT:

The subject property is located downtown in an area of established central business commercial and institutional uses. There have been several new businesses to open in the area in recent years.

COMPREHENSIVE PLAN:

The subject property is designated as "Central Mixed Use" by the City of Belvidere Comprehensive Plan, adopted July 15, 1999. The Central Mixed-Use map category encourages pedestrian-orientated indoor-commercial, office, institutional and residential uses with street-scaping and low-key signage. All surrounding properties are also designated "Central Mixed-Use" by the Comprehensive Plan

FINDINGS OF FACT:

Per Section 150.904 (G) of the City of Belvidere Zoning Ordinance, the criteria for granting a Special Use Permit are as follows:

- A. Findings: The establishment, maintenance, or operation of the special use will not be unreasonably detrimental to or endanger the public health, safety, morals, comfort or general welfare.**

The requested special use is for indoor commercial entertainment to allow for the addition of video gaming to the restaurant. The property is located in the Central Business District where such land uses are common. Entertainment-based businesses are often encouraged in downtown districts.

The building is located near municipal parking lots and a mix of bars, eateries and offices. The addition of video gaming machines will not be noticeable from the outside (except for possible signage) and is not anticipated to negatively impact these land uses. Operating businesses, instead of vacant store fronts, is beneficial to all adjacent properties.

- B. Findings: The proposed special use, both its general use independent of its location and in its specific location, will be in harmony with the purposes, goals, objectives, policies, and standards of the City of Belvidere Comprehensive Plan, this Chapter, and any other plan, program, or ordinance adopted, or under consideration pursuant to Notice of Public Hearing by the City.**

The Comprehensive Plan designates the subject property as Central Business; the current zoning is Central Business. The entire downtown area is designated as Central Business. The downtown area should be a mix of retail, services, residential, recreation and entertainment that operate during the day and night and that are compatible uses.

Video gaming and other land uses associated with indoor commercial entertainment are included in the encouraged mix of land uses.

- C. **Findings: The special use will not in its proposed location and as depicted on the required site plan, result in a substantial or undue adverse impact on nearby property, the character of the neighborhood, environmental factors, traffic factors, parking, public improvements, public property or rights-of-way, or other matters affecting the public health, safety, or general welfare, either as they now exist or as they may in the future be developed as a result of the implementation of the provisions of this Chapter, the Comprehensive Plan, or any other plan, program, map, or ordinance adopted or under consideration pursuant to Notice of Public Hearing by the City or governmental agency having jurisdiction to guide development.**

The property is served by on-street parking along Buchanan Street and Whitney Boulevard in addition to three nearby municipal parking lots. On-site parking is not required in the Central Business District; most patrons of businesses on Buchanan Street utilize the municipal parking lots in the area. The property currently houses a restaurant which does not create any traffic nuisances of which staff is aware.

- D. **Findings: The establishment of the special use will not impede the normal and orderly development and improvement of surrounding property, and maintains the desired consistency of land uses, land use intensities, and land use impacts as related to the environs of the subject property.**

The planning staff is not aware of any business that chose not to locate or expand in the downtown area due to the other bars and similar establishments. The planning staff does not anticipate that this special use will deter development when previous businesses have not.

- E. **Findings: The proposed special use is located in an area that will be adequately served by, and will not impose an undue burden on, any of the improvement facilities, utilities or services provided by public agencies servicing the subject property.**

The subject property is already developed with a restaurant that is served with municipal utilities.

- F. **Findings: The potential public benefits of the proposed special use outweigh any and all potential adverse impacts of the proposed special use after taking into consideration the Applicant's proposal and any requirements recommended by the Applicant to ameliorate such impacts.**

Although the applicant is requesting a special use to operate a land use that is similar to others in the downtown area, he intends for it to be an addition to the existing restaurant and not a stand-alone gaming café. This could allow a wider demographic of people to be served in the downtown area. The neighborhood is a mix of residential, commercial and entertainment. The special use should not alter the neighborhood or create an undue burden.

SUMMARY OF FINDINGS:

The requested special use is for indoor commercial entertainment to allow for the addition of video gaming to the restaurant. The property is located in the Central Business District where such land uses are common. Video gaming and other land uses associated with indoor commercial entertainment are included in the encouraged mix of land uses.

The building is located near municipal parking lots and a mix of bars, eateries and offices. The addition of video gaming machines will not be noticeable from the outside (except for possible signage) and is not anticipated to negatively impact these land uses. Operating businesses, instead of vacant store front, is beneficial to all adjacent properties.

The planning staff is not aware of any business that chose not to locate or expand in the downtown area due to the other bars and similar establishments. The planning staff does not anticipate that this special use will deter development when previous businesses have not.


Although the applicant is requesting a special use to operate a land use that is similar to others in the downtown area, he intends for it to be an addition to the existing restaurant and not a stand-alone gaming café. This could allow a wider demographic of people to be served in the downtown area. The neighborhood is a mix of residential, commercial and entertainment so the special use should not alter the neighborhood or create an undue burden.

RECOMMENDATION:

The planning staff recommends the **approval** of case number **2020-10** for a special use at 120 Buchanan Street subject to the following conditions:

1. Open alcohol is prohibited outside the premises unless otherwise permitted.

Submitted by:


Gina DelRose
Community Development Planner

Review and Recommendation by the Planning and Zoning Commission. The Planning and Zoning Commission shall review the application, adopt findings of fact, and make a recommendation to the City Council.

Review and Action by the City Council. The City Council shall consider the Planning and Zoning Commission's recommendation regarding the proposed special use. The City Council may approve or deny the special use as originally proposed, may approve the proposed special use with modifications or may remand the matter back to the Planning and Zoning Commission for further discussion or hearing. The City Council's approval of the requested special use shall be considered the approval of a unique request, and shall not be construed as precedent for any other proposed special use.

ATTACHMENTS

1. Location Map by Planning Staff.
2. Aerial Photo with by Planning Staff.
3. Narrative submitted by Applicant.
4. Site plan submitted by Applicant.
5. Letter submitted by the Boone County Soil and Water Conservation District, Bill Hall, November 13, 2020.
6. Letter submitted by the Boone County Health Department, Amanda Mehl, November 23, 2020.


WHITNEY BLVD

BUCHANAN ST

CASE 2020-10
120 BUCHANAN STREET
Russell Caldwell
SU



1 inch = 23 feet



CASE 2020-10
120 BUCHANAN STREET
Russell Caldwell
SU




1 inch = 17 feet

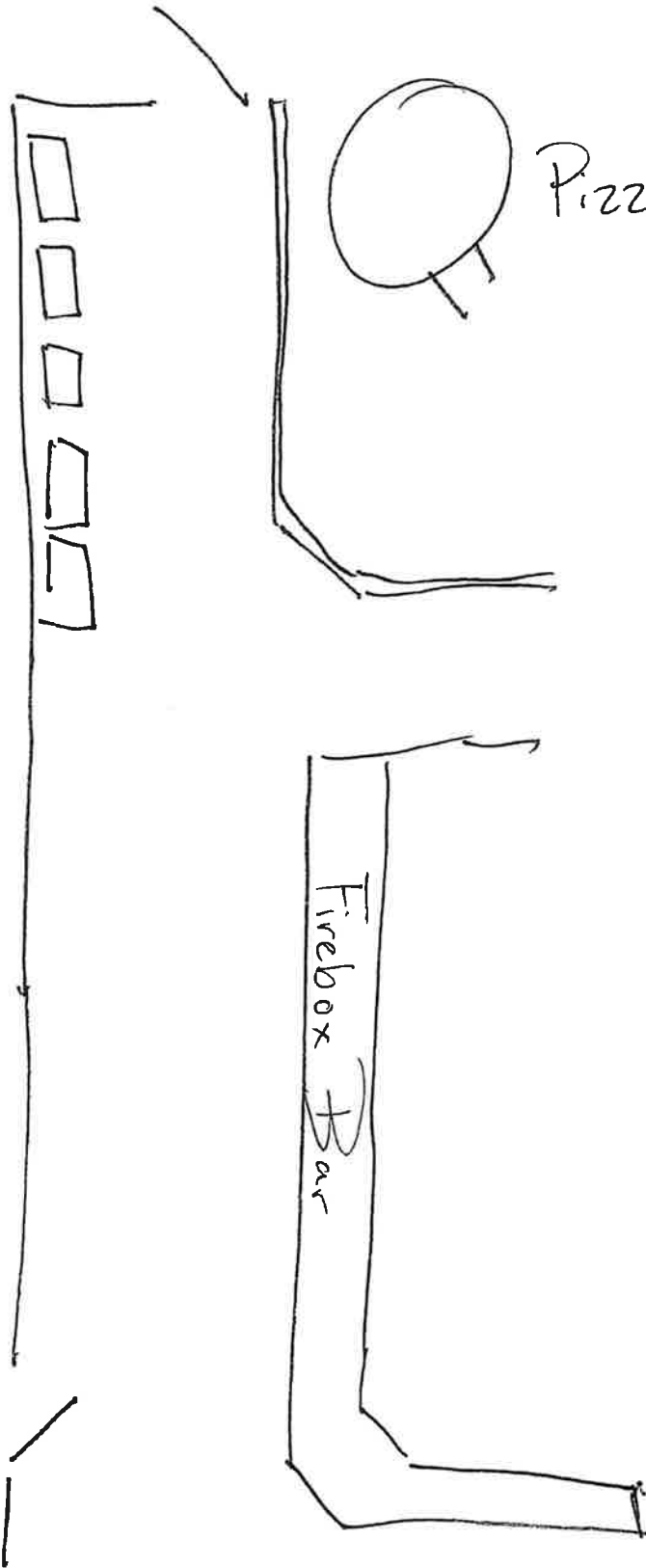
Our hours will be the operating restaurant hours. We are not looking to expand our normal restaurant hours for just machines. We are looking to add (5) machines. The machines are in direct line of sight of the cashier and bartenders. We are requesting machines as an added revenue source to The Firebox Restaurant & Pizzeria due to extremely low sales. The original intent for the state of Illinois was for the gambling machines was to help the revenue of restaurants. Unfortunately, at this time, The Firebox is in the category. We are sure even an additional small amount of revenue would be beneficial to the restaurant. It appears that Governor Pritzker is allowing the gambling machine locations to stay open even as he shuts down other businesses.

Mural Court

Patio



Pizza Oven



Firebox Bar



211 N. Appleton Road
Belvidere, IL 61008
815-544-2677 x3

November 13, 2020

SWCD NRI #: XXXX

Belvidere Planning Department
401 Whitney Blvd., Suite 300
Belvidere, IL 61008

Dear Sir/Madam,

A request for a Natural Resource Information Report was submitted. We will supply a written reply to your office as indicated below:

Our review does not apply in this instance.
 Other (see attached)

Location of Site: 120 Buchanan Street, Belvidere
PIN(S): 05-25-358-020

Contact	Petitioner	Owner
Russell Caldwell 8642 US Hwy 20 Garden Prairie, IL 61038 815-509-1187	Same	Same

Request: Special Use for video gaming

Notes: No additional construction or soil disturbance is taking place. Video gaming will be inside existing Firebox restaurant.

Sincerely,

A handwritten signature in black ink that reads "Bill Hall". The signature is written in a cursive, slightly slanted style.

Bill Hall

Boone County Soil &
Water Conservation District



Public Health
Prevent Promote Protect

Boone County Health Department

1204 Logan Avenue, Belvidere, Illinois 61008
Main Office 815.544.2951 Clinic 815.544.9730 Fax 815.544.2050
www.boonehealth.org

The mission of the Boone County Health Department is to serve our community by preventing the spread of disease, promoting optimal wellness & protecting the public's health.

November 23, 2020

FAX: 815-547-0789

Gina DelRose
Community Development Planer
401 Whitney Blvd Suite 300
Belvidere, IL 61008

Re: Case: 2020-10; Caldwell, 120 Buchanan St.

Dear Gina,

We are in receipt of the notice for a special use permit for 120 Buchanan St. for indoor commercial entertainment.

The Boone County Health Department has no comments.

Please let us know if you have any questions or concerns at (815) 544-2951 ext.2 or info@boonehealth.org

Thank you,

Amanda Mehl
Administrator

MNG

ORDINANCE #517H

AN ORDINANCE AUTHORIZING THE TRANSFER OF
ABANDONED PROPERTIES TO THE NORTHERN
ILLINOIS LAND BANK AUTHORITY

WHEREAS, on March 19, 2019 the Corporate Authorities of the City of Belvidere (the City) authorized an intergovernmental agreement (the Agreement) creating the Northern Illinois Land Bank Authority (the Land Bank) and joining the Land Bank; and

WHEREAS, one of the purposes of the Land Bank is to secure abandoned and / or blighted properties that face significant detriments including, but not limited to clouds on title, which prevent meaningful redevelopment; and

WHEREAS, one method of acquiring said parcels is for the City, in cooperation with the Land Bank, to bring legal actions to have the properties declared abandoned with title to the property vesting in the City free and clear of prior existing encumbrances; and

WHEREAS, the Agreement provides that when the Land Bank utilizes a court action to declare certain properties vacant, the City will then issue a deed transferring title to the properties to the Land Bank for redevelopment; and

WHEREAS, the Land Bank brought three lawsuits to declare certain properties commonly known as 407 Allen Street, Belvidere Illinois, 1000 Nettie Street Belvidere Illinois and 1031 Garfield Blvd, Belvidere Illinois as abandoned properties which the City now owns after the judgements were entered; and

WHEREAS, the Land Bank will likely acquire additional abandoned properties in the City's name in the future; and

WHEREAS, the City is a home rule unit of government within the meaning of Section 6 of Article VII of the 1970 Constitution of the State of Illinois; and

WHEREAS, Section 10 of Article VII of the Constitution of the State of Illinois and the Intergovernmental Cooperation Act (5 ILCS 220/1 et seq.) authorize the City of Belvidere and the Complex Committee to enter into agreements, including, but not limited to, an agreement to sell or transfer real estate for public purposes.

NOW THEREFORE IT IS ORDAINED by the MAYOR and CITY COUNCIL of the City of Belvidere, Boone County Illinois, as follows:

SECTION 1: The foregoing recitals are incorporated herein as if fully set forth.

SECTION 2: The Mayor is authorized to execute such documents, including but not limited to deeds, necessary to transfer the three above referenced properties, as well as future

properties acquired by the Land Bank in the City's name, to the Land Bank.

SECTION 3: If any section, paragraph, subdivision, clause, sentence or provision of this Ordinance shall be adjudged by any Court of competent jurisdiction to be invalid, such judgment shall not affect, impair, invalidate or nullify the remainder thereof, which remainder shall remain and continue in full force and effect.

SECTION 4: All ordinances or parts of ordinances in conflict herewith are hereby repealed to the extent of such conflict.

SECTION 5: This Ordinance shall be in full force and effect immediately upon its passage and approval by the Mayor. The City Council finds that immediate approval is essential to obtain favorable sale and purchase terms.

Ayes:

Nays:

Absent:

APPROVED:

Mayor Michael W. Chamberlain

(SEAL)

ATTEST: _____
Clerk Sarah Turnipseed

Passed:

Approved:

Published:

ORDINANCE #518H
AN ORDINANCE TEMPORARILY ABATING
ABANDONMENT OF LIQUOR LICENSES
AND VIDEO GAMING LICENSES
WITHIN THE CITY OF BELVIDERE

WHEREAS, pursuant to his executive powers and in response to the COVID-19 pandemic, the Governor of the State of Illinois has temporarily ordered (Executive Order 2020-73) the closing of bars, restaurants and taverns for indoor consumption on premises and also ordered the closing of all video gaming under the Video Gaming Act; and

WHEREAS, Section 10-69(b)(2) of the City of Belvidere Municipal Code declares void any liquor license issued by the City of Belvidere Local Commissioner if the licensee is closed for business for six (6) or more months; and

WHEREAS, Section 14-452 of the City of Belvidere Municipal Code provides that a video gaming location permit is deemed abandoned if the licensed location ceases operating video gaming terminals for sixty (60) days or more; and

WHEREAS, the Corporate Authorities of the City of Belvidere find that it would be unjust if the Governor's Order caused local businesses to lose their licenses to conduct video gaming or the sale of alcohol through no fault of the local business.

NOW, THEREFORE BE IT ORDAINED by the Mayor and City Council of the City of Belvidere, Boone County, Illinois, as follows:

SECTION 1: Where the holder of a City of Belvidere local liquor license is forced to close as a result of the Governor's executive order 2020-73 relating to the COVID-19 pandemic, section 10-69(b)(2) shall not apply and a properly issued local liquor license shall not be deemed void.

SECTION 2: Where the holder of a video gaming location permit issued in accordance with Section 14-452 of the City of Belvidere Municipal Code is forced to close as a result of the Governor's executive order 2020-73 relating to the COVID-19 pandemic, section 14-452(c) of the City of Belvidere Municipal Code shall not apply and the location permit shall not be deemed abandoned.

SECTION 3: This ordinance and the relief granted hereunder shall terminate automatically upon the expiration of the Governor's Executive Order 2020-73, and as it may be extended in the future, relating to the prohibition on video gaming and indoor on premises consumption of alcohol.

SECTION 4: If any section, paragraph, subdivision, clause, sentence or provision of this Ordinance shall be adjudged by any Court of competent jurisdiction to be invalid, such judgment shall not affect, impair, invalidate or nullify the remainder thereof, which remainder shall remain and continue in full force and effect.

SECTION 3: This Ordinance shall be in full force and effect from and after its passage and publication in pamphlet form as required by law which publication is hereby authorized.

Voting Aye:
Voting Nay:
Absent:

APPROVED:

Michael W. Chamberlain
Mayor

ATTEST: _____
Sarah Turnipseed
City Clerk (SEAL)

Passed:
Approved:
Published:

J:\Draft Ordinances\Ord increasing Location Permits.doc

RESOLUTION #2025-2020

A RESOLUTION AUTHORIZING THE EXECUTION OF AN
INTERGOVERNMENTAL AGREEMENT FOR
GEOGRAPHICAL INFORMATION SERVICES
WITH BOONE COUNTY

IT IS THEREFORE RESOLVED, by the Mayor and City Council of the City of
Belvidere as follows:

- 1) The Mayor is hereby authorized to execute the intergovernmental agreement
between the City of Belvidere and Boone County, a copy of which is attached
hereto.

Approved:

Mayor

Attest:

City Clerk

Ayes:

Nays:

Absent:

Date Approved:

INTERGOVERNMENTAL AGREEMENT
FOR GEOGRAPHIC INFORMATION SYSTEM (GIS) SERVICES
BETWEEN THE CITY OF BELVIDERE AND BOONE COUNTY

WHEREAS, the City of Belvidere (the City) and Boone County, Illinois (the County), have operated a joint GIS Department; and

WHEREAS, the GIS Department is formally a County Department, employees are County employees, and is located in the Boone County Supervisor of Assessment's Office; and

WHEREAS, the City has obtained a GIS specialist that can provide services to the City; and

WHEREAS, pursuant to Resolution 09-22 (as authorized by 55 ILCS 5/3-5018), Boone County has established a County Wide fee for the recording of a document which funds are to be utilized to provide GIS services to the entire county; and

WHEREAS, properties lying within the City also reside in Boone County and as such, City properties help fund the County GIS services through the fee charged by Resolution 09-22.

NOW, THEREFORE, in consideration of the mutual obligations, covenants, and conditions herein contained, the sufficiency of which is hereby acknowledged, the City and the County agree as follows:

- 1) The foregoing recitals are incorporated herein as if fully set forth.
- 2) This Agreement shall remain in full force and effect unless either party notifies the other in writing of its intent to terminate. Written notice to terminate shall be given not less than ninety (90) days in advance of such termination date.
- 3) This Agreement supersedes the prior Intergovernmental Agreement For Geographic Information Services between the parties.
- 4) This Agreement may be modified only by the mutual written consent of the parties, after appropriate authorization and approval of their Board or Council.
- 5) This GIS Department shall be a County Department for organizational, budgeting, and operation purposes. However, the GIS Department will serve the Geographic Information Services needs of both the County and the City, including but not limited to, maintenance, and installation of the necessary databases, and consulting for future development and current use. The City and County may retain their own GIS personnel to prepare maps and manipulate data specific to the City or unincorporated Boone County. The GIS Department will cooperate with such personnel and allow full access to the GIS database.
- 6) The City and County each to pay one half (1/2) the cost of mission-critical hardware and software. User licenses, including advanced licenses, may be purchased jointly for economies of scale. However, each party shall pay for licenses used by that party. Any acquisition of mission-critical hardware and software requires the prior approval of the Boone County Board and the City of Belvidere City Council. Any assets purchased pursuant to this section shall be divided equitably between the City and County upon any termination of this Agreement.
- 7) Miscellaneous.
 - A) This Agreement supersedes all prior agreements, negotiations and exhibits, and is a full integration of the entire agreement of the parties.

- B) This Agreement may be executed in any number of counterparts, each of which shall be deemed an original, but all of which shall constitute one and the same instrument.
- C) If any provision, covenant, agreement or portion of this Agreement, or its application to any person or entity is held invalid, such invalidity shall not affect the application of validity of any other provisions, covenants or portions of this Agreement, and to that end all provisions, covenants or portions of this Agreement are declared to be severable.
- D) Any Section titles or numbers are for convenience purposes only and shall not be considered in any interpretation of this Agreement.
- E) The foregoing recitals are incorporated herein by this reference.
- F) All notices related to this Agreement shall be in writing and shall be deemed delivered to the addressee two (2) days after deposit in the United States mail, postage prepaid, or one (1) day after deposit with any nationally known and reputable overnight courier service, charges prepaid, or one (1) day after delivery by facsimile accompanied by a confirmation indicating receipt of the facsimile. All notices shall be addressed as follows:

If to County: To: Board Chairman
Boone County Board
Boone County Courthouse
601 N. Main Street
Belvidere, Illinois 61008

With a Copy to: Boone County State's Attorney
Boone County Courthouse
601 N. Main Street
Belvidere, Illinois 61008

If to City: To: City Clerk
City of Belvidere
401 Whitney Boulevard, Suite 100
Belvidere, Illinois 61008

With a Copy to: City Attorney
City of Belvidere
401 Whitney Boulevard, Suite 100
Belvidere, Illinois 61008

Signed this _____ day of _____, 2020

By: _____
Chairman, Boone County Board

By: _____
Mayor, City of Belvidere

Attest: _____
Boone County Clerk

Attest: _____
City Clerk