

**Property Information**

Address: 222 N Main PIN: 05-26-431-014  
 Building Names:  
 Important Dates:  
 Historic Function: Residence  
 Current Function: Residence  
 Color Code Criteria: None  
 Outbuildings  
 Number: 0 Any Significant:   
 Architectural Style: Colonial Revival  
 Property Type: Residential  
 Approximate Age: 1900-1909  
 Condition: Heavily Altered  
 Potential for Integrity?



Photo: 222\_N\_Main\_St\_SURVEY\_Photo.tif

**Description**

The duplex building is two stories tall with a hipped roof and a rectangular plan. The main massing spans six bays wide by two bays deep. The south four bays are constructed of red brick and the north two bays have a parged foundation and frame construction. At the shallow eaves, the two sections are tied together with a wide cornice board. One brick chimney is located near the north wall, and another is situated near the ridge hip to the south. The front façade, facing east, is asymmetrical around a central recessed entry porch. Two decorative cast metal supports flank the opening, and inside the recess, which is clad in siding, there are two slab entrance doors. Typical windows on the brick section are pairs of 9/9 replacement double-hungs with square tops, faux shutters and brick sills. Two small round windows, now filled with 6 lite square sash, are located at the second floor and one small 1/1 double hung window is adjacent to the central entry porch. Typical windows on the frame section are single 6/6 double hung replacements with square tops, clad frames and faux shutters. A three-sided bay window with hipped roof and multi-lite sash is located adjacent to the central entry porch. Small additions at the rear are...

**Structure Information**

Structure: Frame  
 Foundation:  Stone  Concrete  Not Visible  
 Brick  Parged  
 Cladding:  Clapboard  Asphalt  
 Siding  Stucco  
 Shake  Stone  
 Board-and-Batten  Brick  
 Aluminum/Vinyl  Concrete Block  
 Asbestos  Metal

**Additions**

Type: Location:  
 Historic  Front  Rear  
 Non-Historic  Side  Roof

**Porch**

Type: Material:  
 Enclosed  Porte Cochere  Stone  Wood  
 Stoop  Wraparound  Brick  Concrete  
 Veranda  Multi-Story

Significance: Location:  
 Historic  Altered  Front  Rear  
 Side  Balcony

**Doors**

Leaf: One-Leaf  
 Material: Wood  
 Significance: Arrangement: Type:  
 Historic  Sidelights  Paneled  
 Replacement  Transom  Paneled w/Lights  
 Glazed

**Windows**

Type: Material: Significance:  
 Double-Hung  Steel  Original Windows  
 Sliding  Wood  Original Storms  
 Casement  Vinyl  Replaced Windows  
 Fixed  Aluminum  Replaced Storms

**Roof**

Type: Material: Dormers:  
 Gable  Mansard  Asphalt  Gable  
 Hipped  Shed  Metal  Hipped  
 Jerkinhead  Flat  Slate  Shed  
 Gambrel  Shake  Jerkin  
 Clay Tile

**Chimney**

Material:  Brick  Concrete Block  Stone

**NR ELIGIBILITY**

Individual Eligibility   
 District Eligibility:   
 District Name:  
 Belvidere Old Town District

Contributing:   
 Non-Contributing:

- Events (NR-A)
- Persons (NR-B)
- Architecture (NR-C)
- Archaeology (NR-D)

**LOCAL ELIGIBILITY**

Individual Eligibility:   
 District Eligibility:   
 District Name:  
 Belvidere Courthouse Square  
 Local Historic District

Contributing:   
 Non-Contributing:

- Events 2
- Persons 3
- Architecture 4, 5, 6, 8
- Archaeology
- Other 1, 7, 9, 10, 11

**Property Information**

Address: 305 N Main PIN: 05-26-288-005  
 Building Names:  
 Important Dates:  
 Historic Function: Residence  
 Current Function: Residence  
 Color Code Criteria: Yellow  
 Outbuildings  
 Number: 1 Any Significant:   
 Architectural Style: Greek Revival  
 Property Type: Residential  
 Approximate Age: 1850-1859  
 Condition: Good  
 Potential for Integrity?



Photo: 305\_N\_Main\_St\_SURVEY\_Photo.tif

**Description**

The single family dwelling is two stories tall with upright and wing massing and a gabled roof. The upright massing spans two bays wide by three bays deep, and the wing spans one bay wide by two bays deep. The foundation is not visible and the walls are clad in vinyl siding. A brick chimney is located on center at the north gable end wall. The front façade, facing south, has asymmetrical window placement around a central entry porch. Here, a low concrete stoop and turned wood columns support a hipped porch roof. The single leaf entry door is a replacement. Original window openings are taller at the first floor, and the original windows have been replaced with 1/1 double-hungs with clad frames. Along the west elevation there are two first floor windows and a side entrance at the northwest corner. Similar to the front porch, the side porch has a small gabled roof. At the rear, a small one story gable roof addition is clad in siding. Set at the northwest corner of the lot there is a modern two-car garage with a gabled roof clad in siding. The massing, size and arrangement of feature suggest that this was constructed in the settlement era. However, the integrity of this early structure has been compromised and many elements have been altered.

**Structure Information**

Structure: Frame  
 Foundation:  Stone  Concrete  Not Visible  
 Brick  Parged  
 Cladding:  Clapboard  Asphalt  
 Siding  Stucco  
 Shake  Stone  
 Board-and-Batten  Brick  
 Aluminum/Vinyl  Concrete Block  
 Asbestos  Metal

**Additions**

Type: Location:  
 Historic  Front  Rear  
 Non-Historic  Side  Roof

**Porch**

Type: Material:  
 Enclosed  Porte Cochere  Stone  Wood  
 Stoop  Wraparound  Brick  Concrete  
 Veranda  Multi-Story

Significance: Location:  
 Historic  Altered  Front  Rear  
 Side  Balcony

**Doors**

Leaf: One-Leaf  
 Material: Metal  
 Significance: Arrangement: Type:  
 Historic  Sidelights  Paneled  
 Replacement  Transom  Paneled w/Lights  
 Glazed

**Windows**

Type: Material: Significance:  
 Double-Hung  Steel  Original Windows  
 Sliding  Wood  Original Storms  
 Casement  Vinyl  Replaced Windows  
 Fixed  Aluminum  Replaced Storms

**Roof**

Type: Material: Dormers:  
 Gable  Mansard  Asphalt  Gable  
 Hipped  Shed  Metal  Hipped  
 Jerkinhead  Flat  Slate  Shed  
 Gambrel  Shake  Jerkin  
 Clay Tile

**Chimney**

Material:  Brick  Concrete Block  Stone

**NR ELIGIBILITY**

Individual Eligibility   
 District Eligibility:   
 District Name:  
 Belvidere Old Town NRHP  
 District  
 Contributing:   
 Non-Contributing:   
 Events (NR-A)  
 Persons (NR-B)  
 Architecture (NR-C)  
 Archaeology (NR-D)

**LOCAL ELIGIBILITY**

Individual Eligibility:   
 District Eligibility:   
 District Name:  
 Contributing:   
 Non-Contributing:   
 Events 2  
 Persons 3  
 Architecture 4, 5, 6, 8  
 Archaeology  
 Other 1, 7, 9, 10, 11

**Belvidere Historic Resources Inventory:  
Courthouse Square Area**

No. 37  
Survey Date: 4/12/2014

**Property Information**

Address: 310 N Main St PIN: 05-26-287-006  
 Building Names:  
 Important Dates:  
 Historic Function: Residence  
 Current Function: Residence  
 Color Code Criteria: Orange  
 Outbuildings  
 Number: 1 Any Significant:   
 Architectural Style: Queen Anne  
 Property Type: Residential  
 Approximate Age: 1890-1899  
 Condition: Good  
 Potential for Integrity?



Photo: 310\_N\_Main\_St\_SURVEY\_Photo.tif

**Structure Information**

Structure: Masonry  
 Foundation:  Stone  Concrete  Not Visible  
 Brick  Parged  
 Cladding:  Clapboard  Asphalt  
 Siding  Stucco  
 Shake  Stone  
 Board-and-Batten  Brick  
 Aluminum/Vinyl  Concrete Block  
 Asbestos  Metal

**Description**

The Queen Anne, single family brick house is two stories with a steeply pitched hipped and cross-gabled roof and massing. The first floor is raised on a coursed limestone foundation with a dressed-stone water table and the walls are constructed of cream colored brick laid in a running bond. The internal brick chimney is centrally located on the hipped roof. The primary façade, facing east, is asymmetrical with a prominent front gable and the main entrance is located at the northeast corner. Window openings are centered under the gable: two windows at the second floor and a bay at the first floor. The bay contains two windows and is shallow with curved corners clad in scalloped shingles. The bay roof is hipped to meet the second floor window sills. The main entrance is located at a small concrete stoop with a simple railing, turned wood columns and a short, flat mansard roof. Set back one window bay, the south and north projecting cross gable elevations have symmetrical façades with two centered windows. The original brick rear wing, extending to the west, is one story tall with a gabled roof. A small enclosed porch and addition were added around the rear wing. The tall, narrow 1/1 windows have rectangular sash with segmental-arch...

**Additions**

Type: Location:  
 Historic  Front  Rear  
 Non-Historic  Side  Roof

**Porch**

Type: Material:  
 Enclosed  Porte Cochere  Stone  Wood  
 Stoop  Wraparound  Brick  Concrete  
 Veranda  Multi-Story

Significance: Location:  
 Historic  Altered  Front  Rear  
 Side  Balcony

**Doors**

Leaf: One-Leaf  
 Material: Wood  
 Significance: Arrangement: Type:  
 Historic  Sidelights  Paneled  
 Replacement  Transom  Paneled w/Lights  
 Glazed

**Windows**

Type: Material: Significance:  
 Double-Hung  Steel  Original Windows  
 Sliding  Wood  Original Storms  
 Casement  Vinyl  Replaced Windows  
 Fixed  Aluminum  Replaced Storms

**Roof**

Type: Material: Dormers:  
 Gable  Mansard  Asphalt  Gable  
 Hipped  Shed  Metal  Hipped  
 Jerkinhead  Flat  Slate  Shed  
 Gambrel  Shake  Jerkin  
 Clay Tile

**Chimney**

Material:  Brick  Concrete Block  Stone

**NR ELIGIBILITY**

Individual Eligibility:

District Eligibility:

District Name:

Belvidere Old Town NRHP District

Contributing:

Non-Contributing:

- Events (NR-A)
- Persons (NR-B)
- Architecture (NR-C)
- Archaeology (NR-D)

**LOCAL ELIGIBILITY**

Individual Eligibility:

District Eligibility:

District Name:

Contributing:

Non-Contributing:

- Events 2
- Persons 3
- Architecture 4, 5, 6, 8
- Archaeology
- Other 1, 7, 9, 10, 11

**Property Information**

Address: 316 N Main St PIN: 05-26-287-005  
 Building Names:  
 Important Dates:  
 Historic Function: Residence  
 Current Function: Apartments  
 Color Code Criteria: None  
 Outbuildings  
 Number: 1 Any Significant:   
 Architectural Style: Queen Anne  
 Property Type: Residential  
 Approximate Age: 1870-1879  
 Condition: Fair  
 Potential for Integrity?



Photo: 316\_N\_Main\_St\_SURVEY\_Photo.tif

**Structure Information**

Structure: Frame  
 Foundation:  Stone  Concrete  Not Visible  
 Brick  Parged  
 Cladding:  Clapboard  Asphalt  
 Siding  Stucco  
 Shake  Stone  
 Board-and-Batten  Brick  
 Aluminum/Vinyl  Concrete Block  
 Asbestos  Metal

**Additions**

Type: Location:  
 Historic  Front  Rear  
 Non-Historic  Side  Roof

**Porch**

Type: Material:  
 Enclosed  Porte Cochere  Stone  Wood  
 Stoop  Wraparound  Brick  Concrete  
 Veranda  Multi-Story

Significance: Location:  
 Historic  Altered  Front  Rear  
 Side  Balcony

**Doors**

Leaf: One-Leaf  
 Material: Wood  
 Significance: Arrangement: Type:  
 Historic  Sidelights  Paneled w/Lights  
 Replacement  Transom  Glazed

**Windows**

Type: Material: Significance:  
 Double-Hung  Steel  Original Windows  
 Sliding  Wood  Original Storms  
 Casement  Vinyl  Replaced Windows  
 Fixed  Aluminum  Replaced Storms

**Roof**

Type: Material: Dormers:  
 Gable  Mansard  Asphalt  Gable  
 Hipped  Shed  Metal  Hipped  
 Jerkinhead  Flat  Slate  Shed  
 Gambrel  Shake  Jerkin  
 Clay Tile

**Chimney**

Material:  Brick  Concrete Block  Stone

**Description**

The Queen Anne, multi-unit dwelling is two stories with a steeply pitched cross-gabled roof and "T" shaped plan. The first floor is raised on parged foundation and the walls are clad in replacement siding. A brick chimney is located on the inside corner of the north elevation. The primary façade, facing east, is symmetrical with a prominent front gable and centered window openings. The main entrance is located at the southeast inside corner off a modified shed roof porch. Window openings are centered under the front gable with a pair of double hung windows at the second floor and a large plate glass window at the first floor. Set back one window bay, the south and north projecting cross gable elevations have symmetrical façades with two centered windows. However, a covered wood stairway leading to the second floor was added at the north elevation and obstructs most of that façade's features. A rear wing, extending to the west, is one story tall with a gabled roof. The tall, narrow 1/1 windows have rectangular sash and clad frames, and small rectangular basement windows pierce the foundation. All original windows have been replaced. Though little to no detailing remains, this dwelling likely had a Queen Anne style. However...

**NR ELIGIBILITY**

Individual Eligibility:   
 District Eligibility:   
 District Name:  
 Belvidere Old Town District

Contributing:   
 Non-Contributing:

- Events (NR-A)
- Persons (NR-B)
- Architecture (NR-C)
- Archaeology (NR-D)

**LOCAL ELIGIBILITY**

Individual Eligibility:   
 District Eligibility:   
 District Name:

Contributing:   
 Non-Contributing:

- Events 2
- Persons 3
- Architecture 4, 5, 6, 8
- Archaeology
- Other 1, 7, 9, 10, 11

**Property Information**

Address: 317 N Main PIN: 05-26-288-001  
 Building Names:  
 Important Dates:  
 Historic Function: Utility Building  
 Current Function: Utility Building  
 Color Code Criteria: Yellow  
 Outbuildings  
 Number: 0 Any Significant:   
 Architectural Style: Cape Cod  
 Property Type: Institutional  
 Approximate Age: 1950-1959  
 Condition: Good  
 Potential for Integrity?



Photo: 317\_N\_Main\_St\_SURVEY\_Photo.tif

**Description**

The Minimal Traditional utility building is one-and-one-half stories tall with a steeply pitched side gabled roof, rectangular plan and attached garage. This small building was designed to mimic a residential Cape Cod style in order to blend into the surrounding neighborhood. Built on a concrete slab, the red brick walls are laid in a common bond with a brick chimney located at the north gable end wall. The massing is composed of a slightly taller main section and a lower garage section. The primary façade, facing west, is asymmetrical with a single leaf metal entrance door adjacent to a large glass block window. Two small gabled dormers with 6 lite wood sash are clad in siding. The one-car garage has an industrial metal roll door. The main massing and intent of this utility building survive, though several elements have been altered.

**Structure Information**

Structure: Masonry  
 Foundation:  Stone  Concrete  Not Visible  
 Brick  Parged  
 Cladding:  Clapboard  Asphalt  
 Siding  Stucco  
 Shake  Stone  
 Board-and-Batten  Brick  
 Aluminum/Vinyl  Concrete Block  
 Asbestos  Metal

**Additions**

Type: Location:  
 Historic  Front  Rear  
 Non-Historic  Side  Roof

**Porch**

Type: Material:  
 Enclosed  Porte Cochere  Stone  Wood  
 Stoop  Wraparound  Brick  Concrete  
 Veranda  Multi-Story

Significance: Location:  
 Historic  Altered  Front  Rear  
 Side  Balcony

**Doors**

Leaf: One-Leaf  
 Material: Metal  
 Significance: Arrangement: Type:  
 Historic  Sidelights  Paneled  
 Replacement  Transom  Paneled w/Lights  
 Glazed

**Windows**

Type: Material: Significance:  
 Double-Hung  Steel  Original Windows  
 Sliding  Wood  Original Storms  
 Casement  Vinyl  Replaced Windows  
 Fixed  Aluminum  Replaced Storms

**Roof**

Type: Material: Dormers:  
 Gable  Mansard  Asphalt  Gable  
 Hipped  Shed  Metal  Hipped  
 Jerkinhead  Flat  Slate  Shed  
 Gambrel  Shake  Jerkin  
 Clay Tile

**Chimney**

Material:  Brick  Concrete Block  Stone

**NR ELIGIBILITY**

Individual Eligibility:   
 District Eligibility:

District Name:  
 Belvidere Old Town NRHP District

Contributing:   
 Non-Contributing:

Events (NR-A)  
 Persons (NR-B)  
 Architecture (NR-C)  
 Archaeology (NR-D)

**LOCAL ELIGIBILITY**

Individual Eligibility:   
 District Eligibility:

District Name:

Contributing:   
 Non-Contributing:

Events 2  
 Persons 3  
 Architecture 4, 5, 6, 8  
 Archaeology  
 Other 1, 7, 9, 10, 11

**Property Information**

Address: 320 N Main St PIN: 05-26-287-004  
 Building Names: Templo Sinai AIC  
 Important Dates:  
 Historic Function: Church  
 Current Function: Church  
 Color Code Criteria: Yellow  
 Outbuildings  
 Number: 1 Any Significant:   
 Architectural Style: Gothic Revival  
 Property Type: Institutional  
 Approximate Age: 1890-1899  
 Condition: Fair  
 Potential for Integrity?



Photo: 320\_N\_Main\_St\_SURVEY\_Photo.tif

**Description**

The Carpenter Gothic style center steep church has a steeply pitched gabled roof and rectangular plan with massing three bays wide by four bays deep. The main floor level is raised on a parged masonry foundation and the walls are clad in siding. The primary façade, facing east, is symmetrical with a projecting tower flanked by lancet windows. The original decorative tower lantern, seen in historic photographs, has been removed. A low-pitched overhang and flat roof, sitting level with the gable ridge, remains but is missing decorative brackets. At the base of the tower, a pair of unoriginal entrance doors and a modified transom are recessed in a pointed arch opening. Above the entrance, a tall lancet window has been covered up or removed. Along the south, east and north elevations, the original lancet openings remain, though they have been modified with fixed tops and short double-hungs. The original windows were 4/4 double hungs with shutters. At the west façade, two brick chimneys flank a three-sided alter bay with a hipped roof. Two wood lancet windows set with opalescent art glass remain. A small one story entrance addition at the southwest corner is sided and has a shed roof. Small rectangular windows pierce the foundation. While...

**Structure Information**

Structure: Frame  
 Foundation:  Stone  Concrete  Not Visible  
 Brick  Parged  
 Cladding:  Clapboard  Asphalt  
 Siding  Stucco  
 Shake  Stone  
 Board-and-Batten  Brick  
 Aluminum/Vinyl  Concrete Block  
 Asbestos  Metal

**Additions**

Type: Location:  
 Historic  Front  Rear  
 Non-Historic  Side  Roof

**Porch**

Type: Material:  
 Enclosed  Porte Cochere  Stone  Wood  
 Stoop  Wraparound  Brick  Concrete  
 Veranda  Multi-Story

Significance: Location:  
 Historic  Altered  Front  Rear  
 Side  Balcony

**Doors**

Leaf: Two-Leaf  
 Material: Metal  
 Significance: Arrangement: Type:  
 Historic  Sidelights  Paneled  
 Replacement  Transom  Paneled w/Lights  
 Glazed

**Windows**

Type: Material: Significance:  
 Double-Hung  Steel  Original Windows  
 Sliding  Wood  Original Storms  
 Casement  Vinyl  Replaced Windows  
 Fixed  Aluminum  Replaced Storms

**Roof**

Type: Material: Dormers:  
 Gable  Mansard  Asphalt  Gable  
 Hipped  Shed  Metal  Hipped  
 Jerkinhead  Flat  Slate  Shed  
 Gambrel  Shake  Jerkin  
 Clay Tile

**Chimney**

Material:  Brick  Concrete Block  Stone

**NR ELIGIBILITY**

Individual Eligibility   
 District Eligibility:

**District Name:**

Belvidere Old Town NRHP District

Contributing:   
 Non-Contributing:

- Events (NR-A)
- Persons (NR-B)
- Architecture (NR-C)
- Archaeology (NR-D)

**LOCAL ELIGIBILITY**

Individual Eligibility:   
 District Eligibility:

**District Name:**

Contributing:   
 Non-Contributing:

- Events 2
- Persons 3
- Architecture 4, 5, 6, 8
- Archaeology
- Other 1, 7, 9, 10, 11

**Property Information**

Address: 411 N Main PIN: 05-26-283-010  
 Building Names: Pastor Residence for St. Johns Church  
 Important Dates:  
 Historic Function: Residence  
 Current Function: Residence  
 Color Code Criteria: Yellow  
 Outbuildings  
 Number: 1 Any Significant:   
 Architectural Style: Mid-Century  
 Property Type: Residential  
 Approximate Age: 1950-1959  
 Condition: Good/Excellent  
 Potential for Integrity?



Photo: 411\_N\_Main\_St\_SURVEY\_Photo.tif

**Description**

This mid-century Period Revival single family home is one-and-one-half stories tall with boxy plan and gabled roof. The walls are constructed of yellow brick laid in a running bond. The primary massing is side gabled with a prominent front gable at the west façade and a brick chimney at the north gable end wall. The off-center gable gives the façade an asymmetrical layout and a large window assembly composed of a picture window flanked by double-hungs is centered at the first floor. Above, a small 1/1 double-hung is situated in the open gable. Adjacent to this, the main entrance is located off a wood porch and handicap accessible ramp. The original single-leaf entrance door has two horizontal lites with panels below, while the storm door features a scallop-edge top lite and cross-buck paneling below. The doorway is framed by simplified wide boards and a ribbed metal awning is installed over the entrance. Windows along the secondary façades are paired and or single and basement windows are small and rectangular. The original windows have been replaced and the framing has been clad. A modern, two car, gable roof garage is located to the north of the house. Though the loss of original elements has...

**Structure Information**

Structure: Masonry  
 Foundation:  Stone  Concrete  Not Visible  
 Brick  Parged  
 Cladding:  Clapboard  Asphalt  
 Siding  Stucco  
 Shake  Stone  
 Board-and-Batten  Brick  
 Aluminum/Vinyl  Concrete Block  
 Asbestos  Metal

**Additions**

Type: Location:  
 Historic  Front  Rear  
 Non-Historic  Side  Roof

**Porch**

Type: Material:  
 Enclosed  Porte Cochere  Stone  Wood  
 Stoop  Wraparound  Brick  Concrete  
 Veranda  Multi-Story

Significance: Location:  
 Historic  Altered  Front  Rear  
 Side  Balcony

**Doors**

Leaf: One-Leaf  
 Material: Wood  
 Significance: Arrangement: Type:  
 Historic  Sidelights  Paneled w/Lights  
 Replacement  Transom  Glazed

**Windows**

Type: Material: Significance:  
 Double-Hung  Steel  Original Windows  
 Sliding  Wood  Original Storms  
 Casement  Vinyl  Replaced Windows  
 Fixed  Aluminum  Replaced Storms

**Roof**

Type: Material: Dormers:  
 Gable  Mansard  Asphalt  Gable  
 Hipped  Shed  Metal  Hipped  
 Jerkinhead  Flat  Slate  Shed  
 Gambrel  Shake  Jerkin  
 Clay Tile

**Chimney**

Material:  Brick  Concrete Block  Stone

**NR ELIGIBILITY**

Individual Eligibility:

District Eligibility:

District Name:

Belvidere Old Town NRHP District

Contributing:

Non-Contributing:

- Events (NR-A)
- Persons (NR-B)
- Architecture (NR-C)
- Archaeology (NR-D)

**LOCAL ELIGIBILITY**

Individual Eligibility:

District Eligibility:

District Name:

Contributing:

Non-Contributing:

- Events 2
- Persons 3
- Architecture 4, 5, 6, 8
- Archaeology
- Other 1, 7, 9, 10, 11

**Property Information**

Address: 401 N Main PIN: 05-26-283-010  
 Building Names: St. John's United Church of Christ  
 Important Dates: August 18, 1907  
 Historic Function: Evangelische St. Johannes Kirche  
 Current Function: St. Johns United Church of Christ  
 Color Code Criteria: Red  
 Outbuildings  
 Number: 1 Any Significant:   
 Architectural Style: Richardsonian Romanesque  
 Property Type: Institutional  
 Approximate Age: 1900-1909  
 Condition: Excellent  
 Potential for Integrity?



Photo: 401\_N\_Main\_St\_SURVEY\_Photo.tif

**Description**

The Romanesque Revival church is constructed of red brick and has a steeply pitch gable roof, corner tower and rectangular massing. A one-and-one-half story sanctuary level is raised on a lookout basement, and the tower rises two levels above the basement. The front façade, facing west, is dominated by a shaped, parapeted gable and an engaged corner tower. A large arch-top window is centered below the gable, set with intricate tracery and art glass windows. The tower, also parapeted with diminutive shaped gables, has corbelled bracing at each corner, flaring out from two-and-one-half stories down. The tower lantern is decorated with scalloped louvers, and a large, limestone plaque reading "Evangelische St. Johannes Kirche" is inset above a large gabled entry portico. Within the porch, an arched wood ceiling echoes the transom above a pair of entry doors with cross shaped lites. Two wood and plaster supports rest on brick knee walls and a concrete stoop. Along the nave, facing north and south, there are also arch topped windows and set with art glass. At the east elevation, a central chimney stack is flanked by two 1 lite attic windows. Basement windows have been replaced with 1/1 double hung windows, and all square topped windows on primary facades are trimmed with...

**Structure Information**

Structure: Masonry  
 Foundation:  Stone  Concrete  Not Visible  
 Brick  Parged  
 Cladding:  Clapboard  Asphalt  
 Siding  Stucco  
 Shake  Stone  
 Board-and-Batten  Brick  
 Aluminum/Vinyl  Concrete Block  
 Asbestos  Metal

**Additions**

Type: Location:  
 Historic  Front  Rear  
 Non-Historic  Side  Roof

**Porch**

Type: Material:  
 Enclosed  Porte Cochere  Stone  Wood  
 Stoop  Wraparound  Brick  Concrete  
 Veranda  Multi-Story

Significance: Location:  
 Historic  Altered  Front  Rear  
 Side  Balcony

**Doors**

Leaf: Two-Leaf  
 Material: Wood  
 Significance: Arrangement: Type:  
 Historic  Sidelights  Paneled  
 Replacement  Transom  Paneled w/Lights  
 Glazed

**Windows**

Type: Material: Significance:  
 Double-Hung  Steel  Original Windows  
 Sliding  Wood  Original Storms  
 Casement  Vinyl  Replaced Windows  
 Fixed  Aluminum  Replaced Storms

**Roof**

Type: Material: Dormers:  
 Gable  Mansard  Asphalt  Gable  
 Hipped  Shed  Metal  Hipped  
 Jerkinhead  Flat  Slate  Shed  
 Gambrel  Clay Tile  Shake  Jerkin

**Chimney**

Material:  Brick  Concrete Block  Stone

**NR ELIGIBILITY**

Individual Eligibility   
 District Eligibility:

District Name:  
 Belvidere Old Town NRHP  
 District

Contributing:   
 Non-Contributing:

Events (NR-A)  
 Persons (NR-B)  
 Architecture (NR-C)  
 Archaeology (NR-D)

**LOCAL ELIGIBILITY**

Individual Eligibility:   
 District Eligibility:

District Name:

Contributing:   
 Non-Contributing:

Events 2  
 Persons 3  
 Architecture 4, 5, 6, 8  
 Archaeology  
 Other 1, 7, 9, 10, 11



**Property Information**

Address: 404 N Main PIN: 05-26-282-008  
 Building Names:  
 Important Dates:  
 Historic Function: Residence  
 Current Function: Apartments  
 Color Code Criteria: None  
 Outbuildings  
 Number: 0 Any Significant:   
 Architectural Style: Queen Anne  
 Property Type: Residential  
 Approximate Age: 1900-1909  
 Condition: Good/Excellent  
 Potential for Integrity?



Photo: 404\_N\_Main\_St\_SURVEY\_Photo.tif

**Description**

The Queen Anne, single family frame house is two stories tall with a steeply pitched hipped roof with cross gables, giving each façade an asymmetrical appearance. The first floor is raised on a parged masonry foundation, the exterior is clad in siding, and the internal brick chimney is centered on the hipped roof. At the front façade, facing east, there is a prominent open gable with off-center windows at the first and second floors. A small front entrance porch is situated at the northeast corner. Simple metal trellis posts support a short, flat mansard porch roof and rock-faced concrete blocks form the stoop. The single-leaf entrance door has been replaced. The north and south cross gables have centered windows and a one-story three-sided window bay is located on the south façade. The one-and-one-half story rear wing with gabled roof extends to the west. A small one-story enclosed porch at the southwest corner has a rock-faced concrete foundation and a flat roof. An original flat roof rear porch at the northwest corner has been enclosed. The double-hung 1/1 windows have rectangular sash with clad framing. Windows are paired at the second floor, with two wide windows at the first floor's front...

**Structure Information**

Structure: Frame  
 Foundation:  Stone  Concrete  Not Visible  
 Brick  Parged  
 Cladding:  Clapboard  Asphalt  
 Siding  Stucco  
 Shake  Stone  
 Board-and-Batten  Brick  
 Aluminum/Vinyl  Concrete Block  
 Asbestos  Metal

**Additions**

Type: Location:  
 Historic  Front  Rear  
 Non-Historic  Side  Roof

**Porch**

Type: Material:  
 Enclosed  Porte Cochere  Stone  Wood  
 Stoop  Wraparound  Brick  Concrete  
 Veranda  Multi-Story

Significance: Location:  
 Historic  Altered  Front  Rear  
 Side  Balcony

**Doors**

Leaf: One-Leaf  
 Material: Wood  
 Significance: Arrangement: Type:  
 Historic  Sidelights  Paneled w/Lights  
 Replacement  Transom  Glazed

**Windows**

Type: Material: Significance:  
 Double-Hung  Steel  Original Windows  
 Sliding  Wood  Original Storms  
 Casement  Vinyl  Replaced Windows  
 Fixed  Aluminum  Replaced Storms

**Roof**

Type: Material: Dormers:  
 Gable  Mansard  Asphalt  Gable  
 Hipped  Shed  Metal  Hipped  
 Jerkinhead  Flat  Slate  Shed  
 Gambrel  Shake  Jerkin  
 Clay Tile

**Chimney**

Material:  Brick  Concrete Block  Stone

**NR ELIGIBILITY**

Individual Eligibility:

District Eligibility:

District Name:

Belvidere Old Town NRHP District

Contributing:

Non-Contributing:

- Events (NR-A)
- Persons (NR-B)
- Architecture (NR-C)
- Archaeology (NR-D)

**LOCAL ELIGIBILITY**

Individual Eligibility:

District Eligibility:

District Name:

Contributing:

Non-Contributing:

- Events 2
- Persons 3
- Architecture 4, 5, 6, 8
- Archaeology
- Other 1, 7, 9, 10, 11

**Property Information**

Address: 408 N Main PIN: 05-26-282-007  
 Building Names:  
 Important Dates:  
 Historic Function: Residence  
 Current Function: Residence  
 Color Code Criteria: None  
 Outbuildings  
 Number: 1 Any Significant:   
 Architectural Style: Queen Anne  
 Property Type: Residential  
 Approximate Age: 1900-1909  
 Condition: Good/Excellent  
 Potential for Integrity?



Photo: 408\_N\_Main\_St\_SURVEY\_Photo.tif

**Structure Information**

Structure: Frame  
 Foundation:  Stone  Concrete  Not Visible  
 Brick  Parged  
 Cladding:  Clapboard  Asphalt  
 Siding  Stucco  
 Shake  Stone  
 Board-and-Batten  Brick  
 Aluminum/Vinyl  Concrete Block  
 Asbestos  Metal

**Description**

The two story residence has an Upright-and-wing form with a t-shaped footprint. The first floor is raised on a foundation of parged masonry and is clad in contemporary vinyl siding. The main front gabled massing, facing east, is two bays wide and deep with symmetrical window arrangement. A large, unoriginal tripartite window is located at the first floor and two 1/1 double-hung windows are at the second floor. The side gable wing is one-and-one half stories tall and is two bays wide by one bay deep. At the wing there is an enclosed front porch with a hipped roof. The window framing is clad and the original windows have been replaced with 1/1 double hung windows and a few faux shutters. A few small 1-lite windows pierce the foundation. At the northwest corner there is a small, one story gable and shed roof addition. The plan arrangement and height suggest that this is an example of a very popular 19th century Midwest farmhouse type. However, several elements have been replaced or altered, compromising the dwelling's integrity.

**Additions**

Type:  Historic  Non-Historic  
 Location:  Front  Rear  
 Side  Roof

**Porch**

Type:  Enclosed  Porte Cochere  Stoop  Wraparound  Veranda  Multi-Story  
 Material:  Stone  Wood  Brick  Concrete  
 Significance:  Historic  Altered  
 Location:  Front  Rear  Side  Balcony

**Doors**

Leaf: One-Leaf  
 Material:  Historic  Replacement  
 Arrangement:  Sidelights  Transom  
 Type:  Paneled  Paneled w/Lights  Glazed

**Windows**

Type:  Double-Hung  Sliding  Casement  Fixed  
 Material:  Steel  Wood  Vinyl  Aluminum  
 Significance:  Original Windows  Original Storms  Replaced Windows  Replaced Storms

**Roof**

Type:  Gable  Hipped  Jerkinhead  Gambrel  
 Mansard  Shed  Flat  
 Material:  Asphalt  Metal  Slate  Shake  Clay Tile  
 Dormers:  Gable  Hipped  Shed  Jerkin

**Chimney**

Material:  Brick  Concrete Block  Stone

**NR ELIGIBILITY**

Individual Eligibility:   
 District Eligibility:   
 District Name:  
 Belvidere Old Town NRHP District  
 Contributing:   
 Non-Contributing:   
 Events (NR-A)  
 Persons (NR-B)  
 Architecture (NR-C)  
 Archaeology (NR-D)

**LOCAL ELIGIBILITY**

Individual Eligibility:   
 District Eligibility:   
 District Name:  
 Contributing:   
 Non-Contributing:   
 Events 2  
 Persons 3  
 Architecture 4, 5, 6, 8  
 Archaeology  
 Other 1, 7, 9, 10, 11

**Property Information**

Address: 412 N Main PIN: 05-26-282-005  
 Building Names:  
 Important Dates:  
 Historic Function: Residence  
 Current Function: Residence  
 Color Code Criteria: Yellow  
 Outbuildings  
 Number: 1 Any Significant:   
 Architectural Style: Queen Anne  
 Property Type: Residential  
 Approximate Age: 1900-1909  
 Condition: Good/Excellent  
 Potential for Integrity?



Photo: 412\_N\_Main\_St\_SURVEY\_Photo.tif

**Structure Information**

Structure: Frame  
 Foundation:  Stone  Concrete  Not Visible  
 Brick  Parged  
 Cladding:  Clapboard  Asphalt  
 Siding  Stucco  
 Shake  Stone  
 Board-and-Batten  Brick  
 Aluminum/Vinyl  Concrete Block  
 Asbestos  Metal

**Additions**

Type: Location:  
 Historic  Front  Rear  
 Non-Historic  Side  Roof

**Porch**

Type: Material:  
 Enclosed  Porte Cochere  Stone  Wood  
 Stoop  Wraparound  Brick  Concrete  
 Veranda  Multi-Story  
 Significance: Location:  
 Historic  Altered  Front  Rear  
 Side  Balcony

**Doors**

Leaf: One-Leaf  
 Material: Wood  
 Significance: Arrangement: Type:  
 Historic  Sidelights  Paneled  
 Replacement  Transom  Paneled w/Lights  
 Glazed

**Windows**

Type: Material: Significance:  
 Double-Hung  Steel  Original Windows  
 Sliding  Wood  Original Storms  
 Casement  Vinyl  Replaced Windows  
 Fixed  Aluminum  Replaced Storms

**Roof**

Type: Material: Dormers:  
 Gable  Mansard  Asphalt  Gable  
 Hipped  Shed  Metal  Hipped  
 Jerkinhead  Flat  Slate  Shed  
 Gambrel  Clay Tile  Shake  Jerkin

**Chimney**

Material:  Brick  Concrete Block  Stone

**Description**

The single family frame Victorian cottage is two stories with a steeply pitched roof and front gabled massing. The first floor is raised on a low parged foundation and the exterior is clad in wood clapboards. The primary elevation, facing east, has an asymmetrical arrangement of features that reflects its expanded side-hall plan, and the internal chimney is centrally located. To one side, the wood front porch has a short, mansard, flat roof which is supported by turned columns and an unoriginal enclosed base. The single-leaf entrance door has been replaced with a paneled and oval lited sash. Adjacent to the front entrance and porch, a three-sided window bay is located off-center on the façade. The bay's short mansard roof merges with the porch roof to form an irregular connection. Two second floor windows are located directly above the off-center first floor windows with a louvered wood attic vent located on center in the gable end. The windows have simple wood framing, and most of the original windows have been replaced with 1/1 vinyl double hungs. The south and north elevation windows are spaced evenly or nearly on center with two small 1-lite windows along the north elevation around the interior stair hall. Second...

**NR ELIGIBILITY**

Individual Eligibility:   
 District Eligibility:   
 District Name:  
 Belvidere Old Town NRHP District  
 Contributing:   
 Non-Contributing:

- Events (NR-A)
- Persons (NR-B)
- Architecture (NR-C)
- Archaeology (NR-D)

**LOCAL ELIGIBILITY**

Individual Eligibility:   
 District Eligibility:   
 District Name:  
 Contributing:   
 Non-Contributing:

- Events 2
- Persons 3
- Architecture 4, 5, 6, 8
- Archaeology
- Other 1, 7, 9, 10, 11

**Property Information**

Address: 423 N Main PIN: 05-26-283-001  
 Building Names:  
 Important Dates:  
 Historic Function: Residence  
 Current Function: Residence  
 Color Code Criteria: None  
 Outbuildings  
 Number: 0 Any Significant:   
 Architectural Style: Queen Anne  
 Property Type: Residential  
 Approximate Age: 1900-1909  
 Condition: Good/Excellent  
 Potential for Integrity?



Photo: 423\_N\_Main\_St\_SURVEY\_Photo.tif

**Description**

The single family frame cottage is two stories tall with a steeply pitched hipped roof with ell gables, giving each façade an asymmetrical appearance. The first floor is raised on a parged masonry foundation, the exterior is clad in siding, and the internal brick chimney is centered on the hipped roof. At the front façade, facing west, there is a prominent open gable with an unoriginal Chicago type window placed off center. At the second floor, a pair of double-hung windows is centered in the gable. A small front entrance porch is situated at the northwest corner. The original porch has been partially enclosed and heavily modified to include a shed roof, concrete stoop, and metal railings. The single-leaf entrance door is unoriginal. The north gable has a centered Chicago type window with a pair above. Windows on the south elevation are irregular sizes and placed asymmetrically. At the east elevation, a one story two-car garage has been attached. Its flat roof continues out to form an at-grade covered porch at the southeast corner. The tall narrow double-hung 1/1 windows have been replaced and their frames have been clad. Small rectangular basement windows pierce the foundation at irregular locations. The massing...

**Structure Information**

Structure: Frame  
 Foundation:  Stone  Concrete  Not Visible  
 Brick  Parged  
 Cladding:  Clapboard  Asphalt  
 Siding  Stucco  
 Shake  Stone  
 Board-and-Batten  Brick  
 Aluminum/Vinyl  Concrete Block  
 Asbestos  Metal

**Additions**

Type: Location:  
 Historic  Front  Rear  
 Non-Historic  Side  Roof

**Porch**

Type: Material:  
 Enclosed  Porte Cochere  Stone  Wood  
 Stoop  Wraparound  Brick  Concrete  
 Veranda  Multi-Story

Significance: Location:  
 Historic  Altered  Front  Rear  
 Side  Balcony

**Doors**

Leaf: One-Leaf  
 Material: Wood  
 Significance: Arrangement: Type:  
 Historic  Sidelights  Paneled w/Lights  
 Replacement  Transom  Glazed

**Windows**

Type: Material: Significance:  
 Double-Hung  Steel  Original Windows  
 Sliding  Wood  Original Storms  
 Casement  Vinyl  Replaced Windows  
 Fixed  Aluminum  Replaced Storms

**Roof**

Type: Material: Dormers:  
 Gable  Mansard  Asphalt  Gable  
 Hipped  Shed  Metal  Hipped  
 Jerkinhead  Flat  Slate  Shed  
 Gambrel  Shake  Jerkin  
 Clay Tile

**Chimney**

Material:  Brick  Concrete Block  Stone

**NR ELIGIBILITY**

Individual Eligibility:   
 District Eligibility:   
 District Name:

Contributing:   
 Non-Contributing:

- Events (NR-A)
- Persons (NR-B)
- Architecture (NR-C)
- Archaeology (NR-D)

**LOCAL ELIGIBILITY**

Individual Eligibility:   
 District Eligibility:   
 District Name:

Contributing:   
 Non-Contributing:

- Events 2
- Persons 3
- Architecture 4, 5, 6, 8
- Archaeology
- Other 1, 7, 9, 10, 11

**Property Information**

Address: 424 N Main PIN: 05-26-282-004  
 Building Names: Samuel Monroe Limestone Manse  
 Important Dates: 1842 (construction date)  
 Historic Function: Residence  
 Current Function: Residence  
 Color Code Criteria: Red  
 Outbuildings  
 Number: 1 Any Significant:   
 Architectural Style: Settlement  
 Property Type: Residential  
 Approximate Age: 1840-1849  
 Condition: Excellent  
 Potential for Integrity?



Photo: 424\_N\_Main\_St\_SURVEY\_Photo.tif

**Structure Information**

Structure: Masonry  
 Foundation:  Stone  Concrete  Not Visible  
 Brick  Parged  
 Cladding:  Clapboard  Asphalt  
 Siding  Stucco  
 Shake  Stone  
 Board-and-Batten  Brick  
 Aluminum/Vinyl  Concrete Block  
 Asbestos  Metal

**Additions**

Type:  Historic  Non-Historic  
 Location:  Front  Rear  
 Side  Roof

**Porch**

Type:  Enclosed  Porte Cochere  Stoop  Veranda  Multi-Story  
 Material:  Stone  Wood  Brick  Concrete  
 Significance:  Historic  Altered  
 Location:  Front  Rear  
 Side  Balcony

**Doors**

Leaf: One-Leaf  
 Material: Wood  
 Significance:  Historic  Replacement  
 Arrangement:  Sidelights  Transom  
 Type:  Paneled  Paneled w/Lights  
 Glazed

**Windows**

Type:  Double-Hung  Sliding  Casement  Fixed  
 Material:  Steel  Wood  Vinyl  Aluminum  
 Significance:  Original Windows  Original Storms  
 Replaced Windows  Replaced Storms

**Roof**

Type:  Gable  Hipped  Jerkinhead  Gambrel  
 Mansard  Shed  Flat  
 Material:  Asphalt  Metal  Slate  Shake  Clay Tile  
 Dormers:  Gable  Hipped  Shed  Jerkin

**Chimney**

Material:  Brick  Concrete Block  Stone

**Description**

The Settlement, single family house is two stories with a side-gabled roof and a rectangular plan spanning four windows bays wide and three bays deep. Constructed of rough-cut limestone in irregular courses, the walls are braced with two-iron tie bars. Larger corner stones are set as rudimentary quoining. While no chimney stacks are visible, the overall massing suggests a two room deep, asymmetrical "German" type plan. At the front and rear façades, facing east and west, the wide cornice board and shallow eaves are braced with simple drop-finial brackets. The first floor entrance, at grade, is plain with a wide trim moulding. The door is 3-lited and paneled. The absence of an entry porch is typical for Midwest examples of this style. Many original 6/6 double hung windows remain, while some bottom sashes have just one lite. The windows and doors have plain dressed stone lintels and lug sills. Shutters have been installed at the second story on the front facade. Connected at the south gable wall is a low, hipped roof addition. Clad in limestone to mimic the original walls, the walls are pierced with ganged and single casements and a large picture window. Set back to the west is a modern two-car, gabled barn clad with vertical wood boards. The size, construction, height and...

**NR ELIGIBILITY**

Individual Eligibility:   
 District Eligibility:   
 District Name:  
 Belvidere Old Town NRHP District  
 Contributing:   
 Non-Contributing:   
 Events (NR-A)  
 Persons (NR-B)  
 Architecture (NR-C)  
 Archaeology (NR-D)

**LOCAL ELIGIBILITY**

Individual Eligibility:   
 District Eligibility:   
 District Name:  
 Belvidere Courthouse Square Local Historic District  
 Contributing:   
 Non-Contributing:   
 Events 2  
 Persons 3  
 Architecture 4, 5, 6, 8  
 Archaeology  
 Other 1, 7, 9, 10, 11

**Belvidere Historic Resources Inventory:  
Courthouse Square Area**

No. 47  
Survey Date: 3/29/2014

**Property Information**

Address: 585 N Main St PIN: 05-26-277-006  
 Building Names:  
 Important Dates:  
 Historic Function:  
 Current Function: PARKING LOT  
 Color Code Criteria:  
 Outbuildings  
 Number: Any Significant:   
 Architectural Style:  
 Property Type:  
 Approximate Age:  
 Condition:  
 Potential for Integrity?





Photo: No Photo

**Description**



**Structure Information**

Structure:  
 Foundation:  Stone  Concrete  Not Visible  
 Brick  Parged  
 Cladding:  Clapboard  Asphalt  
 Siding  Stucco  
 Shake  Stone  
 Board-and-Batten  Brick  
 Aluminum/Vinyl  Concrete Block  
 Asbestos  Metal

**Additions**

Type: Location:  
 Historic  Front  Rear  
 Non-Historic  Side  Roof

**Porch**

Type: Material:  
 Enclosed  Porte Cochere  Stone  Wood  
 Stoop  Wraparound  Brick  Concrete  
 Veranda  Multi-Story

Significance: Location:  
 Historic  Altered  Front  Rear  
 Side  Balcony

**Doors**

Leaf: Type:  
 Material: Significance: Arrangement:  Paneled  
 Historic  Sidelights  Paneled w/Lights  
 Replacement  Transom  Glazed

**Windows**

Type: Material: Significance:  
 Double-Hung  Steel  Original Windows  
 Sliding  Wood  Original Storms  
 Casement  Vinyl  Replaced Windows  
 Fixed  Aluminum  Replaced Storms

**Roof**

Type: Material: Dormers:  
 Gable  Mansard  Asphalt  Gable  
 Hipped  Shed  Metal  Hipped  
 Jerkinhead  Flat  Slate  Shed  
 Gambrel  Clay Tile  Shake  Jerkin

**Chimney**

Material:  Brick  Concrete Block  Stone

**NR ELIGIBILITY**

Individual Eligibility:   
 District Eligibility:   
 District Name:

Contributing:   
 Non-Contributing:

- Events (NR-A)
- Persons (NR-B)
- Architecture (NR-C)
- Archaeology (NR-D)

**LOCAL ELIGIBILITY**

Individual Eligibility:   
 District Eligibility:   
 District Name:

Contributing:   
 Non-Contributing:

- Events 2
- Persons 3
- Architecture 4, 5, 6, 8
- Archaeology
- Other 1, 7, 9, 10, 11

**Property Information**

Address: 601 N Main PIN: 05-26-277-005  
 Building Names: Old Boone County Records Building  
 Important Dates:  
 Historic Function: Boone County Records Buildin  
 Current Function: Boone County Administration  
 Color Code Criteria: Orange  
 Outbuildings  
 Number: Any Significant:   
 Architectural Style: Italianate  
 Property Type: Institutional  
 Approximate Age: 1880-1889  
 Condition: Good  
 Potential for Integrity?



Photo: 601\_N\_Main\_St\_SURVEY\_Photo\_Records.tif

**Structure Information**

Structure: Masonry  
 Foundation:  Stone  Concrete  Not Visible  
 Brick  Parged  
 Cladding:  Clapboard  Asphalt  
 Siding  Stucco  
 Shake  Stone  
 Board-and-Batten  Brick  
 Aluminum/Vinyl  Concrete Block  
 Asbestos  Metal

**Additions**

Type: Location:  
 Historic  Front  Rear  
 Non-Historic  Side  Roof

**Porch**

Type: Material:  
 Enclosed  Porte Cochere  Stone  Wood  
 Stoop  Wraparound  Brick  Concrete  
 Veranda  Multi-Story

Significance: Location:  
 Historic  Altered  Front  Rear  
 Side  Balcony

**Doors**

Leaf: Two-Leaf  
 Material: Metal  
 Significance: Arrangement: Type:  
 Historic  Sidelights  Paneled  
 Replacement  Transom  Paneled w/Lights  
 Glazed

**Windows**

Type: Material: Significance:  
 Double-Hung  Steel  Original Windows  
 Sliding  Wood  Original Storms  
 Casement  Vinyl  Replaced Windows  
 Fixed  Aluminum  Replaced Storms

**Roof**

Type: Material: Dormers:  
 Gable  Mansard  Asphalt  Gable  
 Hipped  Shed  Metal  Hipped  
 Jerkinhead  Flat  Slate  Shed  
 Gambrel  Clay Tile  Shake  Jerkin

**Chimney**

Material:  Brick  Concrete Block  Stone

**Description**

This address is located on a sloping site and is composed of three separate buildings that have been joined together. To the north, there is the large and imposing 1850s Courthouse Building, and to the south the 1880s Records Building. Between, a wide 1980s hyphen connects these two structures and wraps around the rear elevations. The Records Building is built with similar features to the Courthouse, and represents a later interpretation of the Italianate style. Set on a foundation of dressed coursed stone and a stone water table, the walls are construction of red brick laid in a common bond. The building is two stories with a rectangular plan (three bays by two bays), hipped roof, and asymmetrical features. Raised brick piers group two of three bays across the front elevation, leaving the third bay to one side. Here a pair of round-top windows is placed over the round-top entrance. All window openings have round tops with raised brick hoods, though the original windows have been replaced. The metal cornice is decorated with dentil molding and brackets are located above the brick piers.

**NR ELIGIBILITY**

Individual Eligibility:   
 District Eligibility:   
 District Name:  
 Belvidere Old Town NRHP District  
 Contributing:   
 Non-Contributing:   
 Events (NR-A)  
 Persons (NR-B)  
 Architecture (NR-C)  
 Archaeology (NR-D)

**LOCAL ELIGIBILITY**

Individual Eligibility:   
 District Eligibility:   
 District Name:  
 Belvidere Courthouse Square Local Historic District  
 Contributing:   
 Non-Contributing:   
 Events 2  
 Persons 3  
 Architecture 4, 5, 6, 8  
 Archaeology  
 Other 1, 7, 9, 10, 11

**Property Information**

Address: 601 N Main PIN:  
 Building Names: Boone County Courthouse Addition  
 Important Dates:  
 Historic Function: Boone County Courthouse Addition  
 Current Function: Boone County Courthouse Addition  
 Color Code Criteria: None  
 Outbuildings  
 Number: Any Significant:   
 Architectural Style: Modern  
 Property Type: Institutional  
 Approximate Age: 1980-1989  
 Condition: Good/Excellent  
 Potential for Integrity?



Photo: 601\_N\_Main\_St\_SURVEY\_Photo\_Addition.tif

**Structure Information**

Structure: Masonry  
 Foundation:  Stone  Concrete  Not Visible  
 Brick  Parged  
 Cladding:  Clapboard  Asphalt  
 Siding  Stucco  
 Shake  Stone  
 Board-and-Batten  Brick  
 Aluminum/Vinyl  Concrete Block  
 Asbestos  Metal

**Additions**

Type: Location:  
 Historic  Front  Rear  
 Non-Historic  Side  Roof

**Porch**

Type: Material:  
 Enclosed  Porte Cochere  Stone  Wood  
 Stoop  Wraparound  Brick  Concrete  
 Veranda  Multi-Story

Significance: Location:  
 Historic  Altered  Front  Rear  
 Side  Balcony

**Doors**

Leaf: Two-Leaf  
 Material: Metal  
 Significance: Arrangement: Type:  
 Historic  Sidelights  Paneled  
 Replacement  Transom  Paneled w/Lights  
 Glazed

**Windows**

Type: Material: Significance:  
 Double-Hung  Steel  Original Windows  
 Sliding  Wood  Original Storms  
 Casement  Vinyl  Replaced Windows  
 Fixed  Aluminum  Replaced Storms

**Roof**

Type: Material: Dormers:  
 Gable  Mansard  Asphalt  Gable  
 Hipped  Shed  Metal  Hipped  
 Jerkinhead  Flat  Slate  Shed  
 Gambrel  Clay Tile  Shake  Jerkin

**Chimney**

Material:  Brick  Concrete Block  Stone

**Description**

This address is located on a sloping site and is composed of three separate buildings that have been joined together. To the north, there is the large and imposing 1850s Courthouse Building, and to the south the 1880s Administration Building. Between, a wide 1980s hyphen connects these two structures and wraps around the rear elevations. The late 20th century hyphen and addition is constructed of brown brick two stories tall with flat and shed roofs. The front façade is symmetrical with a central entry at grade. At the first floor, brickwork forms the large bands of windows into an upside-down "U" shape. At the second level, which has a slight overhang, a band of short 1-lite windows stretches the full width. The remainder of the addition to the east is boxy with irregularly placed windows.

**NR ELIGIBILITY**

Individual Eligibility   
 District Eligibility:

District Name:  
 Belvidere Old Town NRHP District

Contributing:   
 Non-Contributing:

- Events (NR-A)
- Persons (NR-B)
- Architecture (NR-C)
- Archaeology (NR-D)

**LOCAL ELIGIBILITY**

Individual Eligibility:   
 District Eligibility:

District Name:  
 Belvidere Courthouse Square Local Historic District

Contributing:   
 Non-Contributing:

- Events 2
- Persons 3
- Architecture 4, 5, 6, 8
- Archaeology
- Other 1, 7, 9, 10, 11



**Property Information**

Address: 601 N Main PIN:  
 Building Names: Boone County Courthouse  
 Important Dates: 1855  
 Historic Function: Boone County Courthouse  
 Current Function: Boone County Courthouse  
 Color Code Criteria: Orange  
 Outbuildings  
 Number: Any Significant:   
 Architectural Style: Italianate  
 Property Type: Institutional  
 Approximate Age: 1850-1859  
 Condition: Good  
 Potential for Integrity?



Photo: 601\_N\_Main\_St\_SURVEY\_Photo\_Courthouse.tif

**Description**

This address is located on a sloping site and is composed of three separate buildings that have been joined together. To the north, there is the large and imposing 1850s Courthouse Building, and to the south the 1880s Records Building. Between, a wide 1980s hyphen connects these two structures and wraps around the rear elevations. The Courthouse Building is in an early Italianate style with a square plan, slightly flared hipped roof, central engaged tower and symmetrical features. It stands three bays square and two stories tall, with the reconstructed frame tower rising two tiers above the roof. The building is set on a foundation of dressed coursed stone and stone water table, with red brick walls laid in a common bond. Several sections show remnants of a pigmented parging that gave the walls the look of having a running bond. There are also accents of brick corbelling and corner piers. The front entrance is centered at the base of the tower. The windows are tall with round tops and stone lugs sills, with raised brick lintels. Several openings are paired, and all the windows have been replaced with three-lite fixed sash. The wood cornice and eaves are bracketed.

**Structure Information**

Structure: Masonry  
 Foundation:  Stone  Concrete  Not Visible  
 Brick  Parged  
 Cladding:  Clapboard  Asphalt  
 Siding  Stucco  
 Shake  Stone  
 Board-and-Batten  Brick  
 Aluminum/Vinyl  Concrete Block  
 Asbestos  Metal

**Additions**

Type: Location:  
 Historic  Front  Rear  
 Non-Historic  Side  Roof

**Porch**

Type: Material:  
 Enclosed  Porte Cochere  Stone  Wood  
 Stoop  Wraparound  Brick  Concrete  
 Veranda  Multi-Story

Significance: Location:  
 Historic  Altered  Front  Rear  
 Side  Balcony

**Doors**

Leaf: One-Leaf  
 Material: Metal  
 Significance: Arrangement: Type:  
 Historic  Sidelights  Paneled  
 Replacement  Transom  Glazed

**Windows**

Type: Material: Significance:  
 Double-Hung  Steel  Original Windows  
 Sliding  Wood  Original Storms  
 Casement  Vinyl  Replaced Windows  
 Fixed  Aluminum  Replaced Storms

**Roof**

Type: Material: Dormers:  
 Gable  Mansard  Asphalt  Gable  
 Hipped  Shed  Metal  Hipped  
 Jerkinhead  Flat  Slate  Shed  
 Gambrel  Clay Tile  Shake  Jerkin

**Chimney**

Material:  Brick  Concrete Block  Stone

**NR ELIGIBILITY**

Individual Eligibility:   
 District Eligibility:   
 District Name:  
 Belvidere Old Town NRHP  
 District  
 Contributing:   
 Non-Contributing:

- Events (NR-A)
- Persons (NR-B)
- Architecture (NR-C)
- Archaeology (NR-D)

**LOCAL ELIGIBILITY**

Individual Eligibility:   
 District Eligibility:   
 District Name:  
 Belvidere Courthouse Square  
 Local Historic District  
 Contributing:   
 Non-Contributing:

- Events 2
- Persons 3
- Architecture 4, 5, 6, 8
- Archaeology
- Other 1, 7, 9, 10, 11

**Belvidere Historic Resources Inventory:  
Courthouse Square Area**

No. 49A  
Survey Date: 3/29/2014

**Property Information**

Address: 615 N Main PIN: 05-26-277-004  
 Building Names: Belvidere - Boone County Public Safety  
 Important Dates:  
 Historic Function: Belvidere - Boone County Public Safety  
 Current Function: Belvidere - Boone County Public Safety  
 Color Code Criteria: None  
 Outbuildings  
 Number: Any Significant:   
 Architectural Style: Modern  
 Property Type: Institutional  
 Approximate Age: 1980-1989  
 Condition: Good/Excellent  
 Potential for Integrity?



Photo: 615\_N\_Main\_St\_SURVEY\_Photo\_.tif

**Description**

The Belvidere Boone County Public Safety Building is a contemporary municipal building constructed in the 1980s in the modern Shed style. The building is composed of multiple shed roof massings centered around a flat roofed core. Mostly one story tall, the building conforms to the sloping site and become two stories along the north and east elevations for at-grade officer entrances. The concrete foundation is exposed at these lower levels, with first floor walls constructed of a brown brick veneer set in a running bond. The standing seam metal roofs have no overhanging eaves and the building is void of all ornament. The main entrance is recessed and obscured at the south façade. Bands of one-lite windows are short and set in asymmetrical groupings of three to five. The remainder of the addition to the north and east is boxy with irregularly placed windows. At the southwest corner of the site, five stone monuments were erected in memory of former Belvidere police officers Donald B. Morrison and Larry Wirth, Jr., as well as his son, Lawrence B. Wirth, Jr., in memory of Captain Charles Hatfield and to mark the burial place of Big Thunder, the Pottawatami chief for whom Big Thunder Park is named.

**Structure Information**

Structure: Masonry  
 Foundation:  Stone  Concrete  Not Visible  
 Brick  Parged  
 Cladding:  Clapboard  Asphalt  
 Siding  Stucco  
 Shake  Stone  
 Board-and-Batten  Brick  
 Aluminum/Vinyl  Concrete Block  
 Asbestos  Metal

**Additions**

Type: Location:  
 Historic  Front  Rear  
 Non-Historic  Side  Roof

**Porch**

Type: Material:  
 Enclosed  Porte Cochere  Stone  Wood  
 Stoop  Wraparound  Brick  Concrete  
 Veranda  Multi-Story

Significance: Location:  
 Historic  Altered  Front  Rear  
 Side  Balcony

**Doors**

Leaf: Two-Leaf  
 Material: Metal Type:  
 Significance: Arrangement:  Paneled  
 Historic  Sidelights  Paneled w/Lights  
 Replacement  Transom  Glazed

**Windows**

Type: Material: Significance:  
 Double-Hung  Steel  Original Windows  
 Sliding  Wood  Original Storms  
 Casement  Vinyl  Replaced Windows  
 Fixed  Aluminum  Replaced Storms

**Roof**

Type: Material: Dormers:  
 Gable  Mansard  Asphalt  Gable  
 Hipped  Shed  Metal  Hipped  
 Jerkinhead  Flat  Slate  Shed  
 Gambrel  Clay Tile  Shake  Jerkin

**Chimney**

Material:  Brick  Concrete Block  Stone

**NR ELIGIBILITY**

Individual Eligibility   
 District Eligibility:   
 District Name:

Contributing:   
 Non-Contributing:

- Events (NR-A)
- Persons (NR-B)
- Architecture (NR-C)
- Archaeology (NR-D)

**LOCAL ELIGIBILITY**

Individual Eligibility:   
 District Eligibility:   
 District Name:

Contributing:   
 Non-Contributing:

- Events 2
- Persons 3
- Architecture 4, 5, 6, 8
- Archaeology
- Other 1, 7, 9, 10, 11

**Property Information**

Address: 615 N Main PIN: 05-26-277-004  
 Building Names: Belvidere - Boone County Public Safety  
 Important Dates:  
 Historic Function: Belvidere - Boone County Public Safety  
 Current Function: Belvidere - Boone County Public Safety  
 Color Code Criteria: None  
 Outbuildings  
 Number: Any Significant:   
 Architectural Style: Modern  
 Property Type: Institutional  
 Approximate Age: 1980-1989  
 Condition: Good/Excellent  
 Potential for Integrity?



Photo: 615\_N\_Main\_St\_SURVEY\_Photo\_Monument\_3.tif

**Description**

The Belvidere Boone County Public Safety Building is a contemporary municipal building constructed in the 1980s in the modern Shed style. The building is composed of multiple shed roof massings centered around a flat roofed core. Mostly one story tall, the building conforms to the sloping site and become two stories along the north and east elevations for at-grade officer entrances. The concrete foundation is exposed at these lower levels, with first floor walls constructed of a brown brick veneer set in a running bond. The standing seam metal roofs have no overhanging eaves and the building is void of all ornament. The main entrance is recessed and obscured at the south façade. Bands of one-lite windows are short and set in asymmetrical groupings of three to five. The remainder of the addition to the north and east is boxy with irregularly placed windows. At the southwest corner of the site, five stone monuments were erected in memory of former Belvidere police officers Donald B. Morrison and Larry Wirth, Jr., as well as his son, Lawrence B. Wirth, Jr., in memory of Captain Charles Hatfield and to mark the burial place of Big Thunder, the Pottawatami chief for whom Big Thunder Park is named.

**Structure Information**

Structure: Masonry  
 Foundation:  Stone  Concrete  Not Visible  
 Brick  Parged  
 Cladding:  Clapboard  Asphalt  
 Siding  Stucco  
 Shake  Stone  
 Board-and-Batten  Brick  
 Aluminum/Vinyl  Concrete Block  
 Asbestos  Metal

**Additions**

Type: Location:  
 Historic  Front  Rear  
 Non-Historic  Side  Roof

**Porch**

Type: Material:  
 Enclosed  Porte Cochere  Stone  Wood  
 Stoop  Wraparound  Brick  Concrete  
 Veranda  Multi-Story

Significance: Location:  
 Historic  Altered  Front  Rear  
 Side  Balcony

**Doors**

Leaf: Two-Leaf  
 Material: Metal  
 Significance: Arrangement: Type:  
 Historic  Sidelights  Paneled  
 Replacement  Transom  Paneled w/Lights  
 Glazed

**Windows**

Type: Material: Significance:  
 Double-Hung  Steel  Original Windows  
 Sliding  Wood  Original Storms  
 Casement  Vinyl  Replaced Windows  
 Fixed  Aluminum  Replaced Storms

**Roof**

Type: Material: Dormers:  
 Gable  Mansard  Asphalt  Gable  
 Hipped  Shed  Metal  Hipped  
 Jerkinhead  Flat  Slate  Shed  
 Gambrel  Clay Tile  Jerkin

**Chimney**

Material:  Brick  Concrete Block  Stone

**NR ELIGIBILITY**

Individual Eligibility   
 District Eligibility:   
 District Name:

Contributing:   
 Non-Contributing:

- Events (NR-A)
- Persons (NR-B)
- Architecture (NR-C)
- Archaeology (NR-D)

**LOCAL ELIGIBILITY**

Individual Eligibility:   
 District Eligibility:   
 District Name:

Contributing:   
 Non-Contributing:

- Events 2
- Persons 3
- Architecture 4, 5, 6, 8
- Archaeology
- Other 1, 7, 9, 10, 11

**Property Information**

Address: 707 N Main PIN: 05-26-233-003  
 Building Names:  
 Important Dates:  
 Historic Function: Residence  
 Current Function: Residence  
 Color Code Criteria: Red  
 Outbuildings  
 Number: 0 Any Significant:   
 Architectural Style: Queen Anne  
 Property Type: Residential  
 Approximate Age: 1880-1889  
 Condition: Fair  
 Potential for Integrity?



Photo: 707\_N\_Main\_St\_SURVEY\_Photo.tif

**Structure Information**

Structure: Frame  
 Foundation:  Stone  Concrete  Not Visible  
 Brick  Parged  
 Cladding:  Clapboard  Asphalt  
 Siding  Stucco  
 Shake  Stone  
 Board-and-Batten  Brick  
 Aluminum/Vinyl  Concrete Block  
 Asbestos  Metal

**Additions**

Type: Location:  
 Historic  Front  Rear  
 Non-Historic  Side  Roof

**Porch**

Type: Material:  
 Enclosed  Porte Cochere  Stone  Wood  
 Stoop  Wraparound  Brick  Concrete  
 Veranda  Multi-Story  
 Significance: Location:  
 Historic  Altered  Front  Rear  
 Side  Balcony

**Doors**

Leaf: One-Leaf  
 Material: Wood  
 Significance: Arrangement: Type:  
 Historic  Sidelights  Paneled w/Lights  
 Replacement  Transom  Glazed

**Windows**

Type: Material: Significance:  
 Double-Hung  Steel  Original Windows  
 Sliding  Wood  Original Storms  
 Casement  Vinyl  Replaced Windows  
 Fixed  Aluminum  Replaced Storms

**Roof**

Type: Material: Dormers:  
 Gable  Mansard  Asphalt  Gable  
 Hipped  Shed  Metal  Hipped  
 Jerkinhead  Flat  Slate  Shed  
 Gambrel  Shake  Jerkin  
 Clay Tile

**Chimney**

Material:  Brick  Concrete Block  Stone

**Description**

The Queen Anne, single family frame house is two-and-one-half stories with a steeply pitched hipped roof with lower cross gables, giving each façade an asymmetrical appearance. The first floor is raised on a limestone foundation and the exterior is clad in wood clapboard. At the primary elevation, facing west, the dominant gabled bay is canted and a wrap-around porch with gabled entry sits below a gabled, second floor porch. The hipped roof front porch is set on rock-faced blocks. These front porches have delicate turned supports and balusters, with spindle work frieze panels, decorative "sunbeam" bracing, hexagonal shingles and blocked verge boards. The main entrance, a 1-lite paneled door, has a boarded-up transom. A corbelled, decorative chimney rises at the southwest corner. The north and south elevation gable ends are also canted and decorated with spindle work brackets verge boards. The east gable wing has a small one-story gabled addition. Small rectangular 1-lite basement windows pierce the foundation while the typical windows are single, tall, double-hung, 2/2 and 1/1 windows with rectangular sash and simple framing. Decorative glass and picture windows are placed around the primary façades. Built with an extensive installation of decorative spindle and...

**NR ELIGIBILITY**

Individual Eligibility:   
 District Eligibility:   
 District Name:  
 Belvidere Old Town NRHP District  
 Contributing:   
 Non-Contributing:

Events (NR-A)  
 Persons (NR-B)  
 Architecture (NR-C)  
 Archaeology (NR-D)

**LOCAL ELIGIBILITY**

Individual Eligibility:   
 District Eligibility:   
 District Name:  
 Belvidere Courthouse Square Local Historic District  
 Contributing:   
 Non-Contributing:

Events 2  
 Persons 3  
 Architecture 4, 5, 6, 8  
 Archaeology  
 Other 1, 7, 9, 10, 11

**Property Information**

Address: 212 Webster St PIN: 05-26-291-005  
 Building Names:  
 Important Dates:  
 Historic Function:  
 Current Function: VACANT LOT  
 Color Code Criteria:  
 Outbuildings  
 Number: Any Significant:   
 Architectural Style:  
 Property Type:  
 Approximate Age:  
 Condition:  
 Potential for Integrity?





Photo: No Photo

**Description**



**Structure Information**

Structure:  
 Foundation:  Stone  Concrete  Not Visible  
 Brick  Parged  
 Cladding:  Clapboard  Asphalt  
 Siding  Stucco  
 Shake  Stone  
 Board-and-Batten  Brick  
 Aluminum/Vinyl  Concrete Block  
 Asbestos  Metal

**Additions**

Type: Location:  
 Historic  Front  Rear  
 Non-Historic  Side  Roof

**Porch**

Type: Material:  
 Enclosed  Porte Cochere  Stone  Wood  
 Stoop  Wraparound  Brick  Concrete  
 Veranda  Multi-Story

Significance: Location:  
 Historic  Altered  Front  Rear  
 Side  Balcony

**Doors**

Leaf: Material: Type:  
 Significance: Arrangement:  Paneled  
 Historic  Sidelights  Paneled w/Lights  
 Replacement  Transom  Glazed

**Windows**

Type: Material: Significance:  
 Double-Hung  Steel  Original Windows  
 Sliding  Wood  Original Storms  
 Casement  Vinyl  Replaced Windows  
 Fixed  Aluminum  Replaced Storms

**Roof**

Type: Material: Dormers:  
 Gable  Mansard  Asphalt  Gable  
 Hipped  Shed  Metal  Hipped  
 Jerkinhead  Flat  Slate  Shed  
 Gambrel  Shake  Jerkin  
 Clay Tile

**Chimney**

Material:  Brick  Concrete Block  Stone

**NR ELIGIBILITY**

Individual Eligibility   
 District Eligibility:   
 District Name:

Contributing:   
 Non-Contributing:

- Events (NR-A)
- Persons (NR-B)
- Architecture (NR-C)
- Archaeology (NR-D)

**LOCAL ELIGIBILITY**

Individual Eligibility:   
 District Eligibility:   
 District Name:

Contributing:   
 Non-Contributing:

- Events 2
- Persons 3
- Architecture 4, 5, 6, 8
- Archaeology
- Other 1, 7, 9, 10, 11

**Property Information**

Address: 214 Webster PIN: 05-26-291-005  
 Building Names:  
 Important Dates:  
 Historic Function: Residence  
 Current Function: Apartments  
 Color Code Criteria: None  
 Outbuildings  
 Number: 0 Any Significant:   
 Architectural Style: Queen Anne  
 Property Type: Residential  
 Approximate Age: 1890-1899  
 Condition: Fair  
 Potential for Integrity?



Photo: 214\_Webster\_St\_SURVEY\_Photo.tif

**Description**

The Queen Anne, single family frame house is two stories with a steeply pitched hipped roof with cross gables, giving each façade an asymmetrical appearance. The first floor is raised on a foundation of rusticated limestone that has been partially parged and clad. The exterior is clad in siding, and the brick chimney is centered on the hipped roof. At the front façade, facing east, there is a prominent open gable with unoriginal centered Chicago-type windows at the first and second floors. A small front entrance porch and concrete stoop is situated at the southeast corner. A small gabled roof is supported by simple metal lattice posts & iron railings. The single-leaf entrance door has been replaced with a slab door with three diamond panels. At the rear elevation, a two story gable roof addition was added. Most of the original window openings have been removed and several others have been added. Small rectangular 1-lite basement windows pierce the foundation. The massing and arrangement of features is typical of Queen Anne homes, though most of the original detailing and materials have been removed or compromised.

**Structure Information**

Structure: Frame  
 Foundation:  Stone  Concrete  Not Visible  
 Brick  Parged  
 Cladding:  Clapboard  Asphalt  
 Siding  Stucco  
 Shake  Stone  
 Board-and-Batten  Brick  
 Aluminum/Vinyl  Concrete Block  
 Asbestos  Metal

**Additions**

Type: Location:  
 Historic  Front  Rear  
 Non-Historic  Side  Roof

**Porch**

Type: Material:  
 Enclosed  Porte Cochere  Stone  Wood  
 Stoop  Wraparound  Brick  Concrete  
 Veranda  Multi-Story

Significance: Location:  
 Historic  Altered  Front  Rear  
 Side  Balcony

**Doors**

Leaf: One-Leaf  
 Material: Wood  
 Significance: Arrangement: Type:  
 Historic  Sidelights  Paneled  
 Replacement  Transom  Paneled w/Lights  
 Glazed

**Windows**

Type: Material: Significance:  
 Double-Hung  Steel  Original Windows  
 Sliding  Wood  Original Storms  
 Casement  Vinyl  Replaced Windows  
 Fixed  Aluminum  Replaced Storms

**Roof**

Type: Material: Dormers:  
 Gable  Mansard  Asphalt  Gable  
 Hipped  Shed  Metal  Hipped  
 Jerkinhead  Flat  Slate  Shed  
 Gambrel  Shake  Jerkin  
 Clay Tile

**Chimney**

Material:  Brick  Concrete Block  Stone

**NR ELIGIBILITY**

Individual Eligibility   
 District Eligibility:

**District Name:**

Belvidere Old Town NRHP District

Contributing:

Non-Contributing:

- Events (NR-A)
- Persons (NR-B)
- Architecture (NR-C)
- Archaeology (NR-D)

**LOCAL ELIGIBILITY**

Individual Eligibility:   
 District Eligibility:

**District Name:**

Contributing:

Non-Contributing:

- Events 2
- Persons 3
- Architecture 4, 5, 6, 8
- Archaeology
- Other 1, 7, 9, 10, 11

**Property Information**

Address: 216 Webster PIN: 05-26-291-013  
 Building Names:  
 Important Dates:  
 Historic Function: Residence  
 Current Function: Residence  
 Color Code Criteria: Orange  
 Outbuildings  
 Number: 1 Any Significant:   
 Architectural Style: Queen Anne  
 Property Type: Residential  
 Approximate Age: 1890-1899  
 Condition: Good  
 Potential for Integrity?



Photo: 216\_Webster\_St\_SURVEY\_Photo.tif

**Description**

The Queen Anne, single family frame house is two stories with a steeply pitched hipped roof with cross gables, giving each façade an asymmetrical appearance. The first floor is raised on a foundation of parged masonry, the exterior is clad in asphalt siding and the metal chimney pipe is centered on the hipped roof. At the front façade, facing east, there is a prominent open gable with original centered landscape windows at the first and second floors. A small front entrance porch and wood stoop is situated at the southeast corner. A small gabled roof is supported by simple turned wood posts and decorated with a spindled frieze and turned balustrade. The single-leaf entrance door has been replaced with a slab door with a high diamond lite. A short double-hung windows is located above the entrance porch. Most of the original tall, narrow 1/1 double-hung windows remain. The windows have simple wood frames and many retain wood storm windows. Small rectangular 1-lite basement windows pierce the foundation. The massing and arrangement of features is typical of Queen Anne homes, and much of the building's detail and original features remain.

**Structure Information**

Structure: Frame  
 Foundation:  Stone  Concrete  Not Visible  
 Brick  Parged  
 Cladding:  Clapboard  Asphalt  
 Siding  Stucco  
 Shake  Stone  
 Board-and-Batten  Brick  
 Aluminum/Vinyl  Concrete Block  
 Asbestos  Metal

**Additions**

Type: Location:  
 Historic  Front  Rear  
 Non-Historic  Side  Roof

**Porch**

Type: Material:  
 Enclosed  Porte Cochere  Stone  Wood  
 Stoop  Wraparound  Brick  Concrete  
 Veranda  Multi-Story  
 Significance: Location:  
 Historic  Altered  Front  Rear  
 Side  Balcony

**Doors**

Leaf: One-Leaf  
 Material: Wood  
 Significance: Arrangement: Type:  
 Historic  Sidelights  Paneled  
 Replacement  Transom  Paneled w/Lights  
 Glazed

**Windows**

Type: Material: Significance:  
 Double-Hung  Steel  Original Windows  
 Sliding  Wood  Original Storms  
 Casement  Vinyl  Replaced Windows  
 Fixed  Aluminum  Replaced Storms

**Roof**

Type: Material: Dormers:  
 Gable  Mansard  Asphalt  Gable  
 Hipped  Shed  Metal  Hipped  
 Jerkinhead  Flat  Slate  Shed  
 Gambrel  Shake  Jerkin  
 Clay Tile

**Chimney**

Material:  Brick  Concrete Block  Stone

**NR ELIGIBILITY**

Individual Eligibility   
 District Eligibility:   
 District Name:  
 Belvidere Old Town NRHP District  
 Contributing:   
 Non-Contributing:   
 Events (NR-A)  
 Persons (NR-B)  
 Architecture (NR-C)  
 Archaeology (NR-D)

**LOCAL ELIGIBILITY**

Individual Eligibility:   
 District Eligibility:   
 District Name:  
 Contributing:   
 Non-Contributing:   
 Events 2  
 Persons 3  
 Architecture 4, 5, 6, 8  
 Archaeology  
 Other 1, 7, 9, 10, 11

**Property Information**

Address: 219 Webster PIN: 05-25-159-002  
 Building Names:  
 Important Dates:  
 Historic Function: Residence  
 Current Function: Residence  
 Color Code Criteria: Orange  
 Outbuildings  
 Number: 1 Any Significant:   
 Architectural Style: Greek Revival  
 Property Type: Residential  
 Approximate Age: 1860-1869  
 Condition: Poor  
 Potential for Integrity?



Photo: 219\_Webster\_St\_SURVEY\_Photo.tif

**Description**

The Greek Revival, single family home is one-and-one-half stories with upright and wing massing. The upright section has a front facing gable and is two bays wide and deep. The side-gabled wings spans three bays wide and one bay deep. The house is set on a parged masonry foundation and clad in wood shingles. The cornice, discontinuous across the front gable end, is wide with several bands of trim molding. Centered on the front gable façade, facing west, are centered windows; a pair at the first floor and two singles at the second floor. A small wood porch with square roof supports is located at the wing. Under the porch, the entrance door is paneled with a half lite, and the storm door is paneled with multiple lites. Immediately adjacent to the door is a small 1/1 double hung window. Though a few original 1/1 double hung windows remain, the wood window frames have been altered. All the original windows have been replaced with 1/1 double-hungs. Set back at the southeast corner of the lot is a small one-car, front-gabled garage clad in wood siding and fitted with 6-lite, vertical paneled carriage doors. The size, construction, height and cornice detailing elevate this dwelling to the stature of...

**Structure Information**

Structure: Frame  
 Foundation:  Stone  Concrete  Not Visible  
 Brick  Parged  
 Cladding:  Clapboard  Asphalt  
 Siding  Stucco  
 Shake  Stone  
 Board-and-Batten  Brick  
 Aluminum/Vinyl  Concrete Block  
 Asbestos  Metal

**Additions**

Type:  Historic  Non-Historic  
 Location:  Front  Rear  
 Side  Roof

**Porch**

Type:  Enclosed  Stoop  Veranda  
 Porte Cochere  Wraparound  Multi-Story  
 Material:  Stone  Wood  
 Brick  Concrete

Significance:  Historic  Altered  
 Location:  Front  Rear  
 Side  Balcony

**Doors**

Leaf: One-Leaf  
 Material: Wood  
 Significance:  Historic  Replacement  
 Arrangement:  Sidelights  Transom  
 Type:  Paneled  Paneled w/Lights  
 Glazed

**Windows**

Type:  Double-Hung  Sliding  
 Casement  Fixed  
 Material:  Steel  Wood  
 Vinyl  Aluminum  
 Significance:  Original Windows  
 Original Storms  
 Replaced Windows  
 Replaced Storms

**Roof**

Type:  Gable  Hipped  
 Jerkinhead  Gambrel  
 Mansard  Shed  Flat  
 Material:  Asphalt  Metal  
 Slate  Shake  Clay Tile  
 Dormers:  Gable  Hipped  
 Shed  Jerkin

**Chimney**

Material:  Brick  Concrete Block  Stone

**NR ELIGIBILITY**

Individual Eligibility   
 District Eligibility:

**District Name:**

Belvidere Old Town NRHP District

Contributing:   
 Non-Contributing:

- Events (NR-A)
- Persons (NR-B)
- Architecture (NR-C)
- Archaeology (NR-D)

**LOCAL ELIGIBILITY**

Individual Eligibility:   
 District Eligibility:

**District Name:**

Contributing:   
 Non-Contributing:

- Events 2
- Persons 3
- Architecture 4, 5, 6, 8
- Archaeology
- Other 1, 7, 9, 10, 11



**Property Information**

Address: 220 Webster PIN: 05-26-291-014  
 Building Names:  
 Important Dates:  
 Historic Function: Residence  
 Current Function: Residence  
 Color Code Criteria: None  
 Outbuildings  
 Number: 0 Any Significant:   
 Architectural Style: None  
 Property Type: Residential  
 Approximate Age: 1890-1899  
 Condition: Heavily Altered  
 Potential for Integrity?



Photo: 220\_Webster\_St\_SURVEY\_Photo.tif

**Description**

The single family residence is two stories and has Upright-and-wing massing. The first floor is raised on a foundation of rough-cut limestone in irregular courses and the house is clad irregularly in various types of contemporary siding, shingles and vertical boards. The main front gabled massing has a centered window bay at the first floor with a pair of windows centered at the second floor. At the side gabled wing there is an open front porch with a rock-faced concrete block stoop and wooden deck. The hipped porch roof is supported by square posts and accented with reproduction bracketing and a turned balustrade. Off the porch, the unoriginal main entrance door has a diamond pane lite with panels below. The window frames are clad and the original windows have been replaced with 1/1 and double hung windows. Some windows have faux divided lites and shutters. At the west elevation, the rear section extends with a shed roof, and a small one-car garage is attached at the northwest corner. The false front garage is clad with siding and wood shingles. The plan arrangement and height make this an example of a popular 19th century floor plan, but the alteration of many features has compromised the building's integrity.

**Structure Information**

Structure: Frame  
 Foundation:  Stone  Concrete  Not Visible  
 Brick  Parged  
 Cladding:  Clapboard  Asphalt  
 Siding  Stucco  
 Shake  Stone  
 Board-and-Batten  Brick  
 Aluminum/Vinyl  Concrete Block  
 Asbestos  Metal

**Additions**

Type: Location:  
 Historic  Front  Rear  
 Non-Historic  Side  Roof

**Porch**

Type: Material:  
 Enclosed  Porte Cochere  Stone  Wood  
 Stoop  Wraparound  Brick  Concrete  
 Veranda  Multi-Story

Significance: Location:  
 Historic  Altered  Front  Rear  
 Side  Balcony

**Doors**

Leaf: One-Leaf  
 Material: Wood  
 Significance: Arrangement: Type:  
 Historic  Sidelights  Paneled w/Lights  
 Replacement  Transom  Glazed

**Windows**

Type: Material: Significance:  
 Double-Hung  Steel  Original Windows  
 Sliding  Wood  Original Storms  
 Casement  Vinyl  Replaced Windows  
 Fixed  Aluminum  Replaced Storms

**Roof**

Type: Material: Dormers:  
 Gable  Mansard  Asphalt  Gable  
 Hipped  Shed  Metal  Hipped  
 Jerkinhead  Flat  Slate  Shed  
 Gambrel  Clay Tile  Shake  Jerkin

**Chimney**

Material:  Brick  Concrete Block  Stone

**NR ELIGIBILITY**

Individual Eligibility   
 District Eligibility:

**District Name:**

Belvidere Old Town NRHP District

Contributing:   
 Non-Contributing:

- Events (NR-A)
- Persons (NR-B)
- Architecture (NR-C)
- Archaeology (NR-D)

**LOCAL ELIGIBILITY**

Individual Eligibility:   
 District Eligibility:

**District Name:**

Contributing:   
 Non-Contributing:

- Events 2
- Persons 3
- Architecture 4, 5, 6, 8
- Archaeology
- Other 1, 7, 9, 10, 11

**Property Information**

Address: 225 Webster PIN: 05-26-290-001  
 Building Names:  
 Important Dates:  
 Historic Function: Residence  
 Current Function: Residence  
 Color Code Criteria: Yellow  
 Outbuildings  
 Number: 0 Any Significant:   
 Architectural Style: Greek Revival  
 Property Type: Residential  
 Approximate Age: 1850-1859  
 Condition: Fair  
 Potential for Integrity?



Photo: 225\_Webster\_St\_SURVEY\_Photo.tif

**Description**

The Greek Revival, single family home is one-and-one-half stories with gabled roof massing. Facing west, the front façade has a side gable roof with a one story side gable wing to the south. The house is set on a parged and painted masonry foundation and clad in vinyl siding. At the main massing, the primary entrance is located to one side off a wood porch. The gabled porch roof is supported by square posts and has a simple railing. The single-leaf entrance door is unoriginal. Adjacent to the entrance, there is a group of three casements accented with shutters. This window grouping occurs on the wing as well. At the north elevation, the main massing features two centered window bays at each floor. The cornice, discontinuous across the side gable end, is wide with several bands of trim molding. A small one story shed roof rear entrance is located at the southeast corner. All original windows have been replaced, typically with 1/1 double hung windows, but some of the simple wood window frames remain. The size, construction, height and cornice detailing elevate this dwelling to the stature of a middle class Greek Revival dwelling.

**Structure Information**

Structure: Frame  
 Foundation:  Stone  Concrete  Not Visible  
 Brick  Parged  
 Cladding:  Clapboard  Asphalt  
 Siding  Stucco  
 Shake  Stone  
 Board-and-Batten  Brick  
 Aluminum/Vinyl  Concrete Block  
 Asbestos  Metal

**Additions**

Type: Location:  
 Historic  Front  Rear  
 Non-Historic  Side  Roof

**Porch**

Type: Material:  
 Enclosed  Porte Cochere  Stone  Wood  
 Stoop  Wraparound  Brick  Concrete  
 Veranda  Multi-Story

Significance: Location:  
 Historic  Altered  Front  Rear  
 Side  Balcony

**Doors**

Leaf: One-Leaf  
 Material: Wood  
 Significance: Arrangement: Type:  
 Historic  Sidelights  Paneled  
 Replacement  Transom  Paneled w/Lights  
 Glazed

**Windows**

Type: Material: Significance:  
 Double-Hung  Steel  Original Windows  
 Sliding  Wood  Original Storms  
 Casement  Vinyl  Replaced Windows  
 Fixed  Aluminum  Replaced Storms

**Roof**

Type: Material: Dormers:  
 Gable  Mansard  Asphalt  Gable  
 Hipped  Shed  Metal  Hipped  
 Jerkinhead  Flat  Slate  Shed  
 Gambrel  Shake  Jerkin  
 Clay Tile

**Chimney**

Material:  Brick  Concrete Block  Stone

**NR ELIGIBILITY**

Individual Eligibility   
 District Eligibility:

District Name:  
 Belvidere Old Town NRHP  
 District

Contributing:   
 Non-Contributing:

Events (NR-A)  
 Persons (NR-B)  
 Architecture (NR-C)  
 Archaeology (NR-D)

**LOCAL ELIGIBILITY**

Individual Eligibility:   
 District Eligibility:

District Name:

Contributing:   
 Non-Contributing:

Events 2  
 Persons 3  
 Architecture 4, 5, 6, 8  
 Archaeology  
 Other 1, 7, 9, 10, 11

**Property Information**

Address: 317 Webster PIN: 05-26-289-005  
 Building Names:  
 Important Dates:  
 Historic Function: Residence  
 Current Function: Residence  
 Color Code Criteria: None  
 Outbuildings  
 Number: 1 Any Significant:   
 Architectural Style: Craftsman  
 Property Type: Residential  
 Approximate Age: 1920-1929  
 Condition: Good/Excellent  
 Potential for Integrity?



Photo: 317\_Webster\_St\_SURVEY\_Photo.tif

**Structure Information**

Structure: Frame  
 Foundation:  Stone  Concrete  Not Visible  
 Brick  Parged  
 Cladding:  Clapboard  Asphalt  
 Siding  Stucco  
 Shake  Stone  
 Board-and-Batten  Brick  
 Aluminum/Vinyl  Concrete Block  
 Asbestos  Metal

**Additions**

Type: Location:  
 Historic  Front  Rear  
 Non-Historic  Side  Roof

**Porch**

Type: Material:  
 Enclosed  Porte Cochere  Stone  Wood  
 Stoop  Wraparound  Brick  Concrete  
 Veranda  Multi-Story

Significance: Location:  
 Historic  Altered  Front  Rear  
 Side  Balcony

**Doors**

Leaf: One-Leaf  
 Material: Wood  
 Significance: Arrangement: Type:  
 Historic  Sidelights  Paneled w/Lights  
 Replacement  Transom  Glazed

**Windows**

Type: Material: Significance:  
 Double-Hung  Steel  Original Windows  
 Sliding  Wood  Original Storms  
 Casement  Vinyl  Replaced Windows  
 Fixed  Aluminum  Replaced Storms

**Roof**

Type: Material: Dormers:  
 Gable  Mansard  Asphalt  Gable  
 Hipped  Shed  Metal  Hipped  
 Jerkinhead  Flat  Slate  Shed  
 Gambrel  Clay Tile  Shake  Jerkin

**Chimney**

Material:  Brick  Concrete Block  Stone

**Description**

This Minimal Traditional single family home is one story tall with an "L" shaped plan, gabled roof and enclosed front porch. Set on a concrete foundation, the walls are frame construction and clad in siding. The primary massing is side gabled with a front gabled extension at the west façade. The front gabled extension gives an asymmetrical layout. The enclosed porch is situated at the inside corner of the "L" and has a single-leaf door. Several groupings of louvered glass jalousie windows are installed around the hipped roof porch. The windows along the primary façade are paired with simple framing and faux shutters. Other window openings on secondary elevations are single without shutters and the original windows have been replaced with 1/1 double-hungs. A small gabled roof section extends to the rear. Towards the southeast corner of the property is a two car hipped roof garage. One original folding carriage door has been replaced. The massing and detailing have been altered, obscuring the dwelling's integrity.

**NR ELIGIBILITY**

Individual Eligibility   
 District Eligibility:   
 District Name:

Contributing:   
 Non-Contributing:

- Events (NR-A)
- Persons (NR-B)
- Architecture (NR-C)
- Archaeology (NR-D)

**LOCAL ELIGIBILITY**

Individual Eligibility:   
 District Eligibility:   
 District Name:

Contributing:   
 Non-Contributing:

- Events 2
- Persons 3
- Architecture 4, 5, 6, 8
- Archaeology
- Other 1, 7, 9, 10, 11

**Property Information**

Address: 417 Webster PIN: 05-26-284-003  
 Building Names:  
 Important Dates:  
 Historic Function: Residence  
 Current Function: Residence  
 Color Code Criteria: Yellow  
 Outbuildings  
 Number: 1 Any Significant:   
 Architectural Style: Queen Anne  
 Property Type: Residential  
 Approximate Age: 1910-1919  
 Condition: Fair  
 Potential for Integrity?



Photo: 417\_Webster\_St\_SURVEY\_Photo.tif

**Structure Information**

Structure: Frame  
 Foundation:  Stone  Concrete  Not Visible  
 Brick  Parged  
 Cladding:  Clapboard  Asphalt  
 Siding  Stucco  
 Shake  Stone  
 Board-and-Batten  Brick  
 Aluminum/Vinyl  Concrete Block  
 Asbestos  Metal

**Additions**

Type: Location:  
 Historic  Front  Rear  
 Non-Historic  Side  Roof

**Porch**

Type: Material:  
 Enclosed  Porte Cochere  Stone  Wood  
 Stoop  Wraparound  Brick  Concrete  
 Veranda  Multi-Story  
 Significance: Location:  
 Historic  Altered  Front  Rear  
 Side  Balcony

**Doors**

Leaf: One-Leaf  
 Material: Metal  
 Significance: Arrangement: Type:  
 Historic  Sidelights  Paneled w/Lights  
 Replacement  Transom  Glazed

**Windows**

Type: Material: Significance:  
 Double-Hung  Steel  Original Windows  
 Sliding  Wood  Original Storms  
 Casement  Vinyl  Replaced Windows  
 Fixed  Aluminum  Replaced Storms

**Roof**

Type: Material: Dormers:  
 Gable  Mansard  Asphalt  Gable  
 Hipped  Shed  Metal  Hipped  
 Jerkinhead  Flat  Slate  Shed  
 Gambrel  Shake  Jerkin  
 Clay Tile

**Chimney**

Material:  Brick  Concrete Block  Stone

**Description**

The single family frame cottage is one-and-one-half stories with a steeply pitched roof and front gabled massing. The first floor is raised on a parged masonry foundation and the exterior is clad in siding. The primary elevation, facing west, is symmetrical. The full width wood front porch has a short, mansard, flat roof which is supported by turned, bracketed columns and a simple railing, modified spindle frieze, and enclosed lattice base. The single-leaf entrance door has been replaced and is located on center flanked by two 1/1 double-hung windows. A pair of second floor windows is located directly above on center in the gable end. The original windows have been replaced with 1/1 double-hungs and the window framing has been clad. The south and north elevation windows are spaced irregularly, and there is a gabled dormer at the north elevation. Built at the turn of the century with plain and simple Queen Anne detailing, many features of this middle or working class cottage have been altered.

**NR ELIGIBILITY**

Individual Eligibility   
 District Eligibility:   
 District Name:  
 Belvidere Old Town NRHP District  
 Contributing:   
 Non-Contributing:

- Events (NR-A)
- Persons (NR-B)
- Architecture (NR-C)
- Archaeology (NR-D)

**LOCAL ELIGIBILITY**

Individual Eligibility:   
 District Eligibility:   
 District Name:  
 Contributing:   
 Non-Contributing:

- Events 2
- Persons 3
- Architecture 4, 5, 6, 8
- Archaeology
- Other 1, 7, 9, 10, 11

**Property Information**

Address: 419 Webster PIN: 05-26-284-002  
 Building Names:  
 Important Dates:  
 Historic Function: Residence  
 Current Function: Residence  
 Color Code Criteria: Yellow  
 Outbuildings  
 Number: 1 Any Significant:   
 Architectural Style: Queen Anne  
 Property Type: Residential  
 Approximate Age: 1880-1889  
 Condition: Fair  
 Potential for Integrity?



Photo: 419\_Webster\_St\_SURVEY\_Photo.tif

**Structure Information**

Structure: Frame  
 Foundation:  Stone  Concrete  Not Visible  
 Brick  Parged  
 Cladding:  Clapboard  Asphalt  
 Siding  Stucco  
 Shake  Stone  
 Board-and-Batten  Brick  
 Aluminum/Vinyl  Concrete Block  
 Asbestos  Metal

**Additions**

Type: Location:  
 Historic  Front  Rear  
 Non-Historic  Side  Roof

**Porch**

Type: Material:  
 Enclosed  Porte Cochere  Stone  Wood  
 Stoop  Wraparound  Brick  Concrete  
 Veranda  Multi-Story  
 Significance: Location:  
 Historic  Altered  Front  Rear  
 Side  Balcony

**Doors**

Leaf: One-Leaf  
 Material: Type:  
 Significance: Arrangement:  
 Historic  Sidelights  Paneled  
 Replacement  Transom  Paneled w/Lights  
 Glazed

**Windows**

Type: Material: Significance:  
 Double-Hung  Steel  Original Windows  
 Sliding  Wood  Original Storms  
 Casement  Vinyl  Replaced Windows  
 Fixed  Aluminum  Replaced Storms

**Roof**

Type: Material: Dormers:  
 Gable  Mansard  Asphalt  Gable  
 Hipped  Shed  Metal  Hipped  
 Jerkinhead  Flat  Slate  Shed  
 Gambrel  Shake  Jerkin  
 Clay Tile

**Chimney**

Material:  Brick  Concrete Block  Stone

**Description**

The single family frame cottage is one-and-one-half stories with a steeply pitched roof and front gabled massing. The foundation is not visible, the exterior is clad in siding, and the brick chimney is centrally located. The primary elevation, facing west, is symmetrical. The full width front porch has been enclosed with a battered knee wall and hipped roof which is supported by simple posts and in-filled with screened panels. The single-leaf entrance door has been replaced and is located to one side of two evenly spaced 1/1 double-hung windows. A pair of second floor windows is located directly above on center in the gable end. The south and north elevation windows are spaced evenly, and there is a gabled dormer at the north elevation. The front gable is accentuated with decorative vergeboards and kingpost beams. The original windows have been replaced with 1/1 double-hungs and the window framing has been clad. Built at the turn of the century with plain and simple Queen Anne detailing, many features of this middle or working class cottage have been covered up or altered.

**NR ELIGIBILITY**

Individual Eligibility   
 District Eligibility:   
 District Name:  
 Belvidere Old Town NRHP District  
 Contributing:   
 Non-Contributing:   
 Events (NR-A)  
 Persons (NR-B)  
 Architecture (NR-C)  
 Archaeology (NR-D)

**LOCAL ELIGIBILITY**

Individual Eligibility:   
 District Eligibility:   
 District Name:  
 Contributing:   
 Non-Contributing:   
 Events 2  
 Persons 3  
 Architecture 4, 5, 6, 8  
 Archaeology  
 Other 1, 7, 9, 10, 11

**Property Information**

Address: 421 Webster PIN: 05-26-284-001  
 Building Names:  
 Important Dates:  
 Historic Function: Residence  
 Current Function: Residence  
 Color Code Criteria: Yellow  
 Outbuildings  
 Number: 1 Any Significant:   
 Architectural Style: Queen Anne  
 Property Type: Residential  
 Approximate Age: 1900-1909  
 Condition: Excellent  
 Potential for Integrity?



Photo: 421\_Webster\_St\_SURVEY\_Photo.tif

**Structure Information**

Structure: Frame  
 Foundation:  Stone  Concrete  Not Visible  
 Brick  Parged  
 Cladding:  Clapboard  Asphalt  
 Siding  Stucco  
 Shake  Stone  
 Board-and-Batten  Brick  
 Aluminum/Vinyl  Concrete Block  
 Asbestos  Metal

**Additions**

Type: Location:  
 Historic  Front  Rear  
 Non-Historic  Side  Roof

**Porch**

Type: Material:  
 Enclosed  Porte Cochere  Stone  Wood  
 Stoop  Wraparound  Brick  Concrete  
 Veranda  Multi-Story

Significance: Location:  
 Historic  Altered  Front  Rear  
 Side  Balcony

**Doors**

Leaf: One-Leaf  
 Material: Wood  
 Significance: Arrangement: Type:  
 Historic  Sidelights  Paneled w/Lights  
 Replacement  Transom  Glazed

**Windows**

Type: Material: Significance:  
 Double-Hung  Steel  Original Windows  
 Sliding  Wood  Original Storms  
 Casement  Vinyl  Replaced Windows  
 Fixed  Aluminum  Replaced Storms

**Roof**

Type: Material: Dormers:  
 Gable  Mansard  Asphalt  Gable  
 Hipped  Shed  Metal  Hipped  
 Jerkinhead  Flat  Slate  Shed  
 Gambrel  Shake  Jerkin  
 Clay Tile

**Chimney**

Material:  Brick  Concrete Block  Stone

**Description**

The Queen Anne, single family frame house is two stories tall with a steeply pitched hipped roof and cross-gabled massing. The first floor is raised on a parged masonry foundation and the exterior is clad in asbestos siding. A brick chimney stack is situated off center on the south gable. The primary elevation, facing west, is asymmetrical. A gable-front section with centered window openings extends slightly forward of a two story hipped-roof section at the northwest corner. Here the roof extends over a wood front porch with turned posts, simple wood railings and spindlework accents. The single-leaf entrance door has a large lite and a multi-lite storm door has been added. At the north gable, the first floor is canted at the front porch. A one-story gabled rear wing extending east has a shed roof side porch to the north detailed to match the front porch. This wing also has a one-story screened in porch with a hipped roof attached to its east elevation. Some original windows remain, including a larger, wide window on the front elevation. The majority of the openings are single, tall, and more narrow 1/1 windows with rectangular sash. Several windows have been replaced, but the simple wood frames remain. Small rectangular 1-lite...

**NR ELIGIBILITY**

Individual Eligibility   
 District Eligibility:

**District Name:**

Belvidere Old Town NRHP District

Contributing:   
 Non-Contributing:

- Events (NR-A)
- Persons (NR-B)
- Architecture (NR-C)
- Archaeology (NR-D)

**LOCAL ELIGIBILITY**

Individual Eligibility:   
 District Eligibility:

**District Name:**

Contributing:   
 Non-Contributing:

- Events 2
- Persons 3
- Architecture 4, 5, 6, 8
- Archaeology
- Other 1, 7, 9, 10, 11

**Property Information**

Address: 513 Webster PIN: 05-26-278-003  
 Building Names:  
 Important Dates:  
 Historic Function: Residence  
 Current Function: Residence  
 Color Code Criteria: None  
 Outbuildings  
 Number: 1 Any Significant:   
 Architectural Style: Queen Anne  
 Property Type: Residential  
 Approximate Age: 1900-1909  
 Condition: Good  
 Potential for Integrity?



Photo: 513\_Webster\_St\_SURVEY\_Photo.tif

**Description**

The single family frame cottage is one-and-one-half stories with a steeply pitched roof and front gabled massing and a one story shed roof addition on the south elevation. The first floor is raised on a parged masonry foundation, the exterior is clad in siding, and a brick chimney is located at the northeast corner. The primary elevation, facing west, is clad in a lannon stone veneer on the first floor. To one side there is a projecting enclosed vestibule with a gabled roof. The single-leaf main entry door is unoriginal and off-center, and a small three lite window is located on the side of the vestibule. Adjacent on the primary massing are two 1/1 double hung wood windows with an additional window on the end of the side addition. An altered grouping of windows on the second floor windows is located on center in the gable end. Many of the original tall, narrow 1/1 double hung windows remain, though some of the window framing has been altered by the unoriginal cladding. The south and north elevation windows are spaced irregularly. Likely built at the turn of the century with plain and simple Queen Anne detailing, many features of this middle or working class cottage have been altered.

**Structure Information**

Structure: Frame  
 Foundation:  Stone  Concrete  Not Visible  
 Brick  Parged  
 Cladding:  Clapboard  Asphalt  
 Siding  Stucco  
 Shake  Stone  
 Board-and-Batten  Brick  
 Aluminum/Vinyl  Concrete Block  
 Asbestos  Metal

**Additions**

Type: Location:  
 Historic  Front  Rear  
 Non-Historic  Side  Roof

**Porch**

Type: Material:  
 Enclosed  Porte Cochere  Stone  Wood  
 Stoop  Wraparound  Brick  Concrete  
 Veranda  Multi-Story

Significance: Location:  
 Historic  Altered  Front  Rear  
 Side  Balcony

**Doors**

Leaf: One-Leaf  
 Material: Wood  
 Significance: Arrangement: Type:  
 Historic  Sidelights  Paneled  
 Replacement  Transom  Paneled w/Lights  
 Glazed

**Windows**

Type: Material: Significance:  
 Double-Hung  Steel  Original Windows  
 Sliding  Wood  Original Storms  
 Casement  Vinyl  Replaced Windows  
 Fixed  Aluminum  Replaced Storms

**Roof**

Type: Material: Dormers:  
 Gable  Mansard  Asphalt  Gable  
 Hipped  Shed  Metal  Hipped  
 Jerkinhead  Flat  Slate  Shed  
 Gambrel  Shake  Jerkin  
 Clay Tile

**Chimney**

Material:  Brick  Concrete Block  Stone

**NR ELIGIBILITY**

Individual Eligibility   
 District Eligibility:   
 District Name:

Contributing:   
 Non-Contributing:

- Events (NR-A)
- Persons (NR-B)
- Architecture (NR-C)
- Archaeology (NR-D)

**LOCAL ELIGIBILITY**

Individual Eligibility:   
 District Eligibility:   
 District Name:

Contributing:   
 Non-Contributing:

- Events 2
- Persons 3
- Architecture 4, 5, 6, 8
- Archaeology
- Other 1, 7, 9, 10, 11

**Property Information**

Address: 517 Webster PIN: 05-26-278-002  
 Building Names:  
 Important Dates:  
 Historic Function: Residence  
 Current Function: Residence  
 Color Code Criteria: Yellow  
 Outbuildings  
 Number: 0 Any Significant:   
 Architectural Style: Queen Anne  
 Property Type: Residential  
 Approximate Age: 1900-1909  
 Condition: Good/Excellent  
 Potential for Integrity?



Photo: 517\_Webster\_St\_SURVEY\_Photo.tif

**Structure Information**

Structure: Frame  
 Foundation:  Stone  Concrete  Not Visible  
 Brick  Parged  
 Cladding:  Clapboard  Asphalt  
 Siding  Stucco  
 Shake  Stone  
 Board-and-Batten  Brick  
 Aluminum/Vinyl  Concrete Block  
 Asbestos  Metal

**Additions**

Type: Location:  
 Historic  Front  Rear  
 Non-Historic  Side  Roof

**Porch**

Type: Material:  
 Enclosed  Porte Cochere  Stone  Wood  
 Stoop  Wraparound  Brick  Concrete  
 Veranda  Multi-Story

Significance: Location:  
 Historic  Altered  Front  Rear  
 Side  Balcony

**Doors**

Leaf: One-Leaf  
 Material: Metal  
 Significance: Arrangement: Type:  
 Historic  Sidelights  Paneled  
 Replacement  Transom  Paneled w/Lights  
 Glazed

**Windows**

Type: Material: Significance:  
 Double-Hung  Steel  Original Windows  
 Sliding  Wood  Original Storms  
 Casement  Vinyl  Replaced Windows  
 Fixed  Aluminum  Replaced Storms

**Roof**

Type: Material: Dormers:  
 Gable  Mansard  Asphalt  Gable  
 Hipped  Shed  Metal  Hipped  
 Jerkinhead  Flat  Slate  Shed  
 Gambrel  Shake  Jerkin  
 Clay Tile

**Chimney**

Material:  Brick  Concrete Block  Stone

**Description**

The single family frame cottage is two stories with a steeply pitched roof and front gabled massing. The foundation is not visible and the exterior is clad in siding. The primary elevation, facing west, has full width wood front porch set on a concrete block foundation. The posts and railings are simple, and the hipped roof is accented by a gabled pediment over the front steps. The single-leaf entrance door has been replaced and is located to one side with a small double hung window adjacent. A shallow, wide three sided window bay is also located at the first floor. Two windows are centered on the second floor, and the gable is accented with short pented returns. The original windows have been replaced with 1/1 double-hungs and the window framing has been clad. The south and north elevation windows are spaced evenly. Built at the turn of the century with plain and simple Queen Anne detailing, many features of this middle or working class cottage have been altered.

**NR ELIGIBILITY**

Individual Eligibility:   
 District Eligibility:   
 District Name:

Contributing:   
 Non-Contributing:

- Events (NR-A)
- Persons (NR-B)
- Architecture (NR-C)
- Archaeology (NR-D)

**LOCAL ELIGIBILITY**

Individual Eligibility:   
 District Eligibility:   
 District Name:

Contributing:   
 Non-Contributing:

- Events 2
- Persons 3
- Architecture 4, 5, 6, 8
- Archaeology
- Other 1, 7, 9, 10, 11



**Property Information**

Address: 521 Webster PIN: 05-26-278-001  
 Building Names:  
 Important Dates:  
 Historic Function:  
 Current Function: Residence  
 Color Code Criteria: None  
 Outbuildings  
 Number: Any Significant:   
 Architectural Style: None  
 Property Type: Residential  
 Approximate Age: 1850-1859  
 Condition: Heavily Altered  
 Potential for Integrity?



Photo: 521\_Webster\_St\_SURVEY\_Photo.tif

**Description**

The single family dwelling is one-and-one-half stories with a steeply pitched roof, side gabled massing, a centered gable and a rectangular plan. The foundation is not visible and the exterior is clad in siding. The primary elevation, facing west, is nearly symmetrical with only a slight variation in window layout. An enclosed, gable roof vestibule is located on center off of a full-width deck with simple railings. The single-leaf entrance door has been replaced. Large window assemblies flank the vestibule, and three evenly spaced 1/1 double-hung windows on the second floor are centered on the gable wall. The original windows have been replaced with 1/1 double-hungs and the window framing has been clad. The south and north elevation windows are spaced on center. At the rear elevation, facing east, a one story gabled roof addition extends to form an attached two-car garage. Records place middle or working class cottage's construction date in the 1920s, but the majority of its character defining features been removed or altered, rendering the building unidentifiable.

**Structure Information**

Structure:  
 Foundation:  Stone  Concrete  Not Visible  
 Brick  Parged  
 Cladding:  Clapboard  Asphalt  
 Siding  Stucco  
 Shake  Stone  
 Board-and-Batten  Brick  
 Aluminum/Vinyl  Concrete Block  
 Asbestos  Metal

**Additions**

Type: Location:  
 Historic  Front  Rear  
 Non-Historic  Side  Roof

**Porch**

Type: Material:  
 Enclosed  Porte Cochere  Stone  Wood  
 Stoop  Wraparound  Brick  Concrete  
 Veranda  Multi-Story

Significance: Location:  
 Historic  Altered  Front  Rear  
 Side  Balcony

**Doors**

Leaf: One-Leaf  
 Material: Metal  
 Significance: Arrangement: Type:  
 Historic  Sidelights  Paneled  
 Replacement  Transom  Paneled w/Lights  
 Glazed

**Windows**

Type: Material: Significance:  
 Double-Hung  Steel  Original Windows  
 Sliding  Wood  Original Storms  
 Casement  Vinyl  Replaced Windows  
 Fixed  Aluminum  Replaced Storms

**Roof**

Type: Material: Dormers:  
 Gable  Mansard  Asphalt  Gable  
 Hipped  Shed  Metal  Hipped  
 Jerkinhead  Flat  Slate  Shed  
 Gambrel  Shake  Jerkin  
 Clay Tile

**Chimney**

Material:  Brick  Concrete Block  Stone

**NR ELIGIBILITY**

Individual Eligibility   
 District Eligibility:   
 District Name:

Contributing:   
 Non-Contributing:

- Events (NR-A)
- Persons (NR-B)
- Architecture (NR-C)
- Archaeology (NR-D)

**LOCAL ELIGIBILITY**

Individual Eligibility:   
 District Eligibility:   
 District Name:

Contributing:   
 Non-Contributing:

- Events 2
- Persons 3
- Architecture 4, 5, 6, 8
- Archaeology
- Other 1, 7, 9, 10, 11






**Continuation Sheet**

Address: 705 Webster

Building Names:

Important Dates:



**Description, Continued:**

...a popular 19th century floor plan, but the loss and alteration of many features has compromised the building's integrity.

**Historic Photo:**

**Historic Narrative:**

**Property Information**

Address: 418 Hancock PIN: 05-26-284-013  
 Building Names: Site of Newton Academy  
 Important Dates:  
 Historic Function: Residence  
 Current Function: Vacant  
 Color Code Criteria: Orange  
 Outbuildings  
 Number: 1 Any Significant:   
 Architectural Style: Italianate  
 Property Type: Residential  
 Approximate Age: 1880-1889  
 Condition: Poor  
 Potential for Integrity?



Photo: 418\_Hancock\_St\_SURVEY\_Photo.tif

**Description**

The Italianate, single family frame home is two stories with a hipped roof and a rectangular plan spanning three windows bays wide and two bays deep. The first floor is raised on a rough cut limestone foundation and the walls are clad in asphalt siding. The front façade, facing east, once had evenly spaced window bays, but has been altered by two additions. A one story enclosed porch with limestone foundation and a shed roof spans the north section of the east façade, cutting off half of two second floor windows. Three irregularly spaced 6/6 double hung windows on the face of the enclosure appear to be contemporary with the remaining wood windows. A screened porch with hipped roof spans the remaining third and is set on a rock-faced concrete block base. The front door is not visible. The deep eave and wide cornice are ornamented with drop-finial brackets. The original tall, narrow window openings have simple wood frames with non-original 6/6 double-hungs at the first floor and shorter versions at the second floor. Set back at the southwest corner of the lot is a two-car, hipped roof garage clad in wood siding with exposed rafter tails, wood carriage doors, and small one-lite windows. The size, construction, height and...

**Structure Information**

Structure: Frame  
 Foundation:  Stone  Concrete  Not Visible  
 Brick  Parged  
 Cladding:  Clapboard  Asphalt  
 Siding  Stucco  
 Shake  Stone  
 Board-and-Batten  Brick  
 Aluminum/Vinyl  Concrete Block  
 Asbestos  Metal

**Additions**

Type:  Historic  Non-Historic  
 Location:  Front  Rear  
 Side  Roof

**Porch**

Type:  Enclosed  Stoop  Veranda  Porte Cochere  Wraparound  Multi-Story  
 Material:  Stone  Wood  Brick  Concrete

Significance:  Historic  Altered  
 Location:  Front  Rear  
 Side  Balcony

**Doors**

Leaf: One-Leaf  
 Material:  Historic  Replacement  
 Arrangement:  Sidelights  Transom  
 Type:  Paneled  Paneled w/Lights  Glazed

**Windows**

Type:  Double-Hung  Sliding  Casement  Fixed  
 Material:  Steel  Wood  Vinyl  Aluminum  
 Significance:  Original Windows  Original Storms  Replaced Windows  Replaced Storms

**Roof**

Type:  Gable  Hipped  Jerkinhead  Gambrel  
 Mansard  Shed  Flat  
 Material:  Asphalt  Metal  Slate  Shake  Clay Tile  
 Dormers:  Gable  Hipped  Shed  Jerkin

**Chimney**

Material:  Brick  Concrete Block  Stone

**NR ELIGIBILITY**

Individual Eligibility:   
 District Eligibility:   
 District Name:  
 Belvidere Old Town NRHP District  
 Contributing:   
 Non-Contributing:   
 Events (NR-A)  
 Persons (NR-B)  
 Architecture (NR-C)  
 Archaeology (NR-D)

**LOCAL ELIGIBILITY**

Individual Eligibility:   
 District Eligibility:   
 District Name:  
 Contributing:   
 Non-Contributing:   
 Events 2  
 Persons 3  
 Architecture 4, 5, 6, 8  
 Archaeology  
 Other 1, 7, 9, 10, 11

**Property Information**

Address: 510 Hancock PIN: 05-26-278-009  
 Building Names:  
 Important Dates:  
 Historic Function: Residence  
 Current Function: Residence  
 Color Code Criteria: Yellow  
 Outbuildings  
 Number: 0 Any Significant:   
 Architectural Style: Mid-Century  
 Property Type: Residential  
 Approximate Age: 1950-1959  
 Condition: Good/Excellent  
 Potential for Integrity?



Photo: 510\_Hancock\_St\_SURVEY\_Photo.tif

**Description**

The Ranch style single family frame home is one story with an "L" plan, hipped roof and boxed eaves. The first floor is raised on a concrete block foundation, the walls are clad in wide siding, and the brick chimney is centrally located. The living area projects from the front façade, facing east, and has a large Chicago style window with faux shutters. A second slightly smaller Chicago window is located on the north elevation and both have metal awnings. The entrance is centered between the living and sleeping areas. The concrete stoop and steps have a simple metal railing and is situated under corner of the hipped roof ell. The single-leaf door has been replaced. The sleeping area has high of 1/1 double-hung windows with faux shutters. This small modest Ranch home has no garage, but maintains a moderate level of integrity.

**Structure Information**

Structure: Frame  
 Foundation:  Stone  Concrete  Not Visible  
 Brick  Parged  
 Cladding:  Clapboard  Asphalt  
 Siding  Stucco  
 Shake  Stone  
 Board-and-Batten  Brick  
 Aluminum/Vinyl  Concrete Block  
 Asbestos  Metal

**Additions**

Type: Location:  
 Historic  Front  Rear  
 Non-Historic  Side  Roof

**Porch**

Type: Material:  
 Enclosed  Porte Cochere  Stone  Wood  
 Stoop  Wraparound  Brick  Concrete  
 Veranda  Multi-Story

Significance: Location:  
 Historic  Altered  Front  Rear  
 Side  Balcony

**Doors**

Leaf: One-Leaf  
 Material: Wood  
 Significance: Arrangement: Type:  
 Historic  Sidelights  Paneled  
 Replacement  Transom  Paneled w/Lights  
 Glazed

**Windows**

Type: Material: Significance:  
 Double-Hung  Steel  Original Windows  
 Sliding  Wood  Original Storms  
 Casement  Vinyl  Replaced Windows  
 Fixed  Aluminum  Replaced Storms

**Roof**

Type: Material: Dormers:  
 Gable  Mansard  Asphalt  Gable  
 Hipped  Shed  Metal  Hipped  
 Jerkinhead  Flat  Slate  Shed  
 Gambrel  Clay Tile  Shake  Jerkin

**Chimney**

Material:  Brick  Concrete Block  Stone

**NR ELIGIBILITY**

Individual Eligibility   
 District Eligibility:   
 District Name:  
 Belvidere Old Town NRHP  
 District  
 Contributing:   
 Non-Contributing:

Events (NR-A)  
 Persons (NR-B)  
 Architecture (NR-C)  
 Archaeology (NR-D)

**LOCAL ELIGIBILITY**

Individual Eligibility:   
 District Eligibility:   
 District Name:  
 Contributing:   
 Non-Contributing:


Events 2  
 Persons 3  
 Architecture 4, 5, 6, 8  
 Archaeology  
 Other 1, 7, 9, 10, 11

**Continuation Sheet**

Address: 518 Hancock  
Building Names:  
Important Dates:



518\_Hancock\_St\_SURVEY\_Photo\_Outbuilding.tif



**Description, Continued:**

...Queen Anne massing and arrangement, the detailing is of the Spindlework sub-style. However, many alterations have been made to the property and it has lost a significant amount of integrity.

**Historic Photo:**

**Historic Narrative:**





**Continuation Sheet**

Address: 602 Hancock

Building Names:

Important Dates:



602\_Hancock\_St\_SURVEY\_Photo\_Outbuilding.tif

**Description, Continued:**

[Empty box for description continuation]

[Empty box for historic photo]

**Historic Photo:**

**Historic Narrative:**

**Property Information**

Address: 616 Hancock St PIN: 05-26-239-006  
 Building Names:  
 Important Dates:  
 Historic Function:  
 Current Function: VACANT LOT  
 Color Code Criteria:  
 Outbuildings  
 Number: Any Significant:   
 Architectural Style:  
 Property Type:  
 Approximate Age:  
 Condition:  
 Potential for Integrity?





Photo:  
 Description



**Structure Information**

Structure:  
 Foundation:  Stone  Concrete  Not Visible  
 Brick  Parged  
 Cladding:  Clapboard  Asphalt  
 Siding  Stucco  
 Shake  Stone  
 Board-and-Batten  Brick  
 Aluminum/Vinyl  Concrete Block  
 Asbestos  Metal

**Additions**

Type: Location:  
 Historic  Front  Rear  
 Non-Historic  Side  Roof

**Porch**

Type: Material:  
 Enclosed  Porte Cochere  Stone  Wood  
 Stoop  Wraparound  Brick  Concrete  
 Veranda  Multi-Story

Significance: Location:  
 Historic  Altered  Front  Rear  
 Side  Balcony

**Doors**

Leaf:  
 Material: Type:  
 Significance: Arrangement:  
 Historic  Sidelights  Paneled  
 Replacement  Transom  Paneled w/Lights  
 Glazed

**Windows**

Type: Material: Significance:  
 Double-Hung  Steel  Original Windows  
 Sliding  Wood  Original Storms  
 Casement  Vinyl  Replaced Windows  
 Fixed  Aluminum  Replaced Storms

**Roof**

Type: Material: Dormers:  
 Gable  Mansard  Asphalt  Gable  
 Hipped  Shed  Metal  Hipped  
 Jerkinhead  Flat  Slate  Shed  
 Gambrel  Shake  Jerkin  
 Clay Tile

**Chimney**

Material:  Brick  Concrete Block  Stone

**NR ELIGIBILITY**

Individual Eligibility:   
 District Eligibility:   
 District Name:

Contributing:   
 Non-Contributing:

- Events (NR-A)
- Persons (NR-B)
- Architecture (NR-C)
- Archaeology (NR-D)

**LOCAL ELIGIBILITY**

Individual Eligibility:   
 District Eligibility:   
 District Name:

Contributing:   
 Non-Contributing:

- Events 2
- Persons 3
- Architecture 4, 5, 6, 8
- Archaeology
- Other 1, 7, 9, 10, 11

**Property Information**

Address: 704 Hancock PIN: 05-26-234-009  
 Building Names:  
 Important Dates:  
 Historic Function: Residence  
 Current Function: Residence  
 Color Code Criteria: None  
 Outbuildings  
 Number: 1 Any Significant:   
 Architectural Style: Mid-Century  
 Property Type: Residential  
 Approximate Age: 1940-1949  
 Condition: Fair  
 Potential for Integrity?



Photo: 704\_Hancock\_St\_SURVEY\_Photo.tif

**Description**

The box ranch, single family frame home is one story with rectangular plan, hipped roof and boxed eaves. The first floor is raised on a concrete block foundation, the walls are clad in siding and the brick chimney is located on the north roof hip. The front façade, facing east, has an off-center entrance flanked by two pairs of windows. A modern wood deck with flat roof and simple railings has been built at the single-leaf front entrance door, which has been replaced. Once incorporated under the hipped roof, an open-sided car port has been enclosed and converted to additional living space. A sliding door and widows have been added at the enclosure. Many of the original 2/2 double-hung windows remain, and many have wood storm windows. At the front façade, the windows are accented with open board and batten shutters. Through the alterations and additions, this modest box ranch has lost significant integrity.

**Structure Information**

Structure: Frame  
 Foundation:  Stone  Concrete  Not Visible  
 Brick  Parged  
 Cladding:  Clapboard  Asphalt  
 Siding  Stucco  
 Shake  Stone  
 Board-and-Batten  Brick  
 Aluminum/Vinyl  Concrete Block  
 Asbestos  Metal

**Additions**

Type: Location:  
 Historic  Front  Rear  
 Non-Historic  Side  Roof

**Porch**

Type: Material:  
 Enclosed  Porte Cochere  Stone  Wood  
 Stoop  Wraparound  Brick  Concrete  
 Veranda  Multi-Story

Significance: Location:  
 Historic  Altered  Front  Rear  
 Side  Balcony

**Doors**

Leaf: One-Leaf  
 Material: Wood Type:  
 Significance: Arrangement:  Paneled  
 Historic  Sidelights  Paneled w/Lights  
 Replacement  Transom  Glazed

**Windows**

Type: Material: Significance:  
 Double-Hung  Steel  Original Windows  
 Sliding  Wood  Original Storms  
 Casement  Vinyl  Replaced Windows  
 Fixed  Aluminum  Replaced Storms

**Roof**

Type: Material: Dormers:  
 Gable  Mansard  Asphalt  Gable  
 Hipped  Shed  Metal  Hipped  
 Jerkinhead  Flat  Slate  Shed  
 Gambrel  Shake  Jerkin  
 Clay Tile

**Chimney**

Material:  Brick  Concrete Block  Stone

**NR ELIGIBILITY**

Individual Eligibility   
 District Eligibility:   
 District Name:

Contributing:   
 Non-Contributing:

- Events (NR-A)
- Persons (NR-B)
- Architecture (NR-C)
- Archaeology (NR-D)

**LOCAL ELIGIBILITY**

Individual Eligibility:   
 District Eligibility:   
 District Name:

Contributing:   
 Non-Contributing:

- Events 2
- Persons 3
- Architecture 4, 5, 6, 8
- Archaeology
- Other 1, 7, 9, 10, 11

**Property Information**

Address: 206 E Lincoln PIN: 05-26-431-007  
 Building Names:  
 Important Dates:  
 Historic Function: Residence  
 Current Function: Residence  
 Color Code Criteria: Orange  
 Outbuildings  
 Number: 1 Any Significant:   
 Architectural Style: Italianate  
 Property Type: Residential  
 Approximate Age: 1870-1879  
 Condition: Fair  
 Potential for Integrity?



Photo: 206\_E\_Lincoln\_Ave\_SURVEY\_Photo.tif

**Structure Information**

Structure: Frame  
 Foundation:  Stone  Concrete  Not Visible  
 Brick  Parged  
 Cladding:  Clapboard  Asphalt  
 Siding  Stucco  
 Shake  Stone  
 Board-and-Batten  Brick  
 Aluminum/Vinyl  Concrete Block  
 Asbestos  Metal

**Additions**

Type: Location:  
 Historic  Front  Rear  
 Non-Historic  Side  Roof

**Porch**

Type: Material:  
 Enclosed  Porte Cochere  Stone  Wood  
 Stoop  Wraparound  Brick  Concrete  
 Veranda  Multi-Story

Significance: Location:  
 Historic  Altered  Front  Rear  
 Side  Balcony

**Doors**

Leaf: Two-Leaf  
 Material: Wood  
 Significance: Arrangement: Type:  
 Historic  Sidelights  Paneled w/Lights  
 Replacement  Transom  Glazed

**Windows**

Type: Material: Significance:  
 Double-Hung  Steel  Original Windows  
 Sliding  Wood  Original Storms  
 Casement  Vinyl  Replaced Windows  
 Fixed  Aluminum  Replaced Storms

**Roof**

Type: Material: Dormers:  
 Gable  Mansard  Asphalt  Gable  
 Hipped  Shed  Metal  Hipped  
 Jerkinhead  Flat  Slate  Shed  
 Gambrel  Shake  Jerkin  
 Clay Tile

**Chimney**

Material:  Brick  Concrete Block  Stone

**Description**

The Queen Anne, single family frame house is two-and-one-half stories with a steeply pitched hipped roof and cross-gabled massing. The first floor is raised on a foundation of coursed limestone, the exterior is clad in asbestos siding and the brick chimney is centrally located towards the back of the hipped roof. The primary elevation, facing south, is asymmetrical with a gable-front section extending slightly forward of a two story hipped-roof section at the southeast corner. The cross gables face east and west, with a one-and-one-half storied gabled rear wing to the north. At the southeast corner there is a front entrance with a rock-faced concrete block stoop and gabled portico supported by simple wood posts and a simple railing. The original 1-lite paneled double doors remain with a transom window above. All windows are centered at the gables, typically with single double-hung windows at the first and paired windows at the second floors. Small round attic windows with octagonal wood framing sit high in the gables. The east gable end is canted on the first floor. The west gable end has a centered one story window bay with a limestone foundation, paneled details, shaped window heads, decorative cornice brackets and a short mansard roof. A typical window pair and round attic window are...

**NR ELIGIBILITY**

Individual Eligibility   
 District Eligibility:   
 District Name:  
 Belvidere Old Town NRHP District  
 Contributing:   
 Non-Contributing:   
 Events (NR-A)  
 Persons (NR-B)  
 Architecture (NR-C)  
 Archaeology (NR-D)

**LOCAL ELIGIBILITY**

Individual Eligibility:   
 District Eligibility:   
 District Name:  
 Contributing:   
 Non-Contributing:   
 Events 2  
 Persons 3  
 Architecture 4, 5, 6, 8  
 Archaeology  
 Other 1, 7, 9, 10, 11

**Property Information**

Address: 215 E Lincoln PIN: 05-26-434-022  
 Building Names:  
 Important Dates:  
 Historic Function: Residence  
 Current Function: Residence  
 Color Code Criteria: Yellow  
 Outbuildings  
 Number: 0 Any Significant:   
 Architectural Style: Greek Revival  
 Property Type: Residential  
 Approximate Age: 1850-1859  
 Condition: Heavily Altered  
 Potential for Integrity?



Photo: 215\_E\_Lincoln\_Ave\_SURVEY\_Photo.tif

**Description**

This single family house is one-and-one-half stories. The principle massing is side gabled with a gabled rear addition forming an L shaped plan. A later gabled roof addition and garage extend south down the sloping site. The house and rear wing are set on a foundation of brick and are clad in vinyl siding. The principal façade, facing west, has a centrally located entrance with two single 1/1 double hung windows to the north and a grouping of three double hung windows to the south. The single-leaf entrance is located at a concrete stoop with simple iron railings and supports for a flat porch roof. A gabled wall dormer is placed slightly off center on the west façade. Two modern picture window and casement assemblies have been installed at the north gable and elevation of the main massing and wing. The one story gable roof addition to the south has single 1/1 double-hung windows several bays long and appears to be one room deep. The building's small size, massing, orientation and materials indicate that the primary side gabled section had a one room deep plan with a rear kitchen wing. This house represents an early settlement structure or worker's cottage that has been updated and modernized over time.

**Structure Information**

Structure: Frame  
 Foundation:  Stone  Concrete  Not Visible  
 Brick  Parged  
 Cladding:  Clapboard  Asphalt  
 Siding  Stucco  
 Shake  Stone  
 Board-and-Batten  Brick  
 Aluminum/Vinyl  Concrete Block  
 Asbestos  Metal

**Additions**

Type: Location:  
 Historic  Front  Rear  
 Non-Historic  Side  Roof

**Porch**

Type: Material:  
 Enclosed  Porte Cochere  Stone  Wood  
 Stoop  Wraparound  Brick  Concrete  
 Veranda  Multi-Story  
 Significance: Location:  
 Historic  Altered  Front  Rear  
 Side  Balcony

**Doors**

Leaf: One-Leaf  
 Material: Wood  
 Significance: Arrangement: Type:  
 Historic  Sidelights  Paneled w/Lights  
 Replacement  Transom  Glazed

**Windows**

Type: Material: Significance:  
 Double-Hung  Steel  Original Windows  
 Sliding  Wood  Original Storms  
 Casement  Vinyl  Replaced Windows  
 Fixed  Aluminum  Replaced Storms

**Roof**

Type: Material: Dormers:  
 Gable  Mansard  Asphalt  Gable  
 Hipped  Shed  Metal  Hipped  
 Jerkinhead  Flat  Slate  Shed  
 Gambrel  Clay Tile  Shake  Jerkin

**Chimney**

Material:  Brick  Concrete Block  Stone

**NR ELIGIBILITY**

Individual Eligibility:   
 District Eligibility:   
 District Name:  
 Belvidere Old Town NRHP District  
 Contributing:   
 Non-Contributing:   
 Events (NR-A)  
 Persons (NR-B)  
 Architecture (NR-C)  
 Archaeology (NR-D)

**LOCAL ELIGIBILITY**

Individual Eligibility:   
 District Eligibility:   
 District Name:  
 Contributing:   
 Non-Contributing:   
 Events 2  
 Persons 3  
 Architecture 4, 5, 6, 8  
 Archaeology  
 Other 1, 7, 9, 10, 11

**Property Information**

Address: 218 E Lincoln PIN: 05-26-431-008  
 Building Names:  
 Important Dates:  
 Historic Function: Residence  
 Current Function: Residence  
 Color Code Criteria: Yellow  
 Outbuildings  
 Number: 0 Any Significant:   
 Architectural Style: Greek Revival  
 Property Type: Residential  
 Approximate Age: 1850-1859  
 Condition: Good/Excellent  
 Potential for Integrity?



Photo: 218\_E\_Lincoln\_Ave\_SURVEY\_Photo.tif

**Description**

The single family home is two stories with upright and wing massing. The upright section has a front facing gable and is two bays wide and deep. The side-gabled wing spans two bays wide and two bay deep with a gabled roof addition at the rear elevation. The foundation is not visible and the walls are clad in vinyl siding. At the front gable façade, facing south, the windows are centered. At the wing, the side gable roof overhangs a recessed porch with a low concrete slab. Unoriginal saw-cut lattice posts, brackets, and trim decorate the porch. Under the porch, the replacement entrance door is paneled with a small lite. Immediately adjacent to the door is a small 1/1 double hung window. All original windows have been replaced with 1/1 double hung windows, and the wood frames have altered. The size and arrangement of features suggest a settlement dwelling, but many alterations and missing elements have caused this structure to lose significant integrity.

**Structure Information**

Structure: Frame  
 Foundation:  Stone  Concrete  Not Visible  
 Brick  Parged  
 Cladding:  Clapboard  Asphalt  
 Siding  Stucco  
 Shake  Stone  
 Board-and-Batten  Brick  
 Aluminum/Vinyl  Concrete Block  
 Asbestos  Metal

**Additions**

Type:  Historic  Non-Historic  
 Location:  Front  Rear  
 Side  Roof

**Porch**

Type:  Enclosed  Stoop  Veranda  
 Porte Cochere  Wraparound  Multi-Story  
 Material:  Stone  Wood  
 Brick  Concrete  
 Significance:  Historic  Altered  
 Location:  Front  Rear  
 Side  Balcony

**Doors**

Leaf: One-Leaf  
 Material: Metal  
 Significance:  Historic  Replacement  
 Arrangement:  Sidelights  Transom  
 Type:  Paneled  Paneled w/Lights  
 Glazed

**Windows**

Type:  Double-Hung  Sliding  
 Casement  Fixed  
 Material:  Steel  Wood  
 Vinyl  Aluminum  
 Significance:  Original Windows  
 Original Storms  
 Replaced Windows  
 Replaced Storms

**Roof**

Type:  Gable  Hipped  
 Jerkinhead  Gambrel  
 Mansard  Shed  
 Flat  
 Material:  Asphalt  Metal  
 Slate  Shake  
 Clay Tile  
 Dormers:  Gable  
 Hipped  
 Shed  
 Jerkin

**Chimney**

Material:  Brick  Concrete Block  Stone

**NR ELIGIBILITY**

Individual Eligibility   
 District Eligibility:   
 District Name:  
 Belvidere Old Town NRHP District  
 Contributing:   
 Non-Contributing:   
 Events (NR-A)  
 Persons (NR-B)  
 Architecture (NR-C)  
 Archaeology (NR-D)

**LOCAL ELIGIBILITY**

Individual Eligibility:   
 District Eligibility:   
 District Name:  
 Contributing:   
 Non-Contributing:   
 Events 2  
 Persons 3  
 Architecture 4, 5, 6, 8  
 Archaeology  
 Other 1, 7, 9, 10, 11

**Property Information**

Address: 220 E Lincoln PIN: 05-26-431-009  
 Building Names:  
 Important Dates:  
 Historic Function: Residence  
 Current Function: Apartments  
 Color Code Criteria: Yellow  
 Outbuildings  
 Number: 1 Any Significant:   
 Architectural Style: Queen Anne  
 Property Type: Residential  
 Approximate Age: 1890-1899  
 Condition: Good  
 Potential for Integrity?



Photo: 220\_E\_Lincoln\_Ave\_SURVEY\_Photo.tif

**Description**

The Queen Anne, multi-unit dwelling is two stories with a steeply pitched hipped and cross-gabled roof. The first floor is raised on brick foundation and the walls are clad in replacement siding. The primary façade, facing south, is asymmetrical with a prominent front gable and an enclosed porch wrapping across the front and west side elevations. The porch roof has a short mansard and flat roof, with large window groupings and two entrance doors at grade. Single and paired window openings are centered under the cross gables. A rear wing, extending to the north, is one story tall with a gabled roof. The tall, narrow 1/1 windows have rectangular sash and many of the original windows survive. Their simple wood frames have been partially clad, and new storm windows have been installed. Small rectangular basement windows pierce the foundation. Though little to no detailing remains, this dwelling likely had a modest Queen Anne style. However, much of the home's integrity has been lost and many features have been altered or compromised.

**Structure Information**

Structure: Frame  
 Foundation:  Stone  Concrete  Not Visible  
 Brick  Parged  
 Cladding:  Clapboard  Asphalt  
 Siding  Stucco  
 Shake  Stone  
 Board-and-Batten  Brick  
 Aluminum/Vinyl  Concrete Block  
 Asbestos  Metal

**Additions**

Type: Location:  
 Historic  Front  Rear  
 Non-Historic  Side  Roof

**Porch**

Type: Material:  
 Enclosed  Porte Cochere  Stone  Wood  
 Stoop  Wraparound  Brick  Concrete  
 Veranda  Multi-Story

Significance: Location:  
 Historic  Altered  Front  Rear  
 Side  Balcony

**Doors**

Leaf: One-Leaf  
 Material: Metal  
 Significance: Arrangement: Type:  
 Historic  Sidelights  Paneled  
 Replacement  Transom  Paneled w/Lights  
 Glazed

**Windows**

Type: Material: Significance:  
 Double-Hung  Steel  Original Windows  
 Sliding  Wood  Original Storms  
 Casement  Vinyl  Replaced Windows  
 Fixed  Aluminum  Replaced Storms

**Roof**

Type: Material: Dormers:  
 Gable  Mansard  Asphalt  Gable  
 Hipped  Shed  Metal  Hipped  
 Jerkinhead  Flat  Slate  Shed  
 Gambrel  Shake  Jerkin  
 Clay Tile

**Chimney**

Material:  Brick  Concrete Block  Stone

**NR ELIGIBILITY**

Individual Eligibility   
 District Eligibility:

**District Name:**

Belvidere Old Town NRHP District

Contributing:   
 Non-Contributing:

- Events (NR-A)
- Persons (NR-B)
- Architecture (NR-C)
- Archaeology (NR-D)

**LOCAL ELIGIBILITY**

Individual Eligibility:   
 District Eligibility:

**District Name:**

Contributing:   
 Non-Contributing:

- Events 2
- Persons 3
- Architecture 4, 5, 6, 8
- Archaeology
- Other 1, 7, 9, 10, 11